



US00D579979S

(12) **United States Design Patent**  
**Bhavnani**

(10) **Patent No.:** **US D579,979 S**

(45) **Date of Patent:** **\*\* Nov. 4, 2008**

(54) **PEN**  
(75) **Inventor:** **Dilip Bhavnani**, Beverly Hills, CA (US)  
(73) **Assignee:** **Sun Coast Merchandise Corporation**,  
Commerce, CA (US)

D489,407 S \* 5/2004 Keda ..... D19/51  
D491,605 S \* 6/2004 Hoffmann et al. .... D19/51  
D501,509 S \* 2/2005 Lecce ..... D19/51  
D544,034 S \* 6/2007 Qiu ..... D19/43  
D546,385 S \* 7/2007 Bhavnani ..... D19/41  
D565,655 S \* 4/2008 Bhavnani ..... D19/51  
D566,179 S \* 4/2008 Qiu et al. .... D19/51

(\*\*) **Term:** **14 Years**

**OTHER PUBLICATIONS**

(21) **Appl. No.:** **29/284,104**

U.S. Appl. No. 29/284,102, Dilip Bhavnani.

(22) **Filed:** **Aug. 30, 2007**

\* cited by examiner

(51) **LOC (8) Cl.** ..... **19-06**

*Primary Examiner*—Elizabeth A Albert

(52) **U.S. Cl.** ..... **D19/51**

(74) *Attorney, Agent, or Firm*—The Soni Law Firm

(58) **Field of Classification Search** ..... D19/35,  
D19/36, 41–51, 53–57; 24/11 R, 11 F, 11 P;  
401/52, 99, 100, 104–109, 192, 195, 196  
See application file for complete search history.

(57) **CLAIM**

The ornamental design for a pen, as shown and described.

(56) **References Cited**

**DESCRIPTION**

**U.S. PATENT DOCUMENTS**

FIG. 1 is a front bottom side perspective view of the pen showing my new design;

D390,872 S \* 2/1998 Sunaga ..... D19/36  
D395,449 S \* 6/1998 Bussiere et al. .... D19/57  
D398,641 S \* 9/1998 Hollington ..... D19/43  
D398,934 S \* 9/1998 Veillon ..... D19/51  
D455,175 S \* 4/2002 Hu ..... D19/43  
D457,917 S \* 5/2002 Traut et al. .... D19/51  
D458,306 S \* 6/2002 Moon ..... D19/51  
D471,588 S \* 3/2003 Hu ..... D19/43  
D484,188 S \* 12/2003 Cetera ..... D19/51  
D487,776 S \* 3/2004 Keda ..... D19/57

FIG. 2 is a front elevational view thereof;

FIG. 3 is a right elevational view thereof;

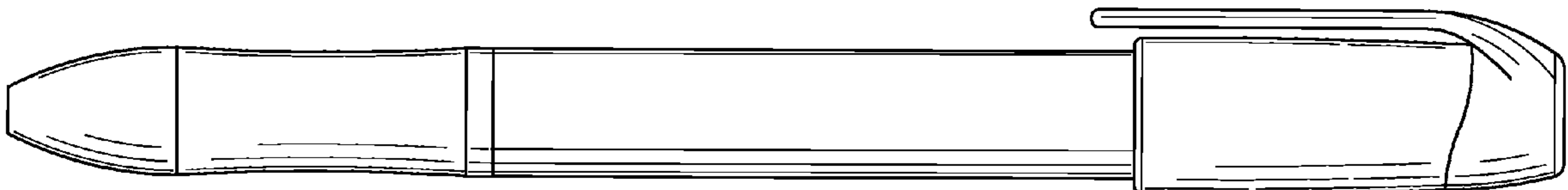
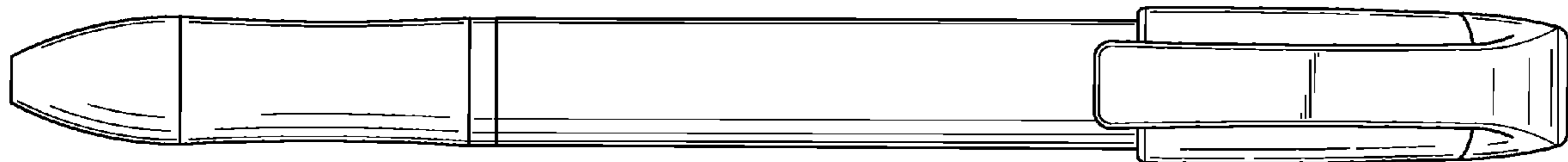
FIG. 4 is a left elevational view thereof;

FIG. 5 is a back elevational view thereof;

FIG. 6 is a bottom plan view thereof; and,

FIG. 7 is a top plan view thereof.

**1 Claim, 2 Drawing Sheets**



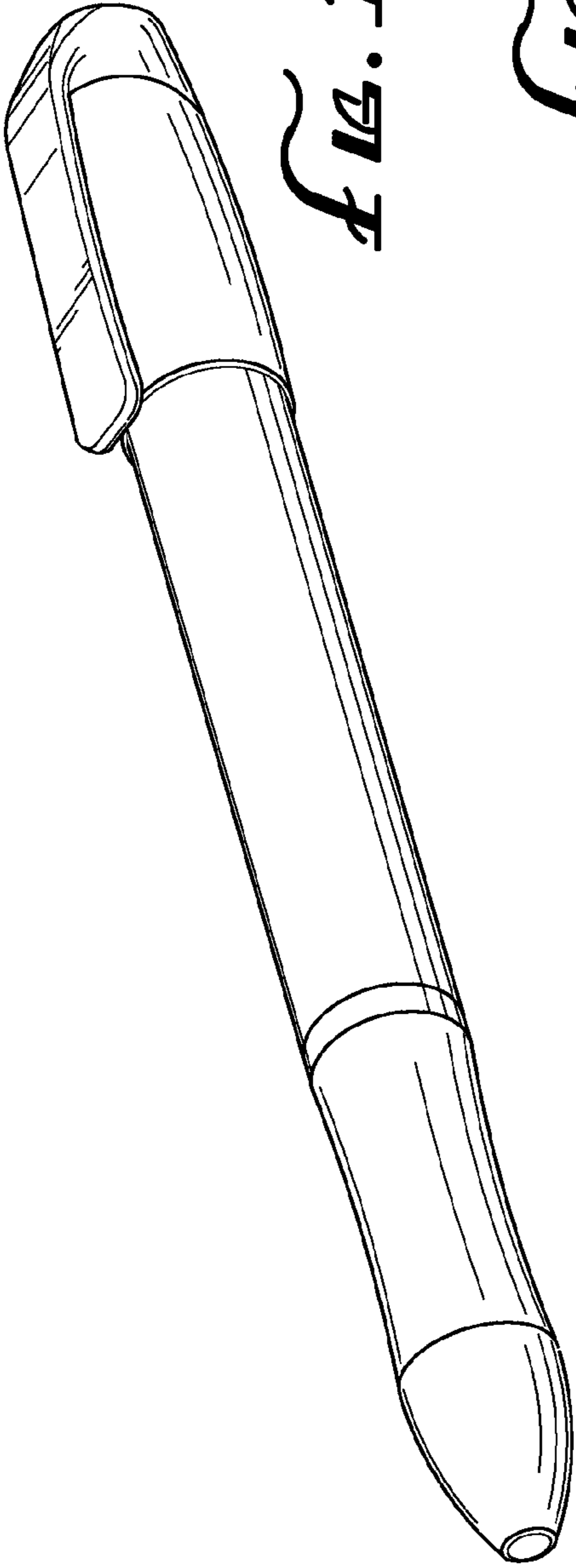


FIG. 1

FIG. 2

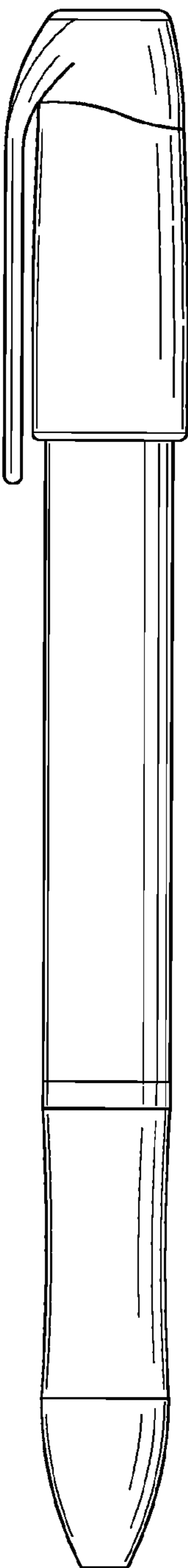
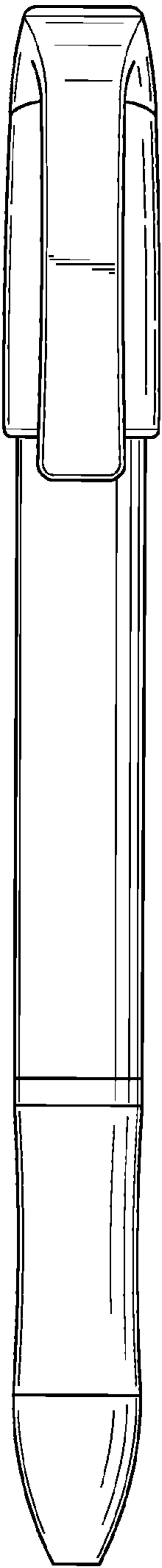


FIG. 3

FIG. 4

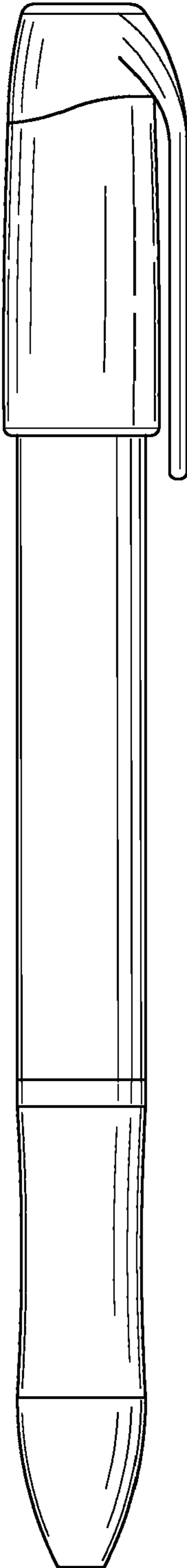


FIG. 5

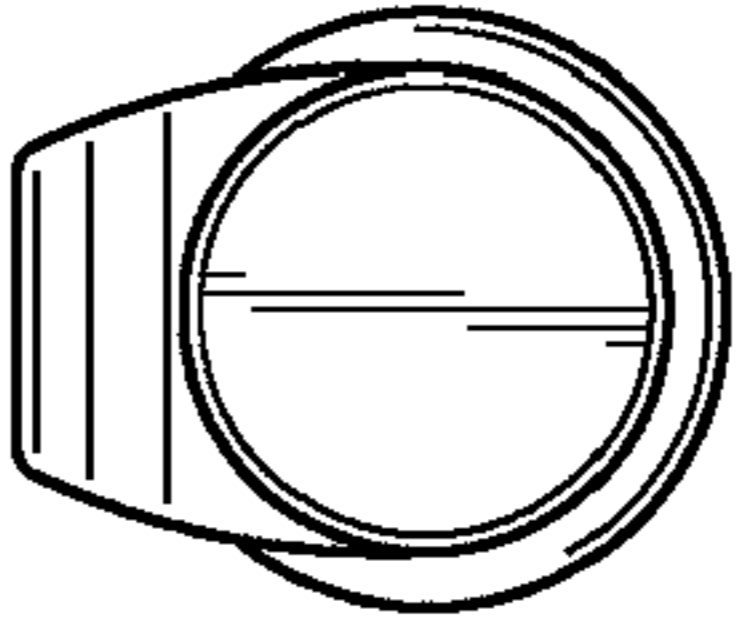
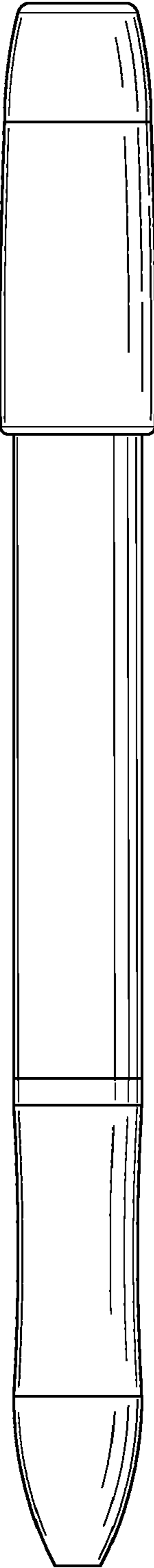


FIG. 7

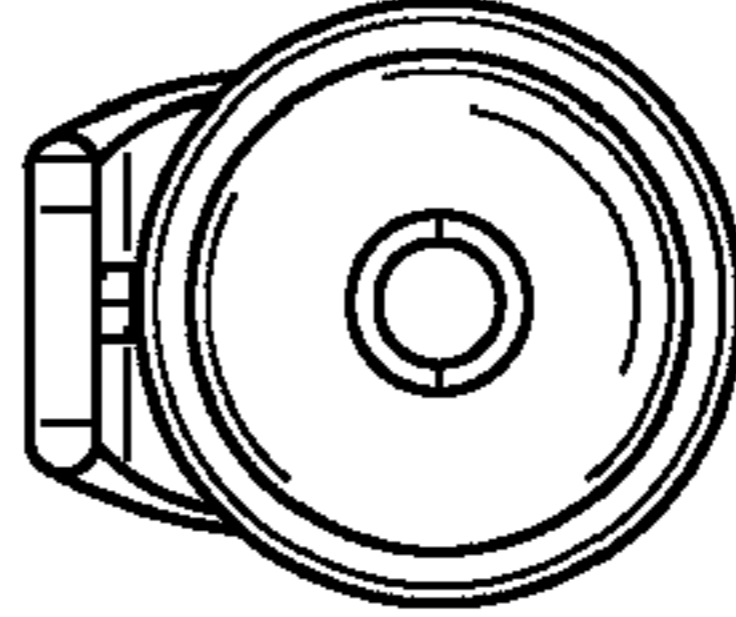


FIG. 8