



US00D579969S

(12) **United States Design Patent**
Hirsch

(10) **Patent No.:** **US D579,969 S**
(45) **Date of Patent:** **** Nov. 4, 2008**

(54) **GUITAR**

(76) Inventor: **Jonathan David Hirsch**, 6 Cambridge
Mews, Cambridge Grove, Hove (GB)
BN3 3EZ

(**) Term: **14 Years**

(21) Appl. No.: **29/271,176**

(22) Filed: **Jan. 11, 2007**

(30) **Foreign Application Priority Data**

Jul. 12, 2006 (EM) 000561881-0001
Jul. 12, 2006 (EM) 000561881-0002

(51) **LOC (8) Cl.** **17-03**

(52) **U.S. Cl.** **D17/14**

(58) **Field of Classification Search** D17/14,
D17/18, 19, 20, 17, 99; 84/7, 11, 173, 267-269,
84/290-293, 718, DIG. 24, 9, 274, 275, 284,
84/285, 453

See application file for complete search history.

(56) **References Cited**

U.S. PATENT DOCUMENTS

4,142,436 A 3/1979 Chapman
4,145,948 A * 3/1979 Turner 84/293
D258,363 S * 2/1981 Weindel et al. D17/1
4,377,101 A * 3/1983 Santucci 84/743
D270,544 S 9/1983 Fender
D270,841 S 10/1983 Peavey
4,803,906 A 2/1989 Fender
D300,528 S 4/1989 Drane
D300,537 S 4/1989 Powers et al.
D309,745 S 8/1990 Matheny
D337,125 S 7/1993 Rundell
5,517,891 A * 5/1996 Sica 84/453
5,541,455 A 7/1996 Hodges
D375,114 S 10/1996 Excellente
D388,117 S 12/1997 Van Halen et al.
D400,563 S 11/1998 Jones
D401,267 S 11/1998 Dame et al.

D404,061 S 1/1999 Roth
D407,430 S 3/1999 Rosenberg et al.
D410,670 S 6/1999 Medley
D417,691 S 12/1999 Standish
6,300,549 B1 10/2001 Gregory
D457,553 S * 5/2002 Cates D17/14
D466,547 S 12/2002 Silvey
D475,079 S * 5/2003 Zimmerly D17/14
D478,611 S 8/2003 Nakajima
6,700,043 B2 3/2004 Hirayama
D493,481 S * 7/2004 Vogel D17/14
6,774,291 B2 8/2004 Vartiainen
D516,607 S * 3/2006 Dawson et al. D17/20
D539,835 S * 4/2007 Brugal D17/20
2004/0177741 A1 9/2004 Hirayama

OTHER PUBLICATIONS

Mandolin-Guitar. <http://www.mandolin-guitar.com/info/what.jsp>.
Copyright 2004. Guitarlins: center of pp. 6 and 7.*

* cited by examiner

Primary Examiner—Ian Simmons

Assistant Examiner—Rashida Johnson

(74) *Attorney, Agent, or Firm*—Harness, Dickey & Pierce,
P.L.C.

(57) **CLAIM**

The ornamental design for a guitar, as shown and described.

DESCRIPTION

FIG. 1 is a front view of a guitar showing my new design;

FIG. 2 is a rear view thereof;

FIG. 3 is a right side view thereof;

FIG. 4 is a left side view thereof;


FIG. 5 is an enlarged top view thereof;

FIG. 6 is an enlarged bottom view thereof; and,

FIG. 7 is a perspective view thereof.

The broken lines are for illustrative purposes only and do not
form part of the claimed invention.

1 Claim, 6 Drawing Sheets



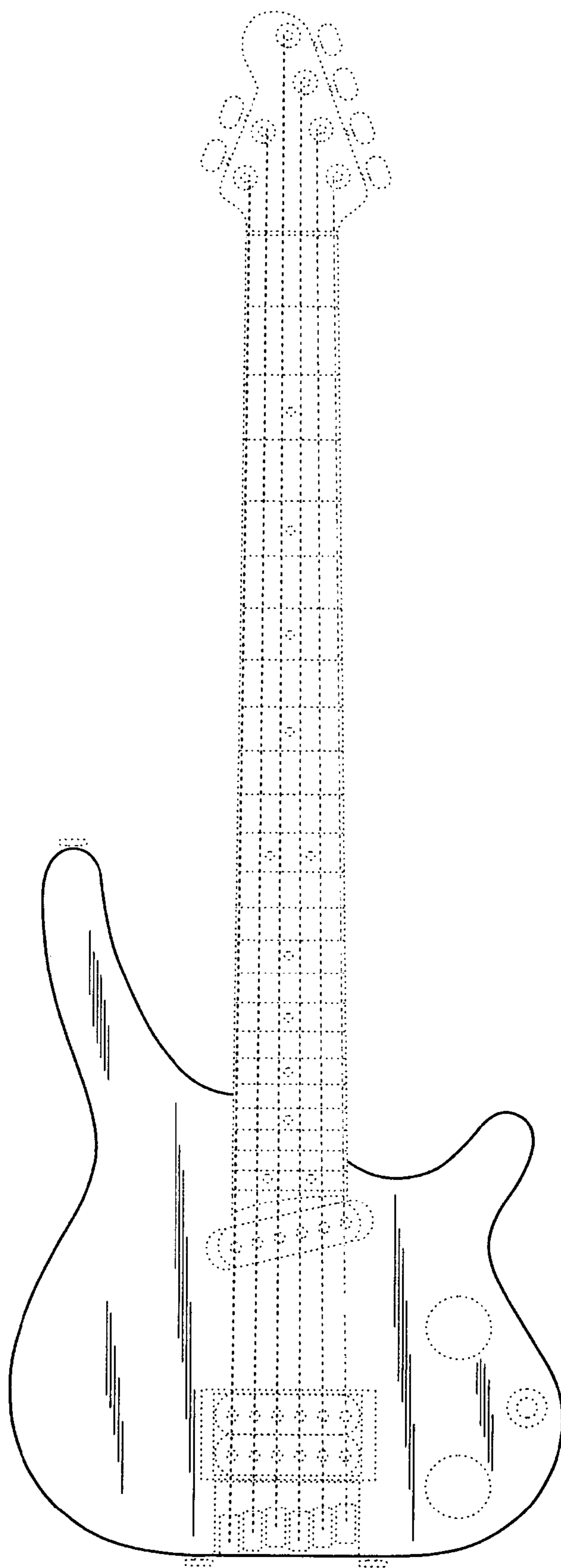


Fig-1

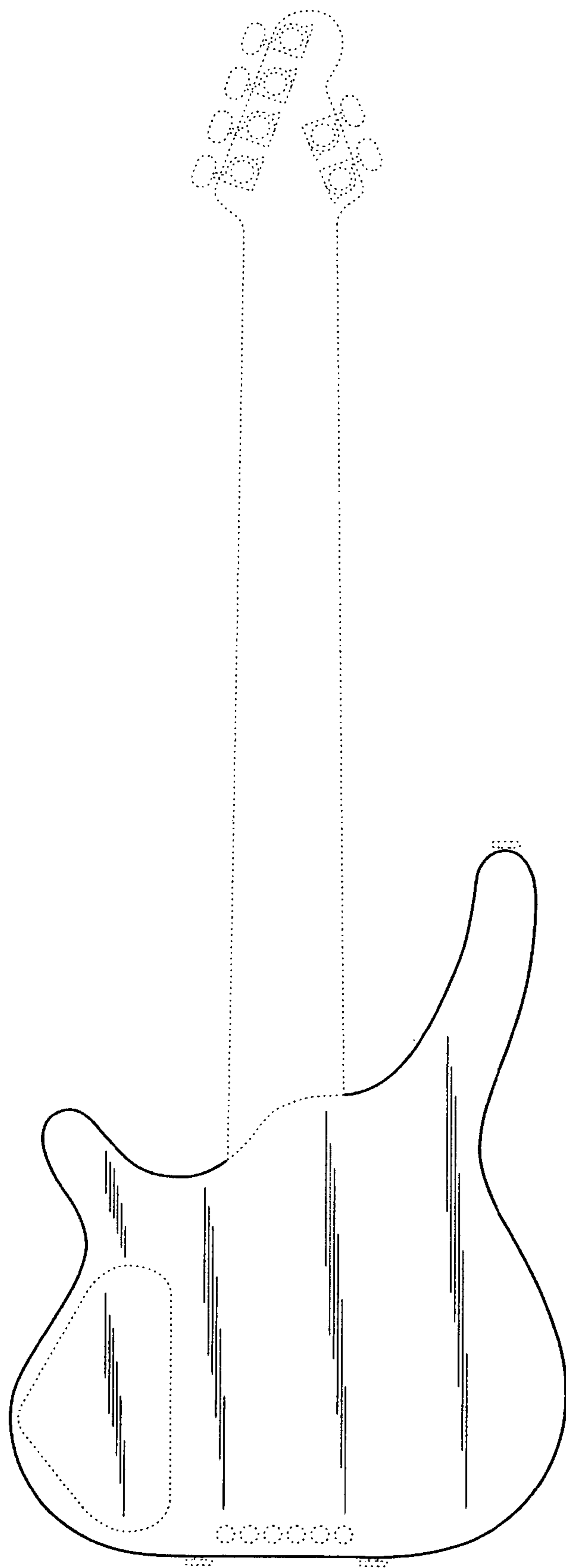


Fig-2

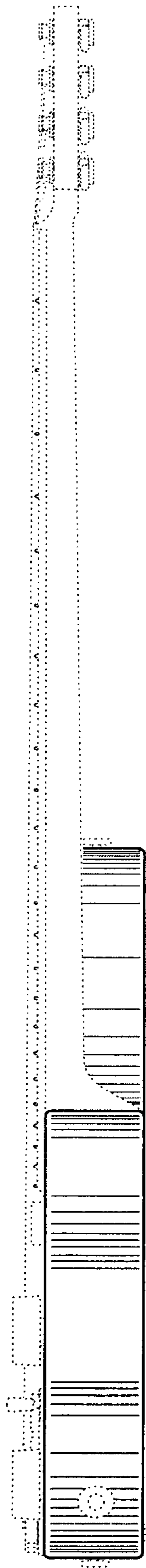


Fig-3

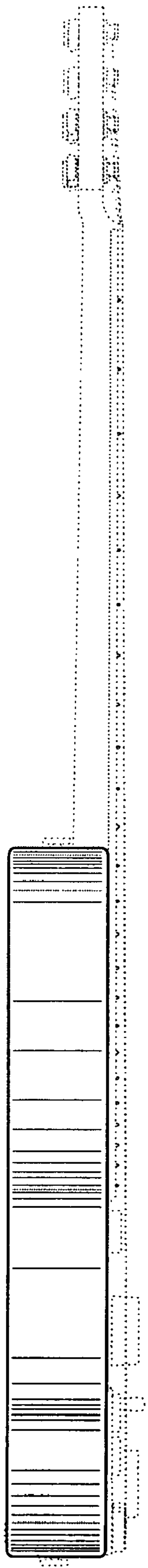


Fig-4




Fig-5




Fig-6

