



US00D579954S

(12) **United States Design Patent**
Gofman et al.

(10) **Patent No.:** **US D579,954 S**
(45) **Date of Patent:** **** Nov. 4, 2008**

(54) **PORTABLE AUDIO PLAYER**
(75) Inventors: **Daniel Lionel Gofman**, Hollywood, FL
(US); **Garry Gofman**, Hollywood, FL
(US)

(73) Assignee: **Augen Electronics Corp.**, Hollywood,
FL (US)

(**) Term: **14 Years**

(21) Appl. No.: **29/298,703**

(22) Filed: **Dec. 11, 2007**

(51) **LOC (8) Cl.** **14-03**

(52) **U.S. Cl.** **D14/496**

(58) **Field of Classification Search** D14/496,
D14/401, 435, 474, 483, 217, 137, 138, 160,
D14/168; 345/156, 169, 173-179, 905; 715/727-729,
715/864; 710/1, 5, 8; 713/1, 600; 455/11,
455/1.7, 73, 344-347, 93, 95; 370/342-344;
369/1, 2, 6, 12; 463/43-47; 273/148 B
See application file for complete search history.

(56) **References Cited**

U.S. PATENT DOCUMENTS

6,591,085 B1 *	7/2003	Grady	455/42
6,593,914 B1 *	7/2003	Nuovo et al.	345/169
D505,130 S *	5/2005	Yuyama	D14/168
6,977,675 B2 *	12/2005	Kotzin	348/208.2
D533,876 S *	12/2006	Kim	D14/496
D538,820 S	3/2007	Andre et al.	
D539,816 S *	4/2007	Aoki et al.	D14/496
D541,297 S	4/2007	Andre et al.	
D541,298 S	4/2007	Andre et al.	
D541,299 S	4/2007	Andre et al.	
D542,306 S	5/2007	Andre et al.	

D542,808 S	5/2007	Andre et al.	
D547,331 S *	7/2007	Jung et al.	D14/496
D548,744 S	8/2007	Andre et al.	
D548,745 S	8/2007	Andre et al.	
D548,746 S	8/2007	Andre et al.	
D548,747 S	8/2007	Andre et al.	
D549,237 S	8/2007	Andre et al.	
D553,640 S *	10/2007	Kimura et al.	D14/496
7,281,214 B2 *	10/2007	Fadell	715/745
D557,243 S *	12/2007	Kim et al.	D14/138
D562,346 S *	2/2008	Lee	D14/496

* cited by examiner

Primary Examiner—Prabhakar Deshmukh

(74) *Attorney, Agent, or Firm*—Christopher & Weisberg, P.A.

(57) **CLAIM**

The ornamental design for a portable audio player, as shown and described.

DESCRIPTION

FIG. 1 is a perspective view of a portable audio player showing our new design;

FIG. 2 is a top view thereof;

FIG. 3 is a bottom view thereof;

FIG. 4 is a left side view thereof;

FIG. 5 is a right side view thereof;

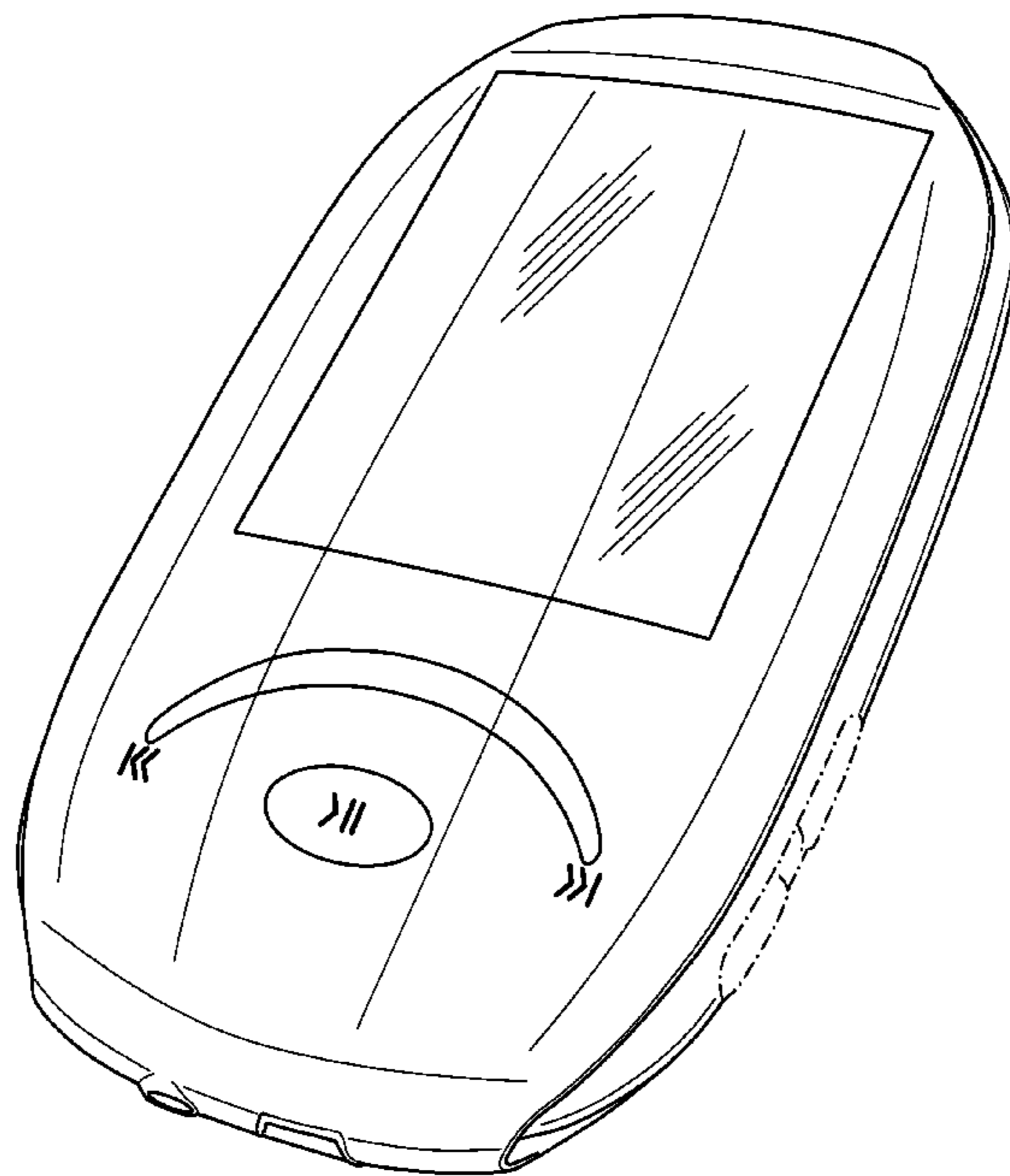
FIG. 6 is a front side view thereof; and,

FIG. 7 is a rear side view thereof.

The portions of the design shown in broken lines form no part of the claimed design.

The broken lines, which define the bounds of the claimed design, form no part thereof.

1 Claim, 5 Drawing Sheets



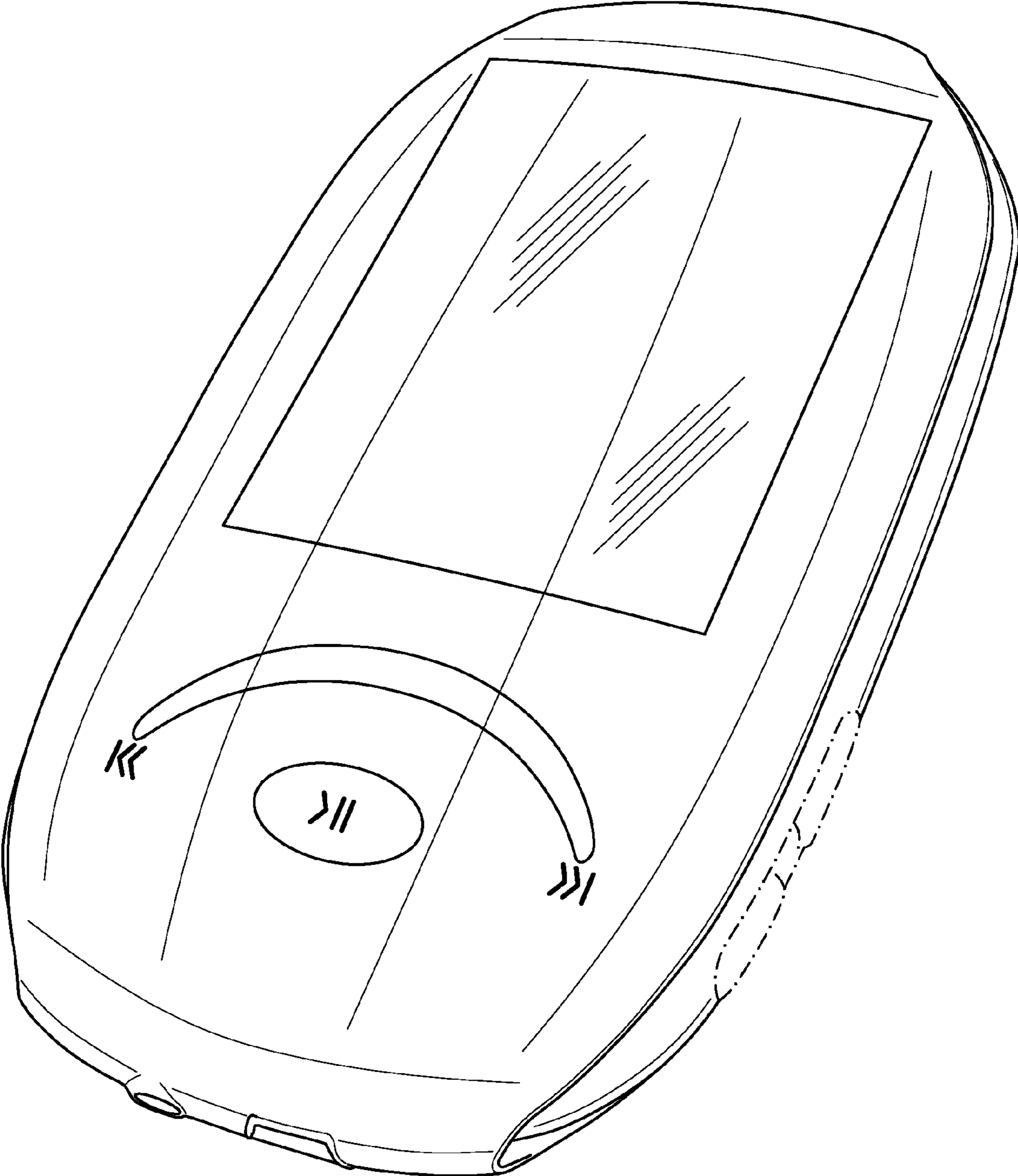


FIG. 1

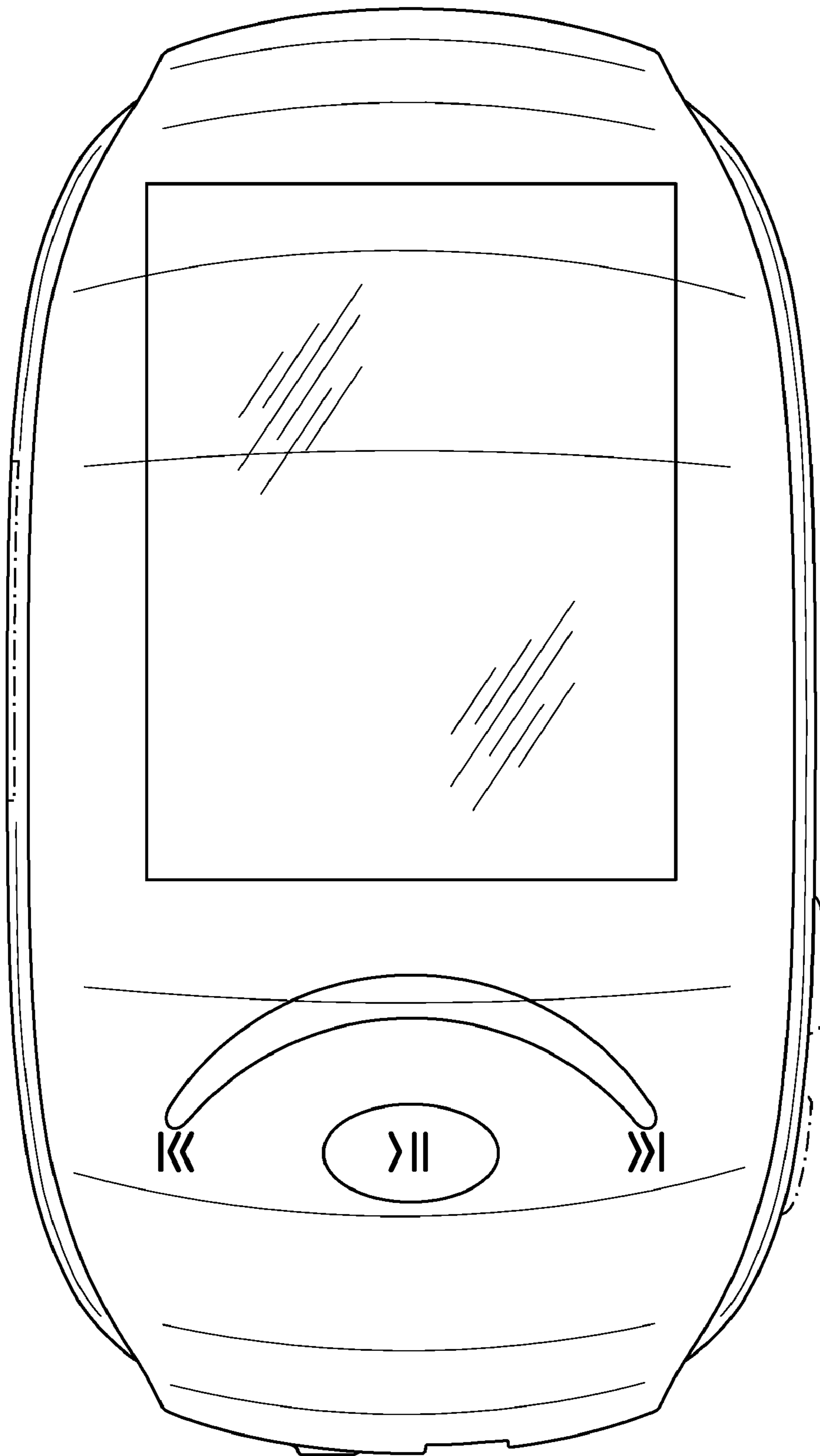


FIG. 2

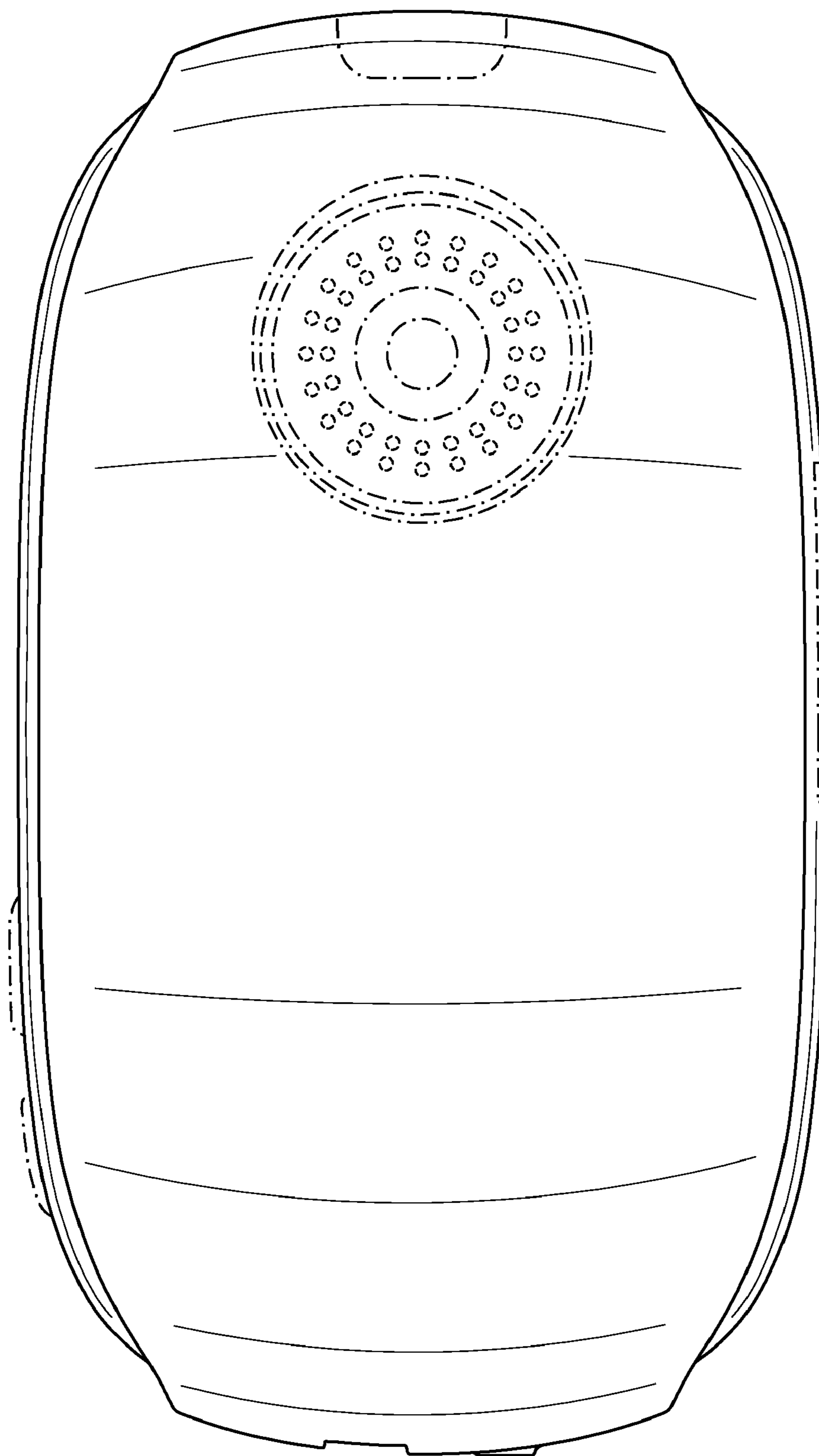


FIG. 3

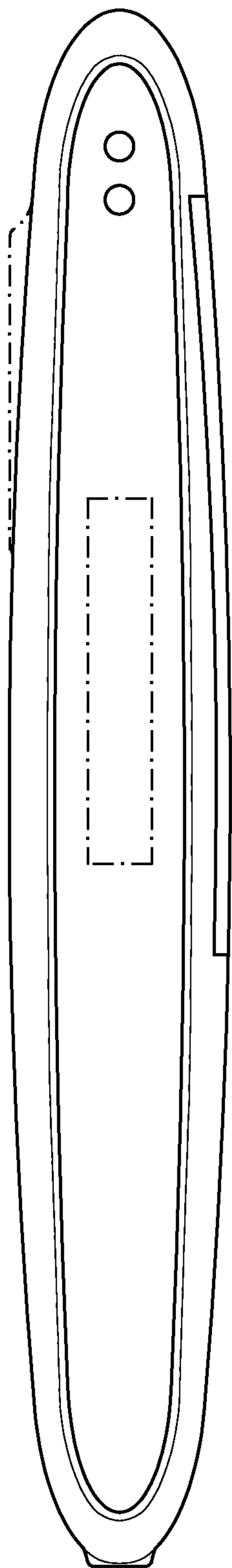


FIG. 4

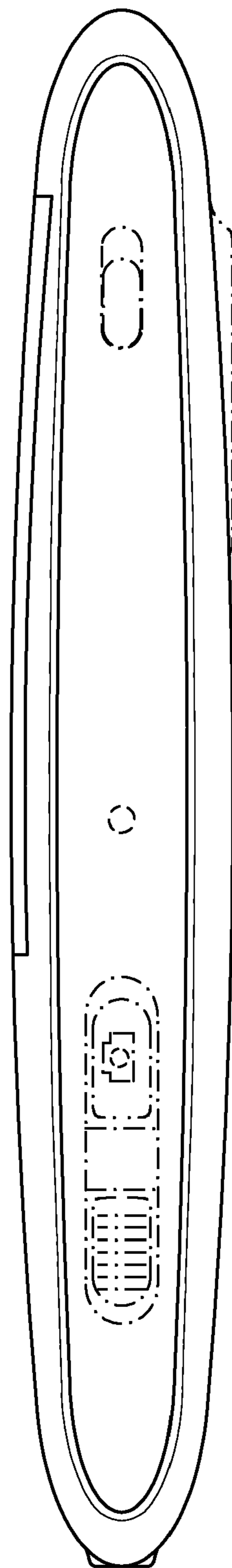


FIG. 5

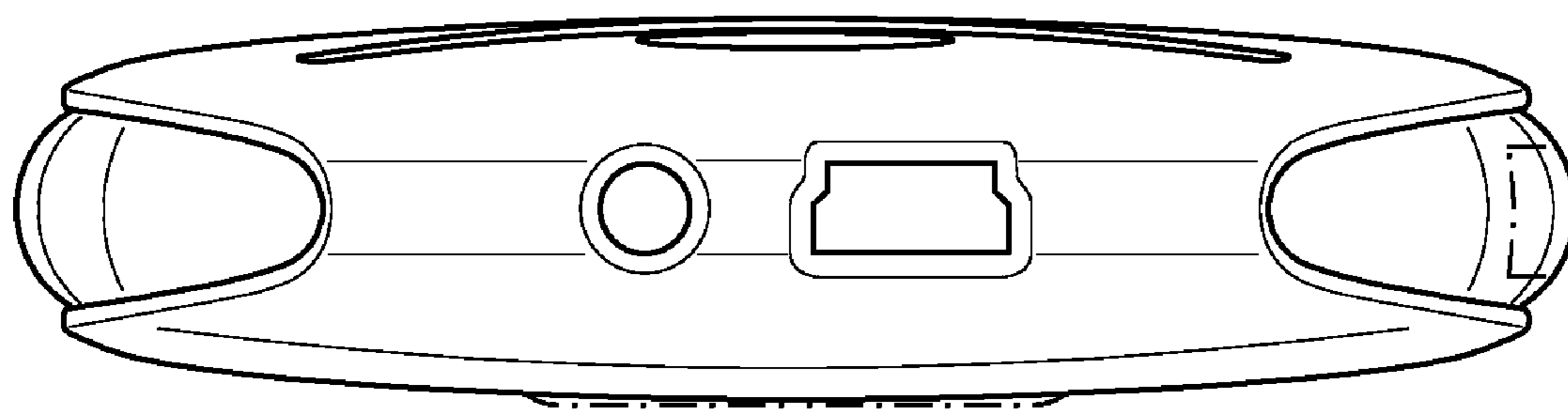


FIG. 6

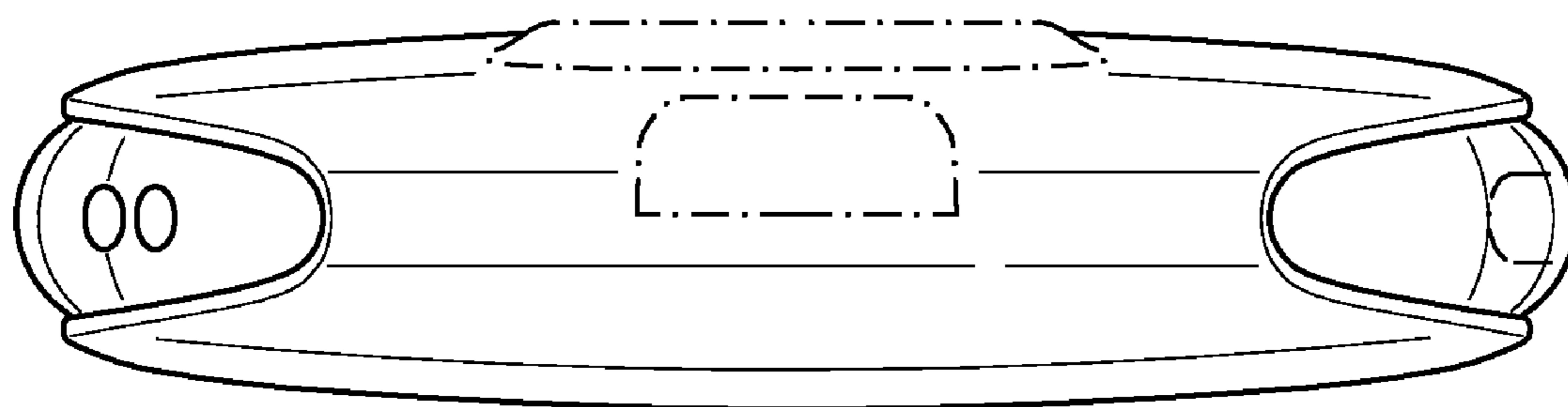


FIG. 7