



US00D579882S

(12) **United States Design Patent**
Corbin

(10) **Patent No.:** **US D579,882 S**
(45) **Date of Patent:** **** Nov. 4, 2008**

(54) **WALL PLATE FOR ELECTRONIC CABLE
HAVING WIDE SHIELDED OPENING**

(76) Inventor: **O. Bradley Corbin**, 711004 Canterbury
Ct., St. Charles, IL (US) 60175

(**) Term: **14 Years**

(21) Appl. No.: **29/277,384**

(22) Filed: **Feb. 23, 2007**

(51) **LOC (8) Cl.** **13-03**

(52) **U.S. Cl.** **D13/177; D8/353**

(58) **Field of Classification Search** D8/350–353,
D8/399; D13/156, 177, 152, 154, 158, 173,
D13/169, 171, 139.1–139.8, 146, 147, 162;
D25/60; D14/159; 292/357; 248/27.3; 174/66,
174/67, 55, 58, 535; 200/303; 220/241,
220/3.92, 3.5–3.8, 242; 439/536, 535, 892
See application file for complete search history.

(56) **References Cited**

U.S. PATENT DOCUMENTS

D126,098 S	3/1941	McIntosh	
D131,009 S	1/1942	Leslie	
D131,010 S	1/1942	Leslie	
D134,477 S	12/1942	Leslie	
2,427,349 A	9/1947	Boynton	173/330
D261,924 S	11/1981	Donohue	D23/127
4,688,747 A	8/1987	Helmsdorfer et al.	248/56
D294,798 S *	3/1988	Hoehne	D8/353
D301,333 S	5/1989	Bongard et al.	D13/13
D301,336 S	5/1989	Copeland	D13/32
D301,872 S	6/1989	Copeland	D13/32
D321,557 S	11/1991	Bezick et al.	D23/393
5,124,506 A *	6/1992	Briggs et al.	174/67
D342,235 S *	12/1993	Shotey	D13/156
D346,587 S	5/1994	Herman et al.	D13/177
D350,278 S	9/1994	Figueroa	D8/353
D370,890 S	6/1996	Tiberio, Jr.	D13/146
5,527,993 A *	6/1996	Shotey et al.	174/67
D379,797 S	6/1997	Arnett	D13/156
5,664,955 A	9/1997	Arnett	439/135
D399,495 S *	10/1998	Bachschmid	D13/177

D399,829 S *	10/1998	Reed	D13/156
D401,561 S	11/1998	Brownell et al.	D13/156
D408,018 S	4/1999	McNaughton	D13/177
D411,734 S	6/1999	Hsiang	D8/353
D430,149 S	8/2000	Afshar-Ghochani	D14/240
6,222,124 B1 *	4/2001	Pritchard et al.	174/66
D449,584 S *	10/2001	Dinh	D13/156
D450,663 S	11/2001	Smith	D13/177
D495,041 S	8/2004	Thomas	D23/325
D502,386 S	3/2005	Provenzano et al.	D8/350
D503,156 S	3/2005	Provenzano	D13/156
6,916,989 B2 *	7/2005	Broussard, Jr.	174/66
7,164,083 B1 *	1/2007	Carroll	174/67
D553,475 S *	10/2007	Gorin et al.	D8/353
D554,475 S *	11/2007	Gorin et al.	D8/353
2004/0074663 A1 *	4/2004	Broussard, Jr.	174/67

OTHER PUBLICATIONS

4 Photographs

* cited by examiner

Primary Examiner—Stella M. Reid

Assistant Examiner—Mark A Goodwin

(74) *Attorney, Agent, or Firm*—Thomas, Kayden,
Horstemeyer & Risley, LLP

(57) **CLAIM**

The ornamental design for a wall plate for electronic cable having wide shielded opening, as shown and described.

DESCRIPTION

FIG. 1 is a perspective view of a wall plate for electronic cable having wide shielded opening;

FIG. 2 is a right side view thereof;

FIG. 3 is a left side view thereof;


FIG. 4 is a top view thereof

FIG. 5 is a bottom view thereof;

FIG. 6 is a front view thereof; and,

FIG. 7 is a back view thereof.

1 Claim, 5 Drawing Sheets



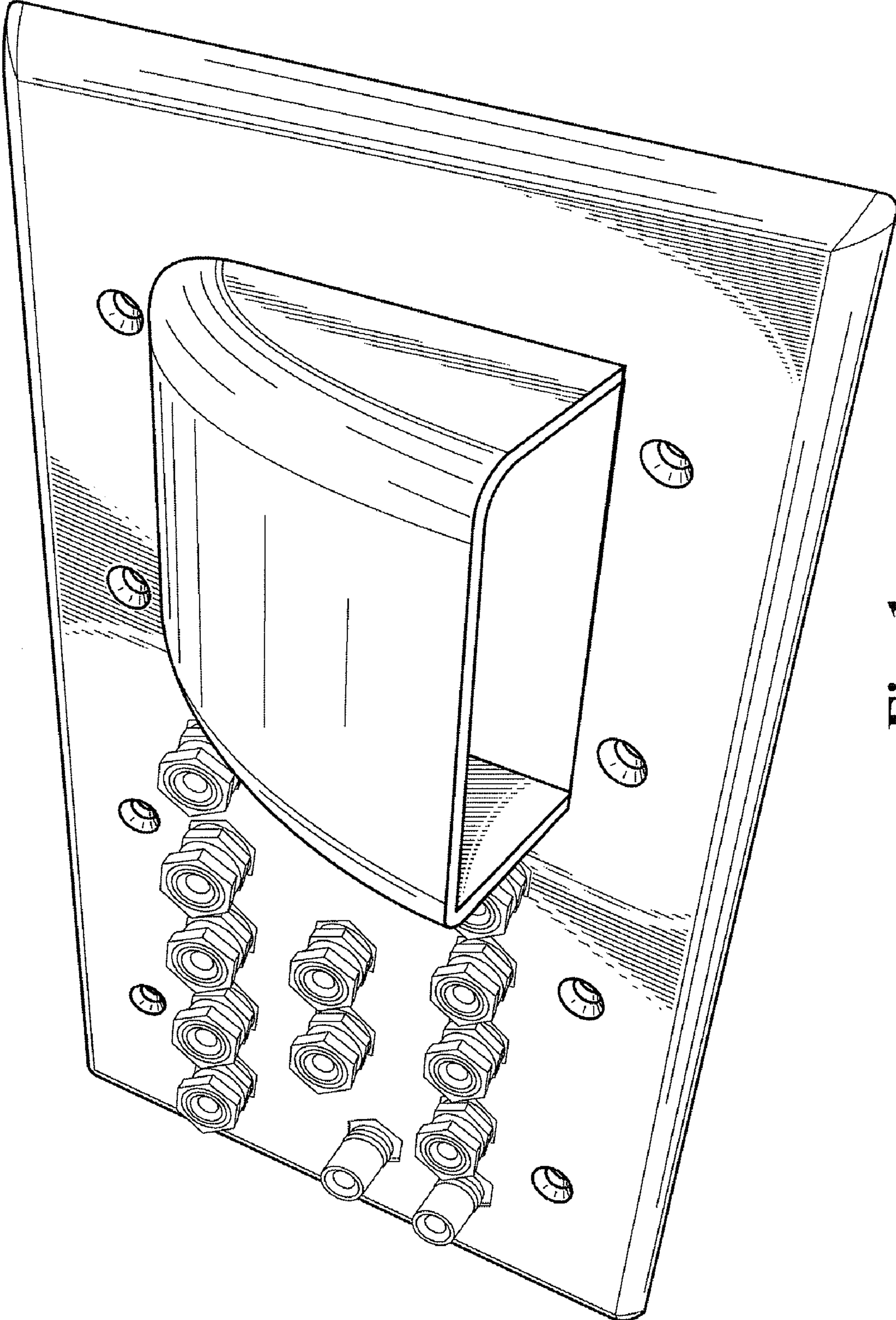


Fig. 1




Fig. 3

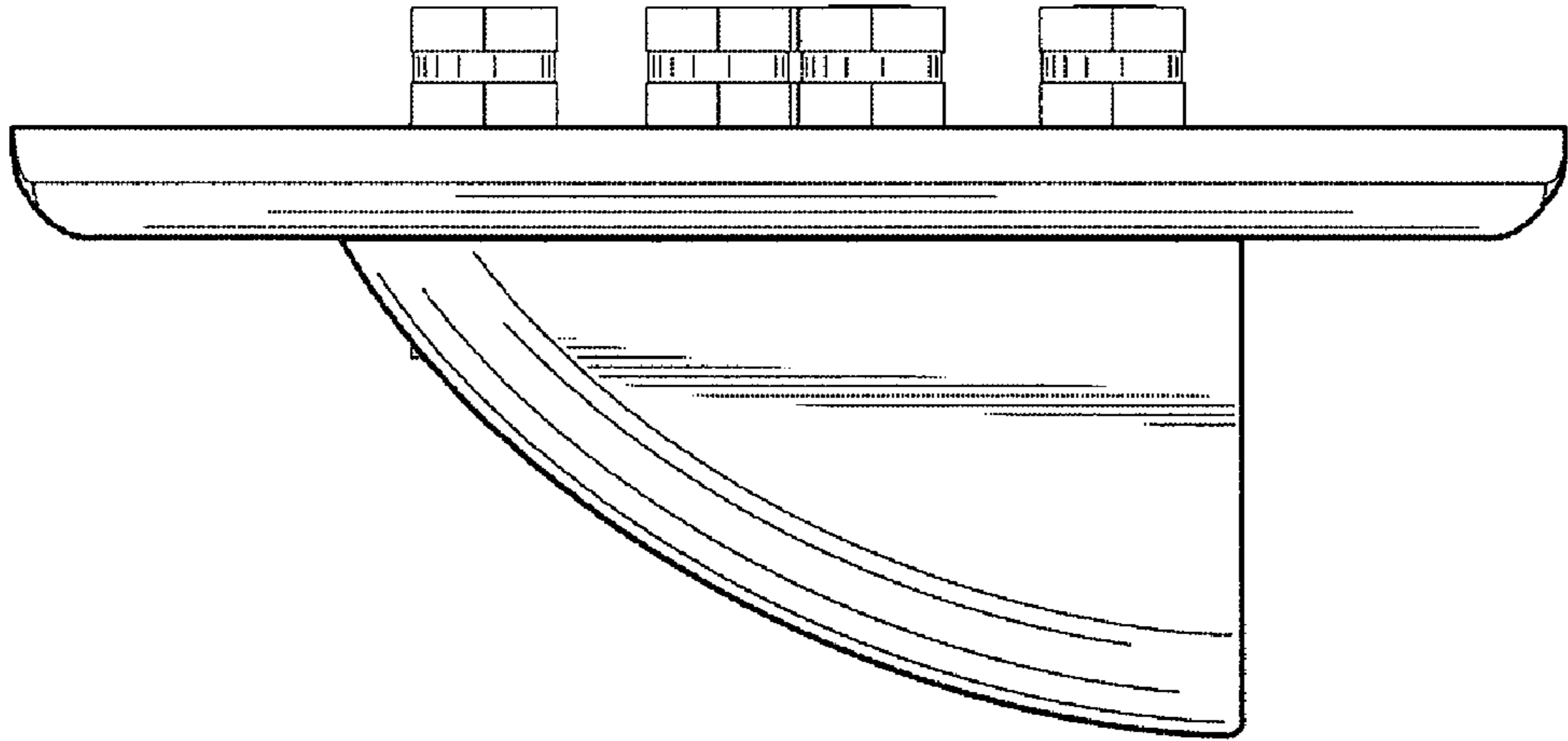


Fig. 2

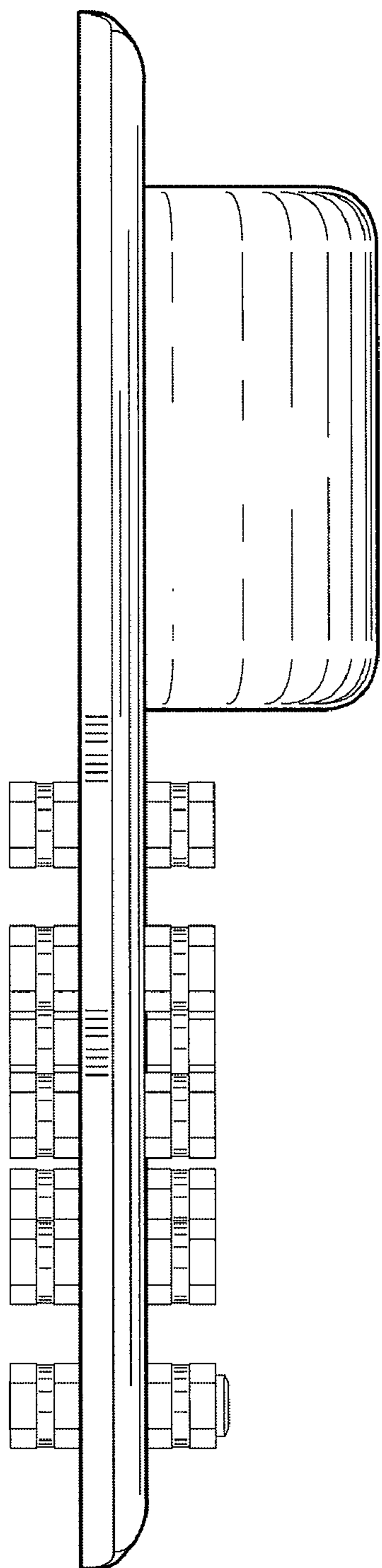


Fig. 4

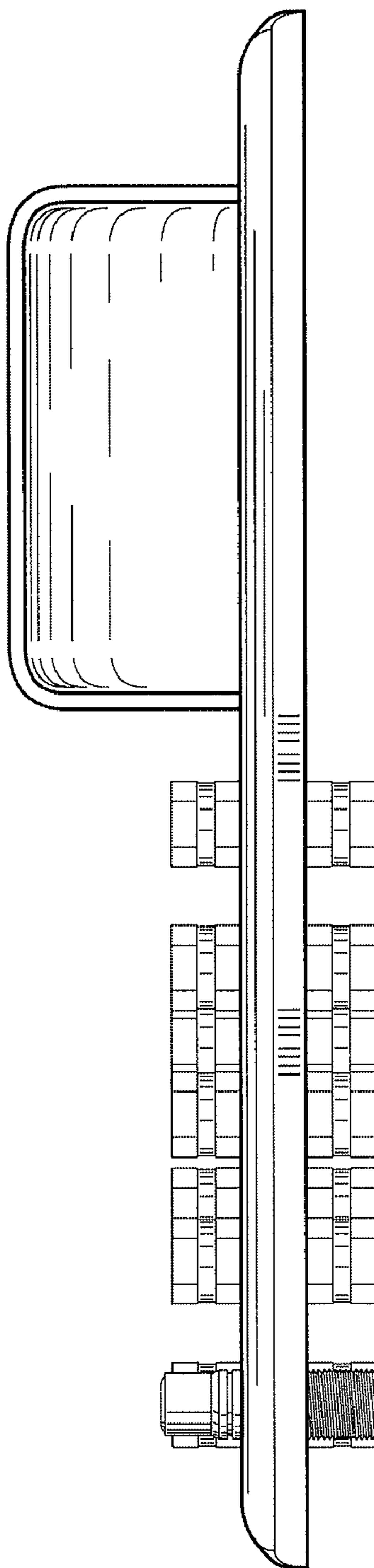


Fig. 5

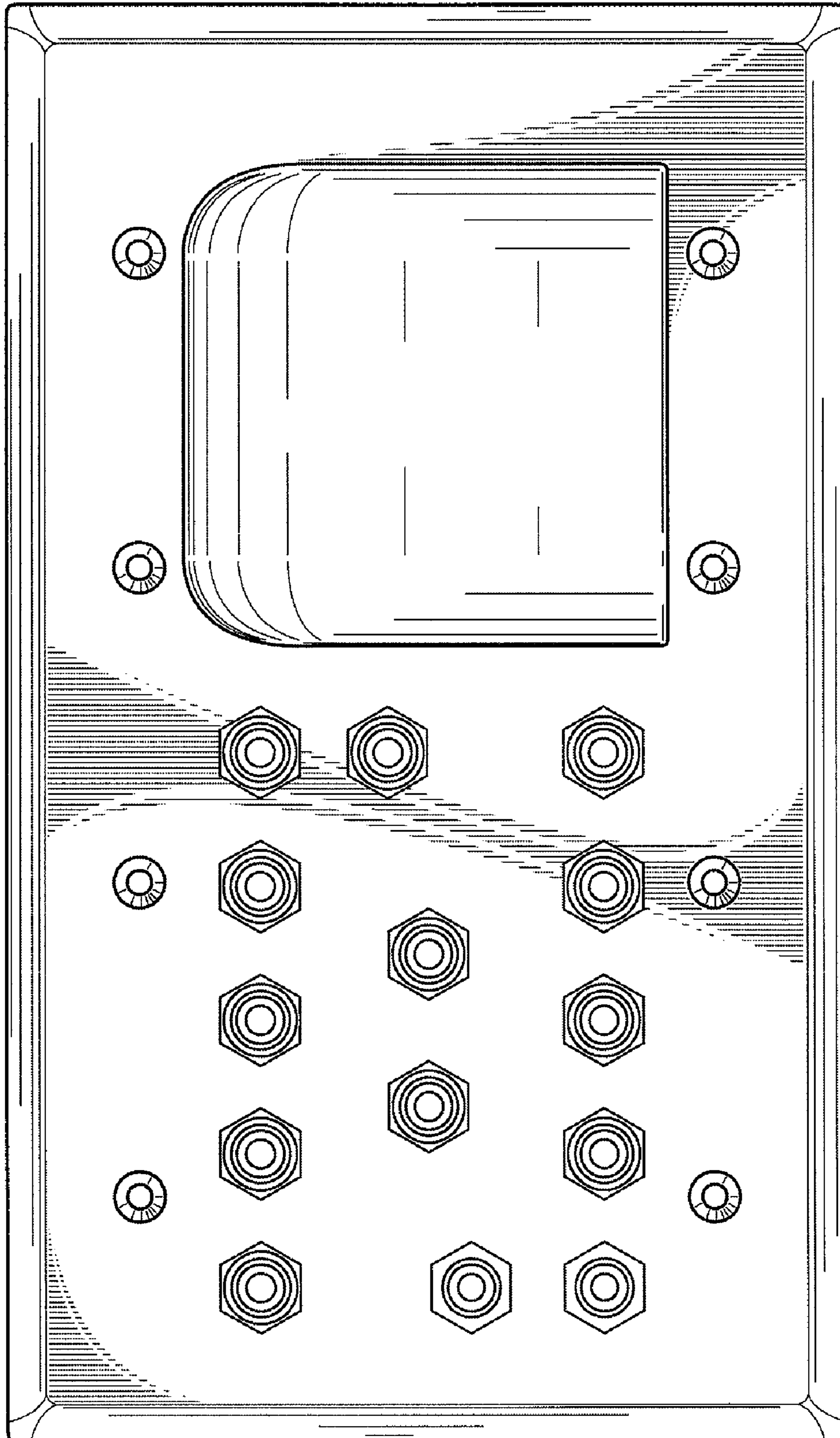


Fig. 6




Fig. 7