



US00D579866S

(12) **United States Design Patent**  
**Ohkubo**

(10) **Patent No.:** **US D579,866 S**

(45) **Date of Patent:** **\*\* Nov. 4, 2008**

(54) **TIRE FOR AUTOMOBILE**

(75) Inventor: **Nariya Ohkubo**, Osaka-fu (JP)

(73) Assignee: **The Goodyear Tire & Rubber Company**, Akron, OH (US)

(\*\*) Term: **14 Years**

(21) Appl. No.: **29/289,141**

(22) Filed: **Jul. 9, 2007**

(30) **Foreign Application Priority Data**

Jan. 17, 2007 (JP) ..... 2007-000699

(51) **LOC (8) Cl.** ..... **12-15**

(52) **U.S. Cl.** ..... **D12/586**

(58) **Field of Classification Search** ..... D12/534,  
D12/532, 551-556, 568, 581-591, 600-602,  
D12/900; 152/209.1, 209.9-209.15, 209.25,  
152/209.28

See application file for complete search history.

(56) **References Cited**

**U.S. PATENT DOCUMENTS**

D315,127 S *	3/1991	White et al.	.....	D12/586
D334,360 S	3/1993	Graas et al.	.....	D12/146
D334,364 S	3/1993	Maitre et al.	.....	D12/147
D380,427 S *	7/1997	Hubbell, Jr.	.....	D12/590
D422,246 S *	4/2000	Fierro et al.	.....	D12/586
D442,526 S *	5/2001	Lassan et al.	.....	D12/586
D445,071 S *	7/2001	Brightwell et al.	.....	D12/586
D445,371 S *	7/2001	Allison	.....	D12/586

D450,270 S *	11/2001	Baker	.....	D12/586
D470,102 S	2/2003	Shirouzu	.....	D12/585
D513,402 S	1/2006	Shirouzu	.....	D12/590
D531,111 S *	10/2006	Fukunaga	.....	D12/586

**FOREIGN PATENT DOCUMENTS**

JP 1192869 12/2003

\* cited by examiner

*Primary Examiner*—Stacia Cadmus

(74) *Attorney, Agent, or Firm*—Richard B. O’Planick

(57) **CLAIM**

The ornamental design for a tire for automobile, as shown and described.

**DESCRIPTION**

FIG. 1 is a perspective view of a tire for automobile showing my new design, it being understood that the pattern repeats uniformly throughout the circumference of the tread;

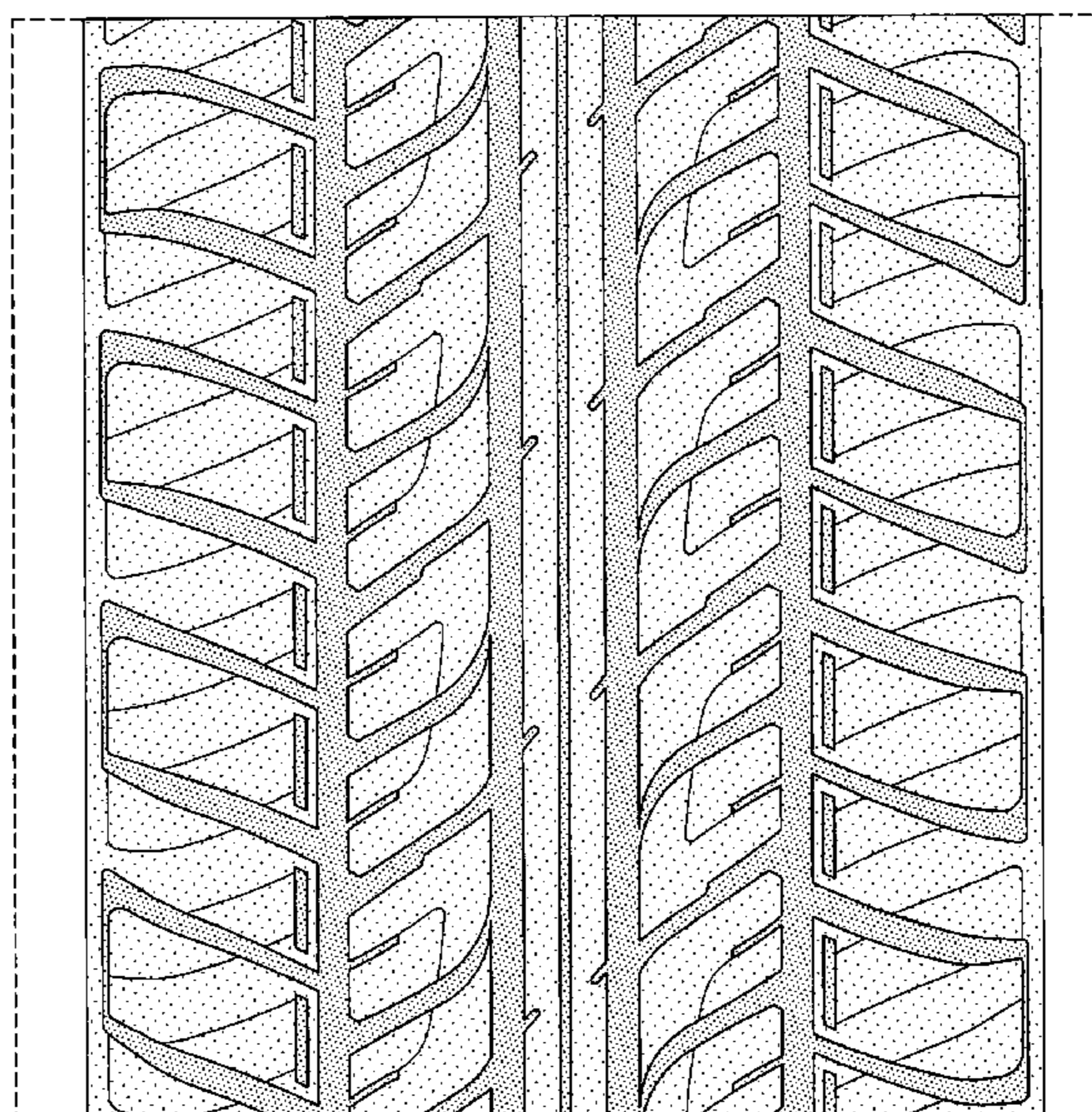
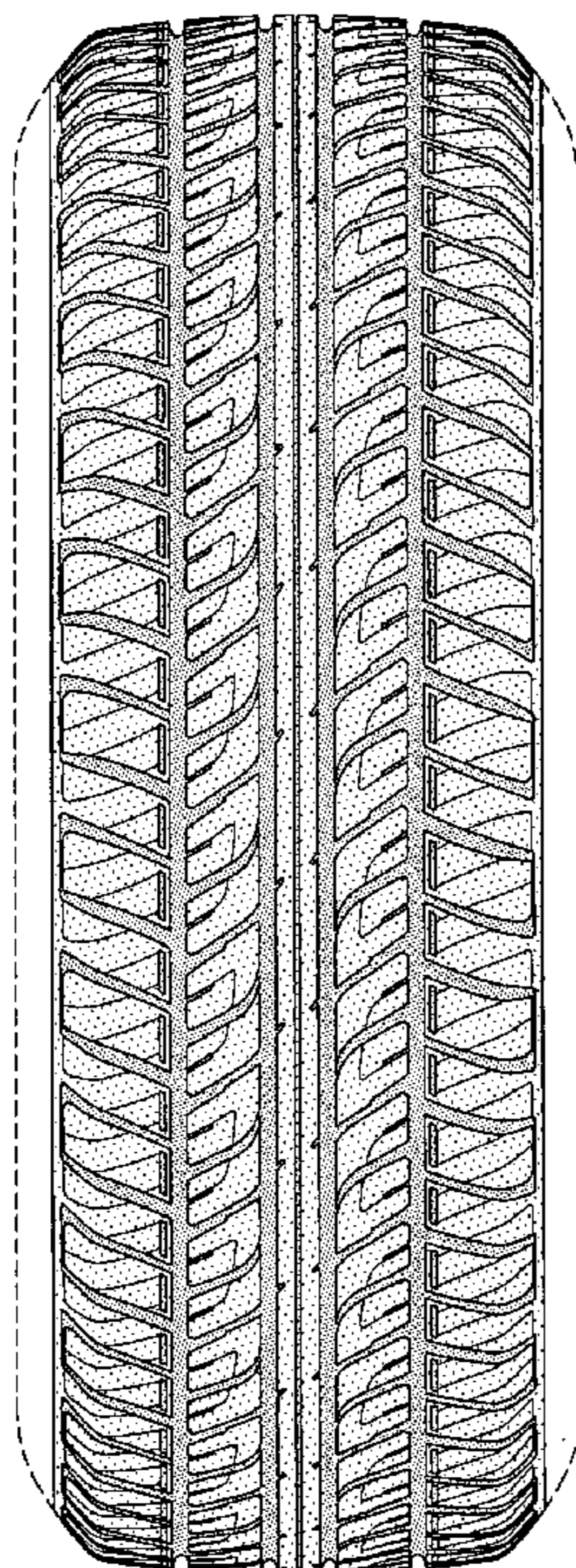
FIG. 2 is a front elevational view thereof;

FIG. 3 is a right side elevational view thereof; the opposite side elevational view being identical thereto; and,

FIG. 4 is an enlarged fragmentary front elevational view thereof.

In the drawings the broken lines defining the sidewall, inner bead and the peripheral boundary between the tire tread and the sidewall are for illustrative purposes only and form no part of the claimed design.

**1 Claim, 4 Drawing Sheets**



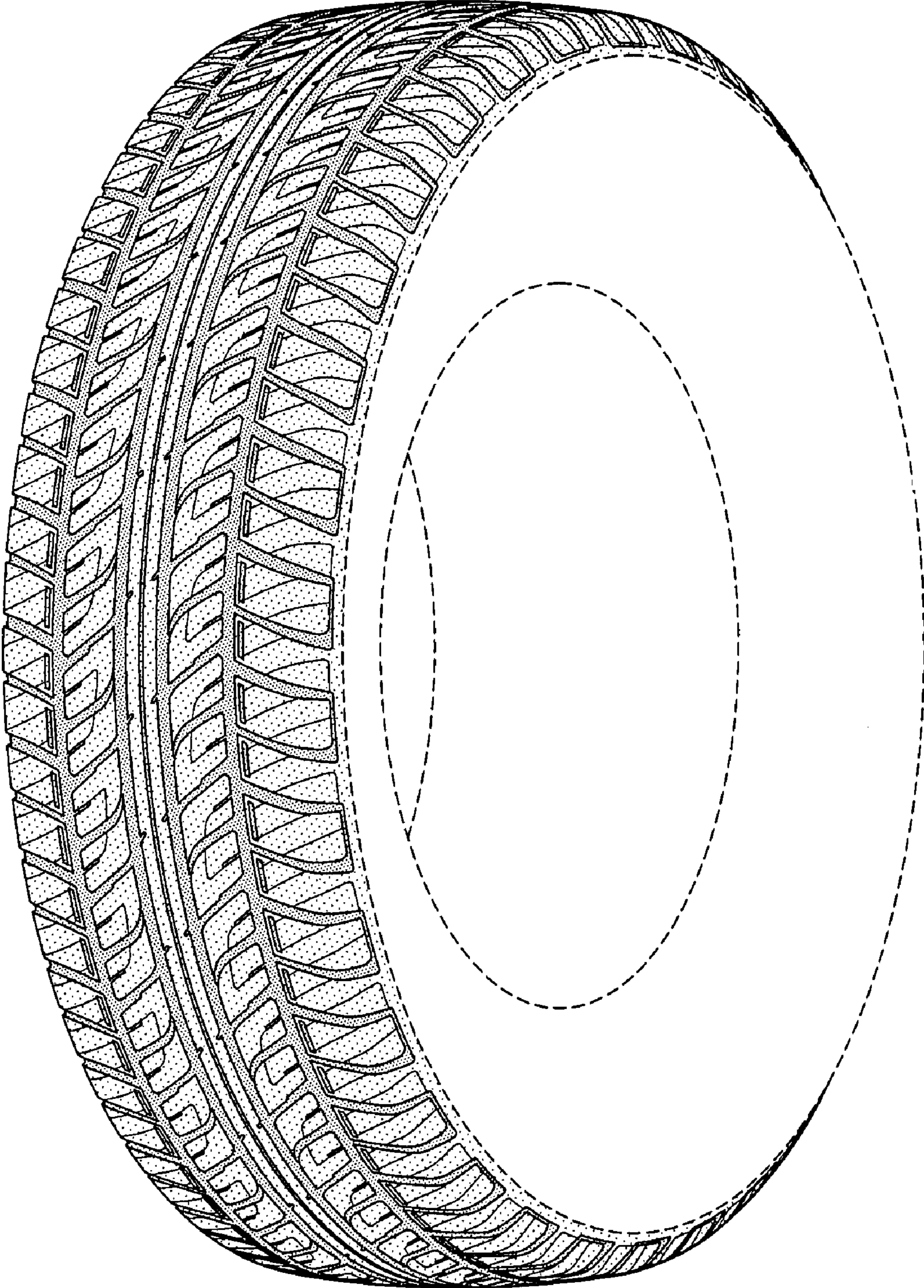


FIG-1

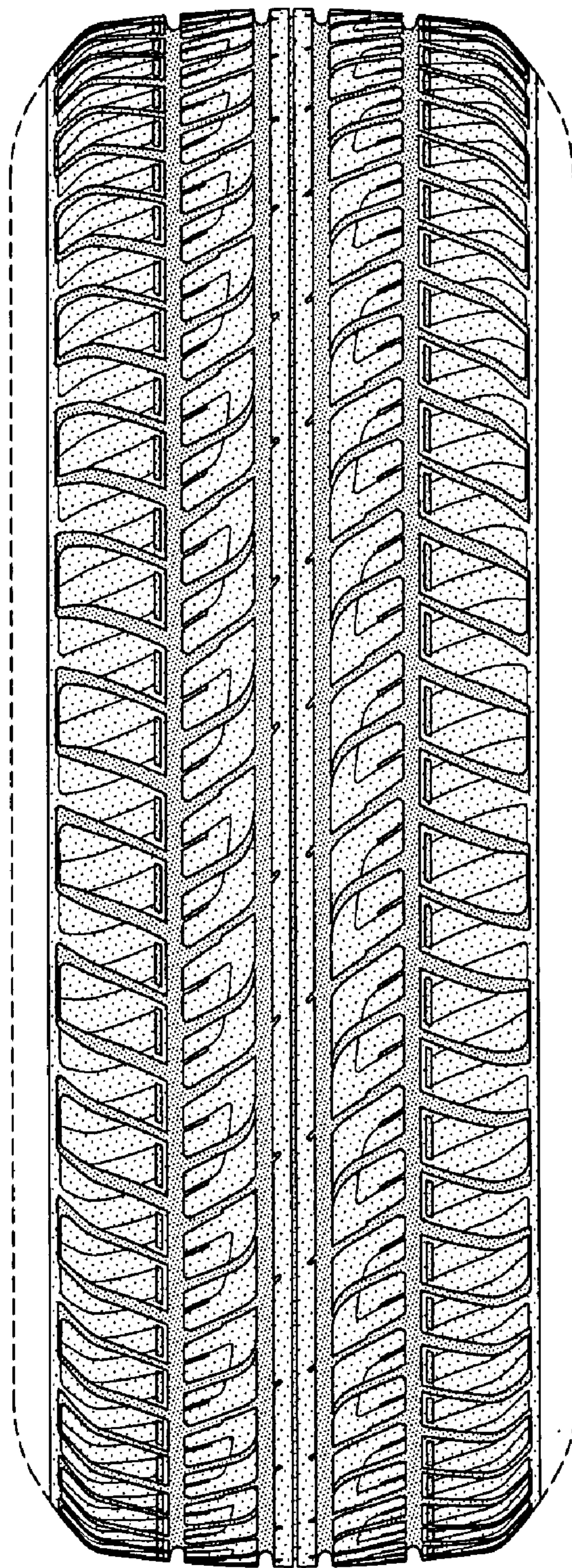


FIG-2

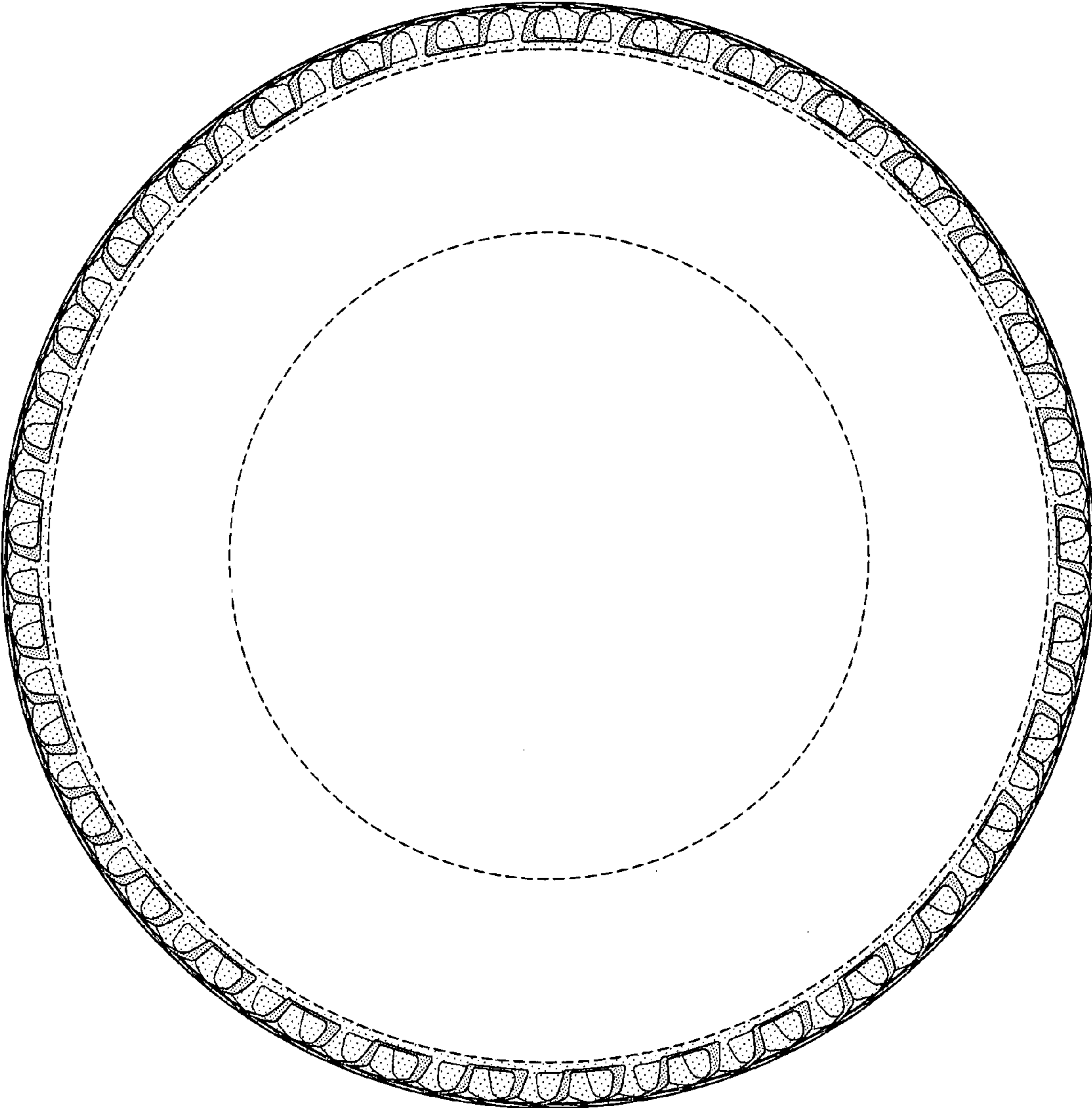


FIG-3

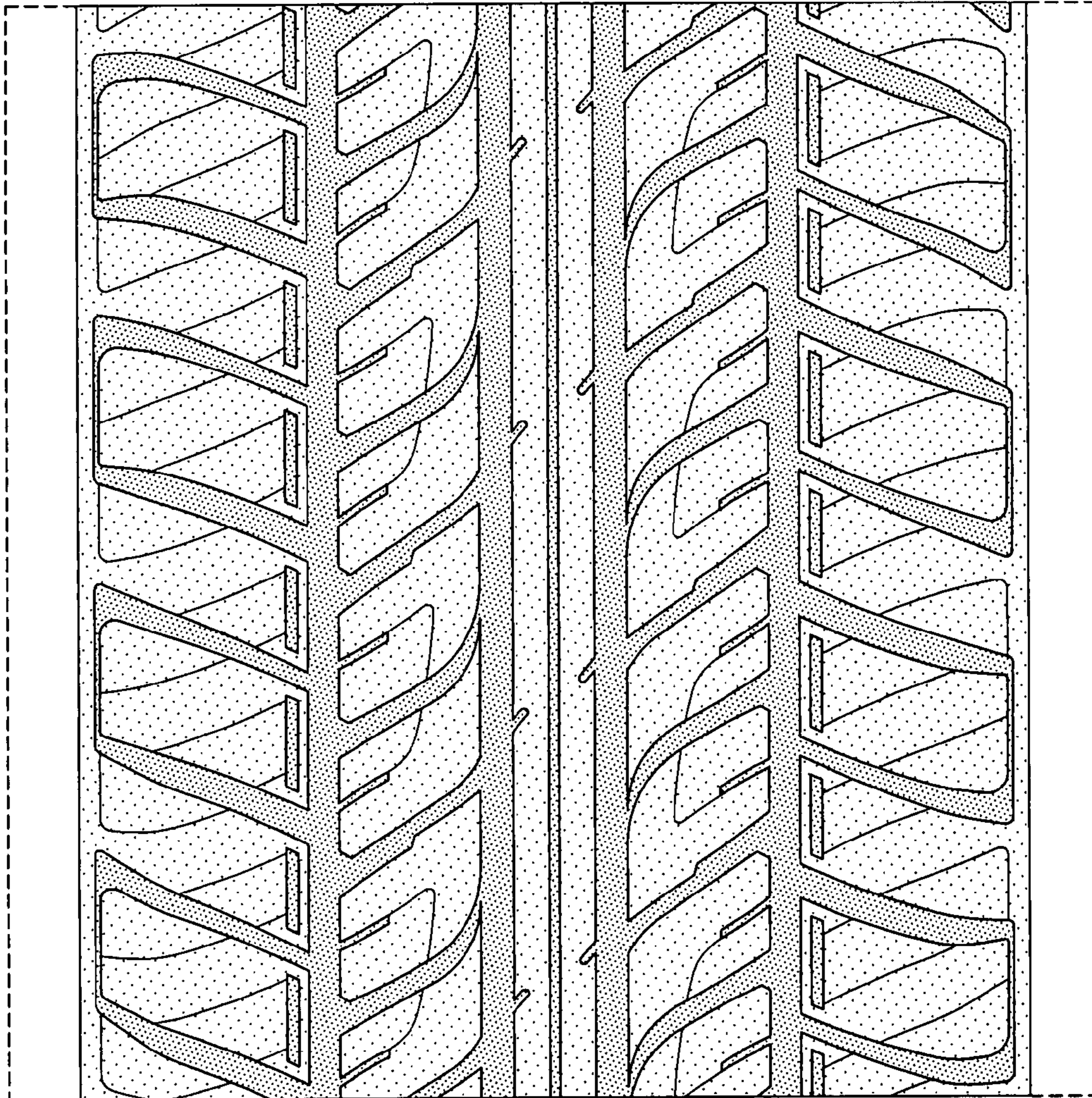


FIG-4