



US00D579858S

(12) **United States Design Patent**
Kumamoto

(10) **Patent No.:** **US D579,858 S**

(45) **Date of Patent:** **** Nov. 4, 2008**

(54) **TIRE FOR MOTORCYCLE**

(75) Inventor: **Teruka Kumamoto**, Kobe (JP)

(73) Assignee: **The Goodyear Tire & Rubber Company**, Akron, OH (US)

(**) Term: **14 Years**

(21) Appl. No.: **29/320,325**

(22) Filed: **Jun. 25, 2008**

(30) **Foreign Application Priority Data**

Jan. 29, 2008 (JP) 2007-001728

(51) **LOC (8) Cl.** **12-15**

(52) **U.S. Cl.** **D12/535**

(58) **Field of Classification Search** D12/503-532,
D12/533-537, 544, 569-572, 599; 152/209.1,
152/209.8-209.13, 209.28, 455, 209.17

See application file for complete search history.

(56) **References Cited**

U.S. PATENT DOCUMENTS

D346,351 S	4/1994	Suzuki	D12/151
D420,312 S	2/2000	Hara	D12/151
D434,353 S	11/2000	Jackson et al.	D12/136
D487,248 S	3/2004	Taniguchi	D12/535
D490,360 S	5/2004	Jackson et al.	D12/535
D499,374 S	12/2004	Jackson et al.	D12/535
D522,445 S	6/2006	Shibamoto	D12/535
D522,449 S	6/2006	Toyozawa et al.	D12/535
D522,958 S	6/2006	Matsunami et al.	D12/535
D522,959 S	6/2006	Matsunami et al.	D12/535
D522,960 S	6/2006	Matsunami et al.	D12/535
D523,390 S	6/2006	Matsunami et al.	D12/535
D524,724 S	7/2006	Itol	D12/535
D528,066 S	9/2006	Shibamoto	D12/535
D542,215 S	5/2007	Jackson et al.	D12/535

D554,048 S	*	10/2007	Matsunami et al.	D12/535
D555,074 S	*	11/2007	Zawistowski et al.	D12/535
D566,039 S	*	4/2008	Itoi	D12/535
D571,710 S	*	6/2008	Shibamoto et al.	D12/535

* cited by examiner

Primary Examiner—Stacia Cadmus

(74) *Attorney, Agent, or Firm*—Richard B. O’Planick

(57) **CLAIM**

The ornamental design for a tire for motorcycle, as shown and described.

DESCRIPTION

FIG. 1 is a perspective view of a tire for motorcycle showing our new design, it being understood that the pattern repeats uniformly throughout the circumference of the tread;

FIG. 2 is a front elevational view thereof;

FIG. 3 is a right side elevational view thereof; the other side being a mirror image thereof;

FIG. 4 is an enlarged fragmentary front elevational view thereof;

FIG. 5 is a perspective view of a second embodiment of a tire for motorcycle showing my new design, it being understood that the pattern repeats uniformly throughout the circumference of the tread and that the opposite side perspective view is a mirror image thereof; and,

FIG. 6 is a front elevational view of a second embodiment, it being understood that an enlarged fragmentary view thereof would be substantially identical to that shown in FIG. 4, with the exception of the inclusion of the sidewall in solid lines.

In the drawings the broken lines defining the sidewall, inner bead and the peripheral boundary between the tire tread and the sidewall in FIGS. 1 through 4 are for illustrative purposes only and form no part of the claimed design.

1 Claim, 6 Drawing Sheets






FIG-1




FIG-2




FIG-3




FIG-4



FIG-5




FIG-6