



US00D579830S

(12) **United States Design Patent**
Ishii

(10) **Patent No.:** **US D579,830 S**
(45) **Date of Patent:** **** Nov. 4, 2008**

(54) **FRONT BUMPER FOR AN AUTOMOBILE**

JP HC18046413 10/2006
JP 000005326 12/2006

(75) Inventor: **Noriyuki Ishii**, Saitama (JP)

(73) Assignee: **Honda Motor Co., Ltd**, Tokyo (JP)

(**) Term: **14 Years**

(21) Appl. No.: **29/281,205**

(22) Filed: **Jun. 18, 2007**

(30) **Foreign Application Priority Data**

Dec. 20, 2006 (JP) 2006-034915

(51) **LOC (8) Cl.** **12-16**

(52) **U.S. Cl.** **D12/169**

(58) **Field of Classification Search** D12/90-92,
D12/86, 169, 196, 163; 296/193.1, 181.1;
293/102, 113, 115, 117, 120
See application file for complete search history.

(56) **References Cited**

U.S. PATENT DOCUMENTS

D483,706 S *	12/2003	Kato	D12/169
D525,921 S *	8/2006	Fujiwara et al.	D12/169
D533,819 S *	12/2006	Hogios	D12/169
D534,105 S *	12/2006	Schiavone et al.	D12/169
D535,594 S *	1/2007	Schiavone et al.	D12/169
D537,020 S *	2/2007	Nakamura et al.	D12/169
D543,912 S *	6/2007	Kato et al.	D12/169
D557,185 S *	12/2007	Janik	D12/169
D560,573 S *	1/2008	Aris et al.	D12/169

FOREIGN PATENT DOCUMENTS

JP HH16551552 10/2004

OTHER PUBLICATIONS

Japanese Office Action dated Nov. 9, 2007, Application No. 2006-034914.

Japanese Office Action dated Nov. 9, 2007, Application No. 2006-034915.

Japanese Office Action dated Nov. 9, 2007, Application No. 2006-034919.

* cited by examiner

Primary Examiner—Melody N Brown

(74) *Attorney, Agent, or Firm*—Westerman, Hattori, Daniels & Adrian, LLP.

(57) **CLAIM**

The ornamental design for, a front bumper for an automobile, as shown and described.

DESCRIPTION

FIG. 1 is a perspective view of a front bumper for an automobile, showing our new design;

FIG. 2 is a front elevation view thereof;

FIG. 3 is a top plan view thereof

FIG. 4 is a right side elevation view thereof; and,

FIG. 5 is a left side elevation view thereof.

The broken lines are for illustrative purposes only and form no part of the claimed design.

1 Claim, 5 Drawing Sheets

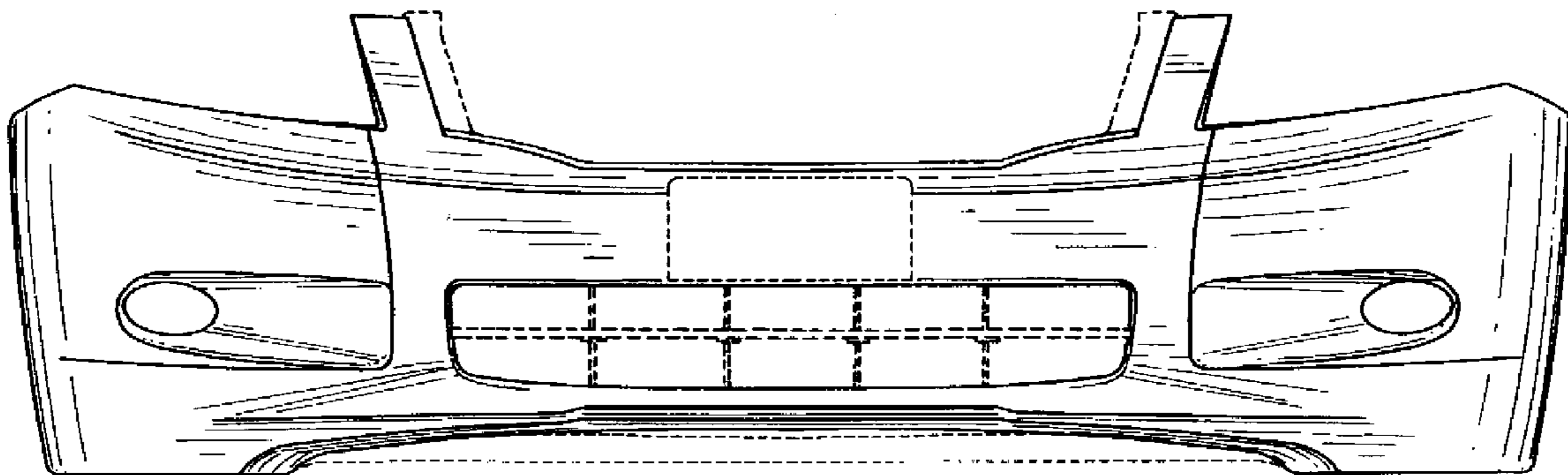


FIG. 1

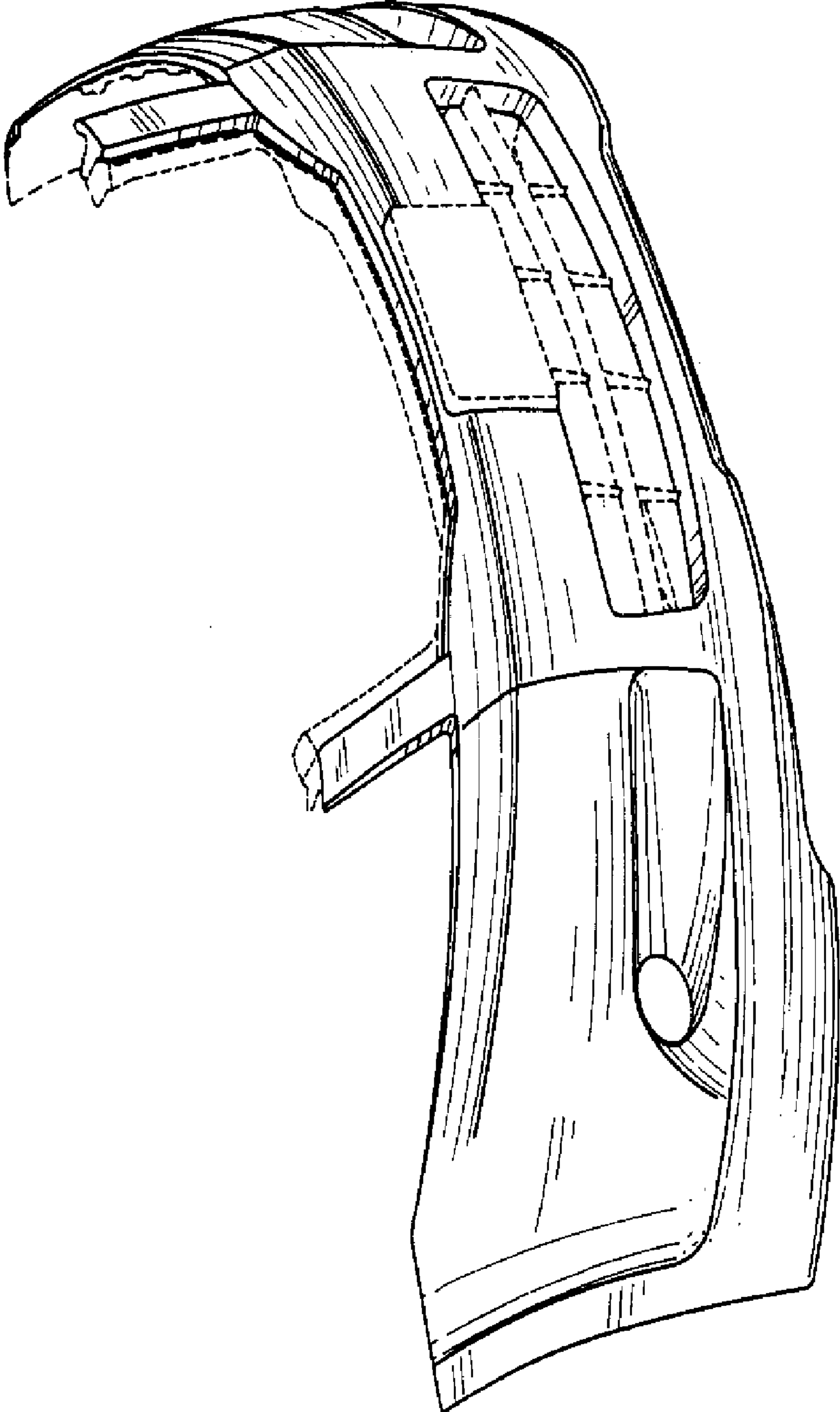


FIG.2

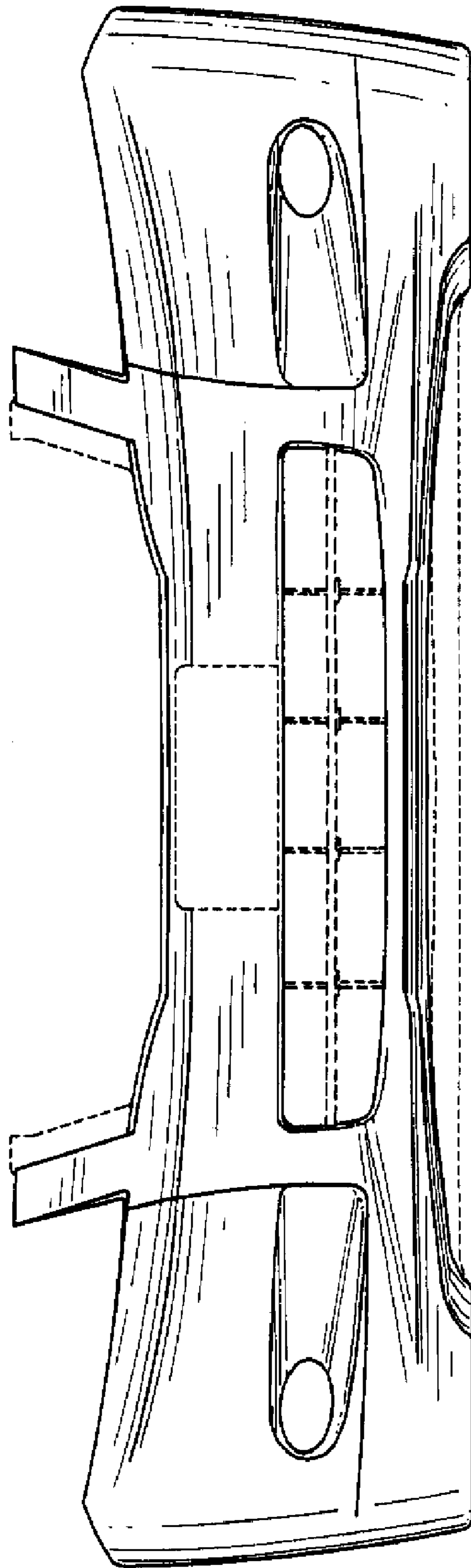


FIG. 3

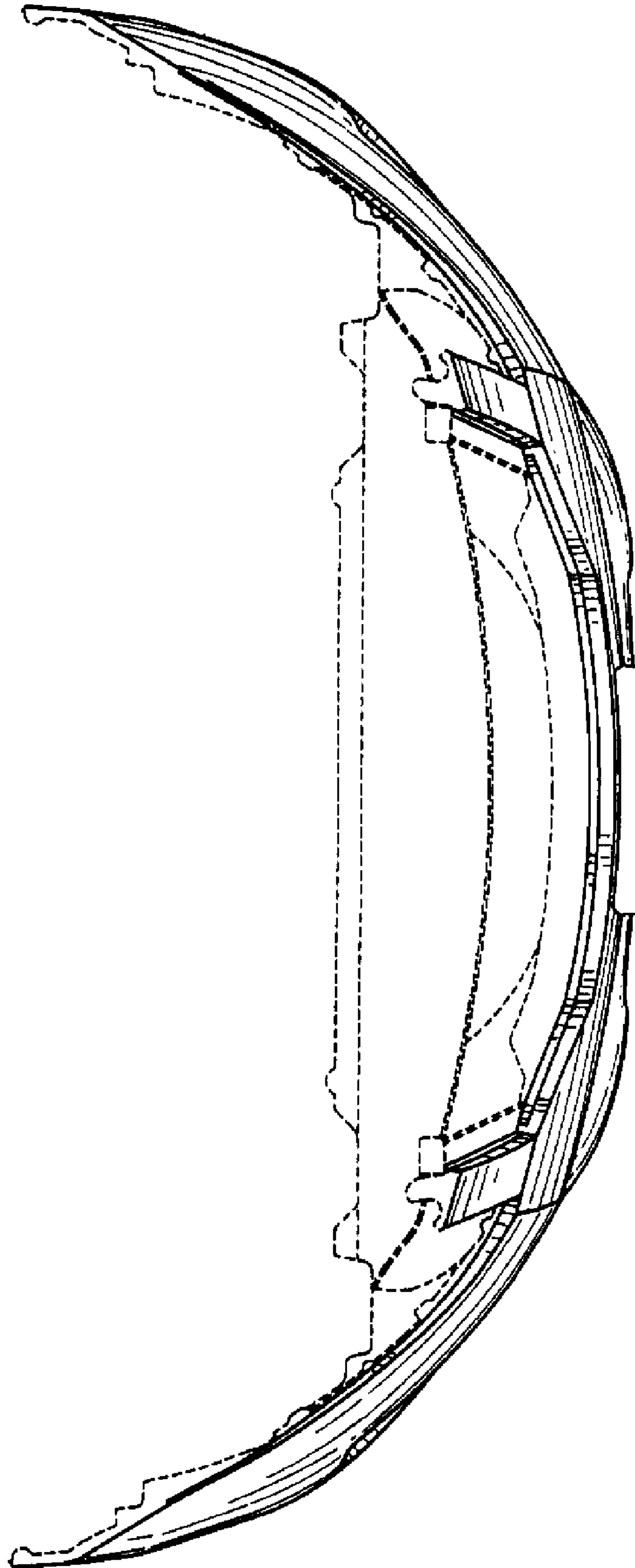


FIG. 4

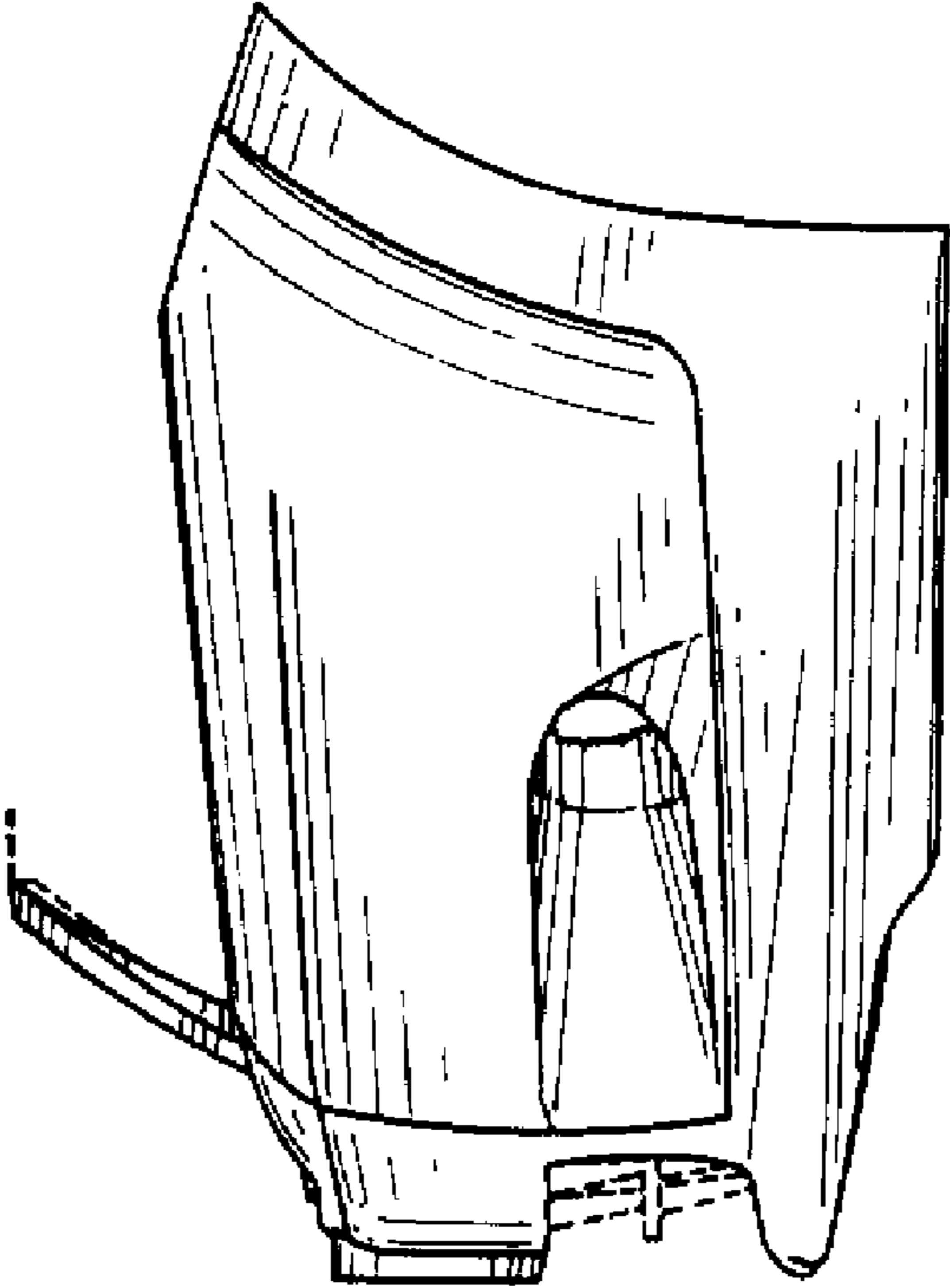


FIG. 5

