



US00D579819S

(12) **United States Design Patent**  
**Brown**

(10) **Patent No.:** **US D579,819 S**

(45) **Date of Patent:** **\*\* Nov. 4, 2008**

(54) **BELT BUCKLE**

(75) Inventor: **Victoria Brown**, New York, NY (US)

(73) Assignee: **Retail Royalty Company**, Las Vegas, NV (US)

(\*\*) Term: **14 Years**

(21) Appl. No.: **29/304,007**

(22) Filed: **Feb. 22, 2008**

(51) **LOC (8) Cl.** ..... **02-07**

(52) **U.S. Cl.** ..... **D11/231**

(58) **Field of Classification Search** ..... D11/200-238;  
D2/625-633; 2/322; 24/163 R, 176-178,  
24/164, 166, 307, 616

See application file for complete search history.

(56) **References Cited**

**U.S. PATENT DOCUMENTS**

|               |         |               |               |
|---------------|---------|---------------|---------------|
| 1,664,513 A   | 4/1928  | Jones         |               |
| D134,306 S *  | 11/1942 | Lipari        | ..... D11/231 |
| 2,528,078 A   | 10/1950 | Quilter       |               |
| 2,542,044 A   | 2/1951  | Miller        |               |
| 2,754,560 A   | 7/1956  | Warner et al. |               |
| 2,783,516 A * | 3/1957  | Stein         | ..... 24/176  |
| 3,175,233 A   | 3/1965  | Caravella     |               |
| D246,552 S    | 12/1977 | Baughman      |               |

|              |         |                |               |
|--------------|---------|----------------|---------------|
| 4,069,554 A  | 1/1978  | Minolla et al. |               |
| 4,528,700 A  | 7/1985  | Johnston       |               |
| D348,420 S   | 7/1994  | Edsall         |               |
| 6,185,772 B1 | 2/2001  | Bates          |               |
| D474,713 S   | 5/2003  | Eddy           |               |
| D556,634 S * | 12/2007 | Koroluk        | ..... D11/231 |

\* cited by examiner

*Primary Examiner*—Catherine R Oliver

(74) *Attorney, Agent, or Firm*—Wood, Herron & Evans, L.L.P.

(57) **CLAIM**

The ornamental design for a belt buckle, as shown and described.

**DESCRIPTION**

FIG. 1 is a front elevational view of my new design of a belt buckle

FIG. 2 is a rear elevational view thereof.

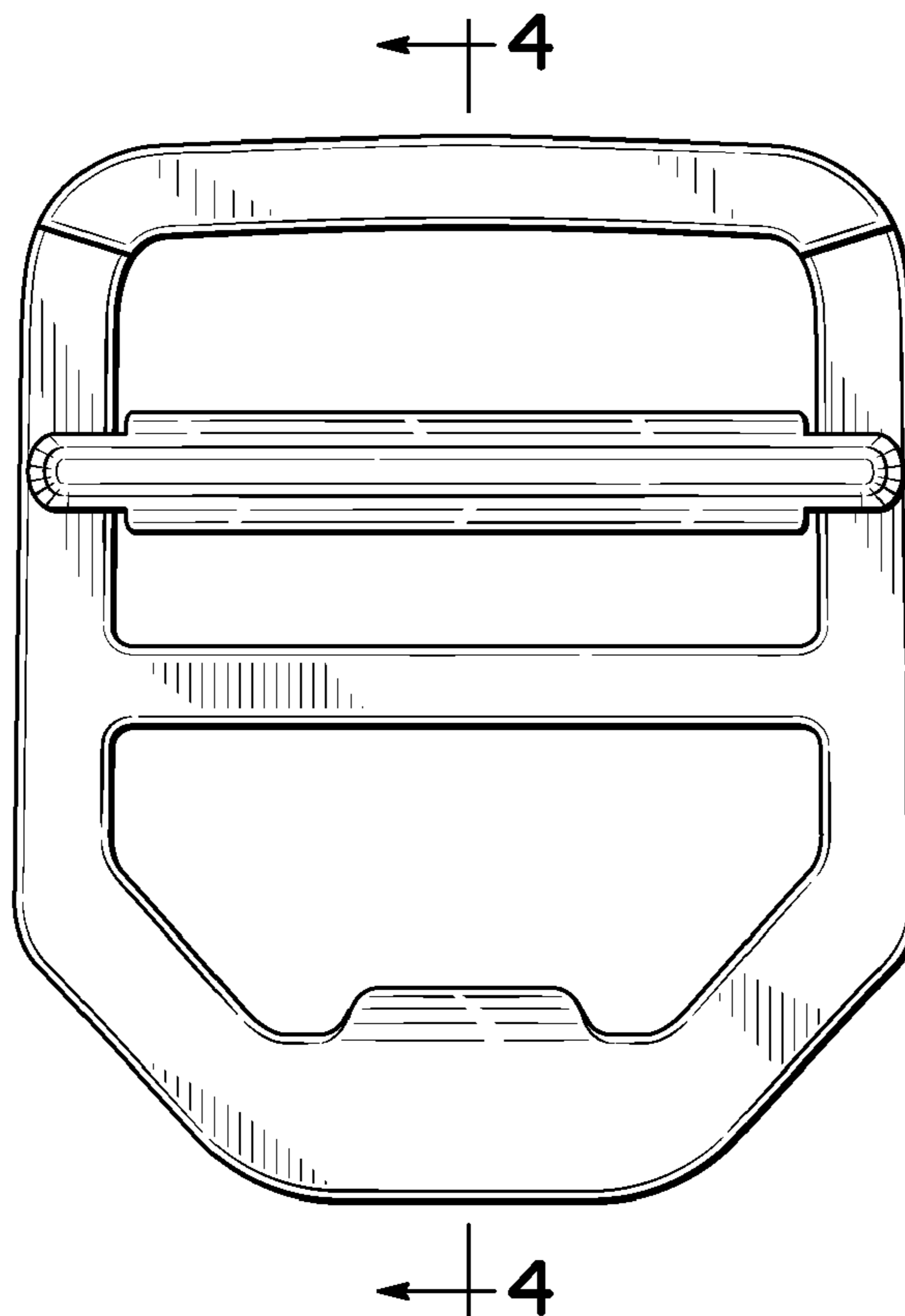
FIG. 3 is a right side elevational view thereof, the left side elevational view being a mirror image thereof.

FIG. 4 is a cross-sectional view taken along line 4—4 of FIG. 1 thereof.

FIG. 5 is a top plan view thereof; and,

FIG. 6 is a bottom plan view thereof.

**1 Claim, 1 Drawing Sheet**



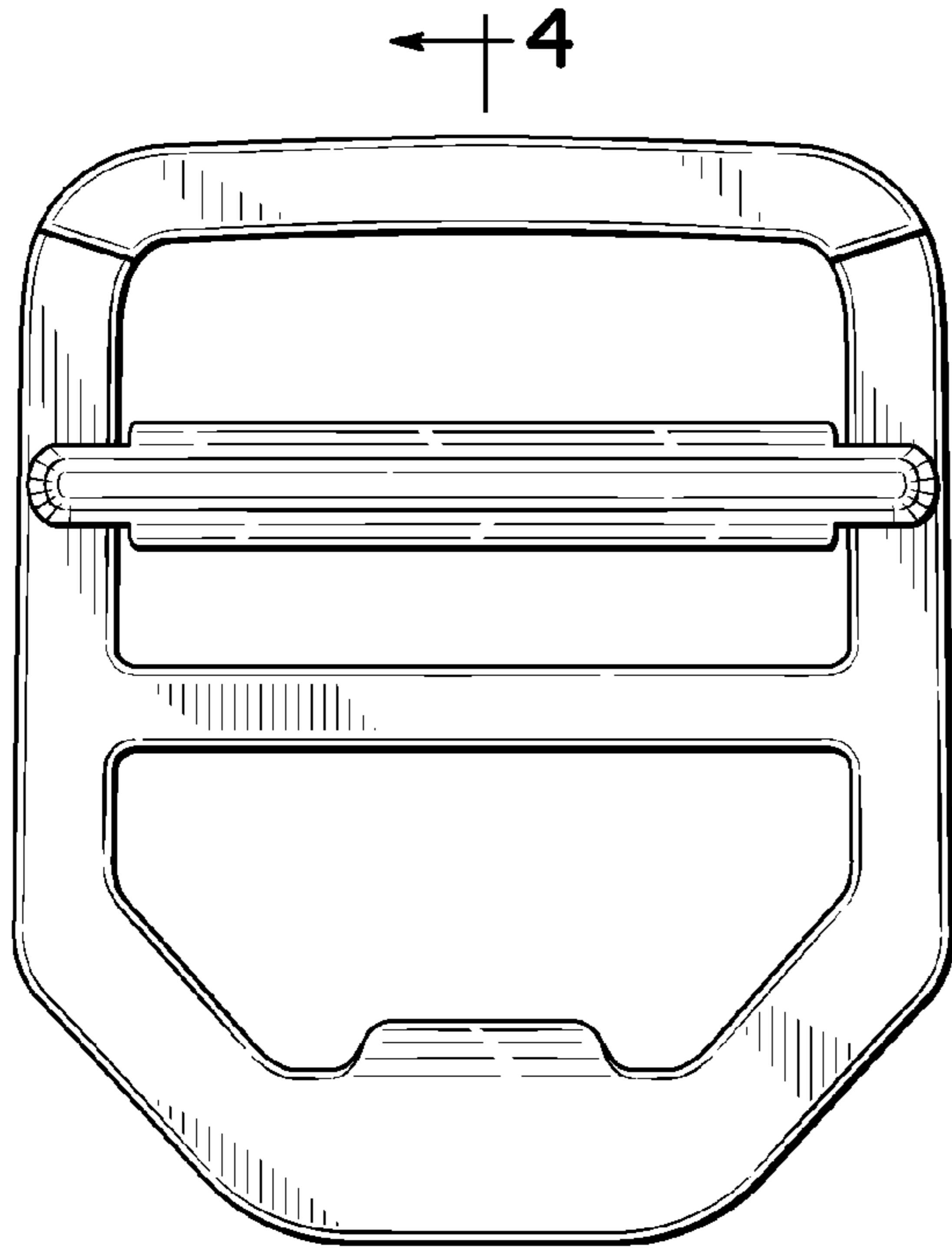


FIG. 1

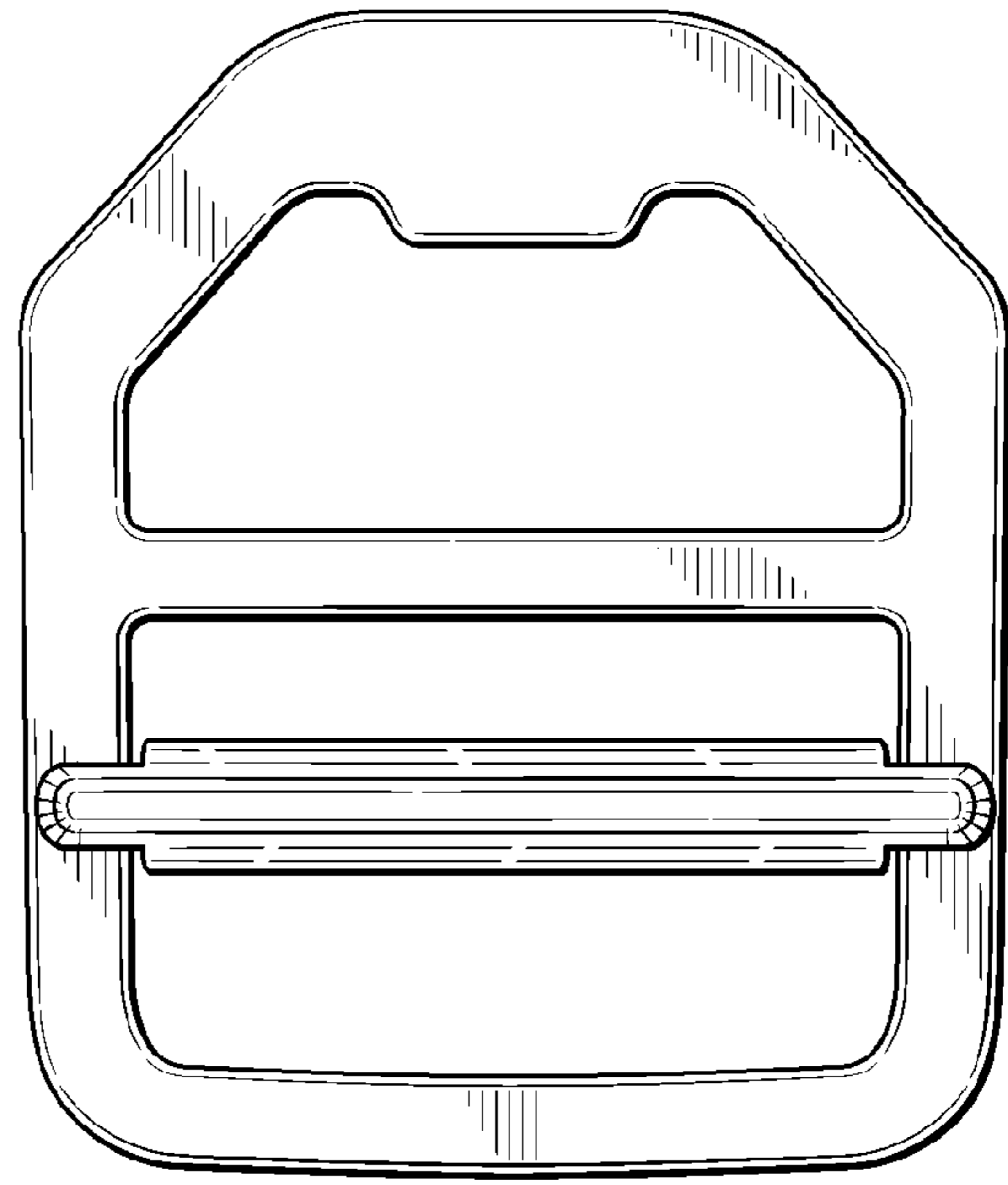


FIG. 2

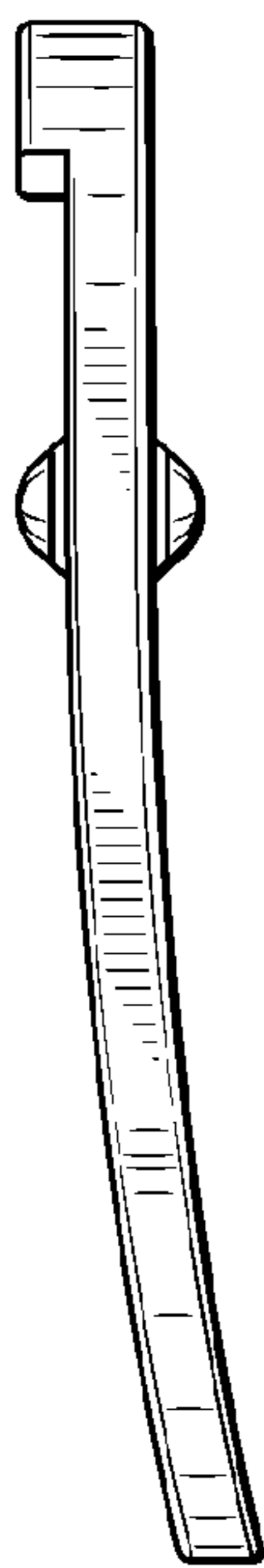


FIG. 3

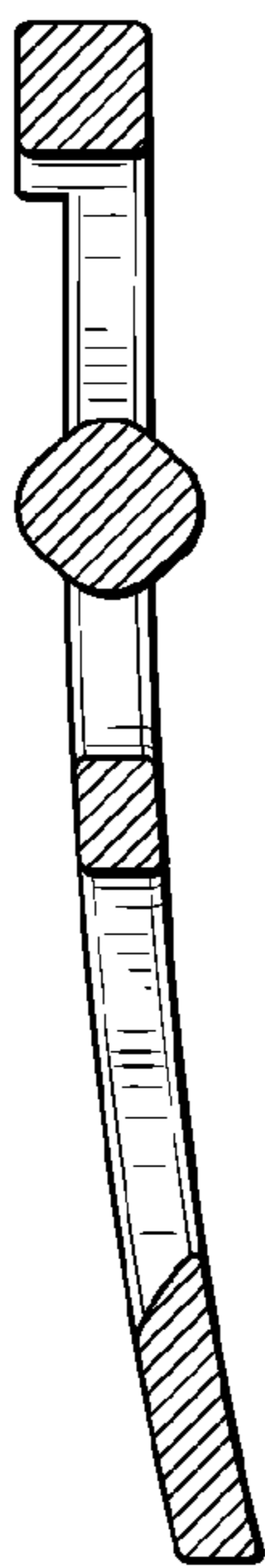


FIG. 4




FIG. 5

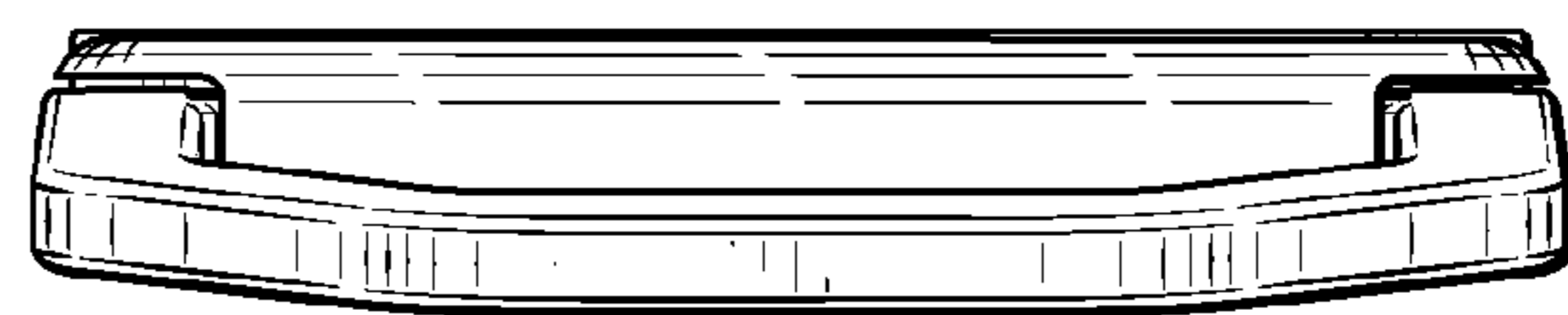


FIG. 6