



US00D579814S

(12) **United States Design Patent**
Mouquet

(10) **Patent No.:** **US D579,814 S**

(45) **Date of Patent:** **** Nov. 4, 2008**

(54) **BELT**

(75) Inventor: **Philippe Mouquet**, Paris (FR)

(73) Assignee: **Hermes Sellier**, Paris (FR)

(**) Term: **14 Years**

(21) Appl. No.: **29/278,911**

(22) Filed: **Apr. 13, 2007**

(51) **LOC (8) Cl.** **11-01**

(52) **U.S. Cl.** **D11/79**

(58) **Field of Classification Search** D11/1-15;
63/3, 3.1, 3.2, 10, 11, 15; D10/30-39, 122-132;
368/276-278, 281-283, 285, 228, 232, 223,
368/28; 224/164

See application file for complete search history.

(56) **References Cited**

U.S. PATENT DOCUMENTS

D154,531 S *	7/1949	Caskey	D11/8
D312,981 S *	12/1990	Palmer	D11/8
D313,571 S *	1/1991	Brom	D11/86
D334,906 S *	4/1993	Sprick	D11/6
D345,533 S *	3/1994	Sprick	D11/202

D378,903 S *	4/1997	Feliciano	D11/44
6,442,972 B1 *	9/2002	Watson	63/38
D509,756 S *	9/2005	Ikeuchi	D10/32
7,055,343 B2 *	6/2006	Crova	63/3
2004/0007017 A1 *	1/2004	Flaherty	63/3.1

* cited by examiner

Primary Examiner—Louis S Zarfaz

Assistant Examiner—Michael A Pratt

(74) *Attorney, Agent, or Firm*—Foley & Lardner LLP

(57) **CLAIM**

The ornamental design for belt, as shown and described.

DESCRIPTION

FIG. 1 is a front elevation view of a belt showing my new design;

FIG. 2 is a rear elevation view thereof;

FIG. 3 is a right side elevation view thereof;

FIG. 4 is a left side elevation view thereof;

FIG. 5 is a bottom plan view thereof; and,

FIG. 6 is a top plan view thereof.

1 Claim, 4 Drawing Sheets




FIG. 1

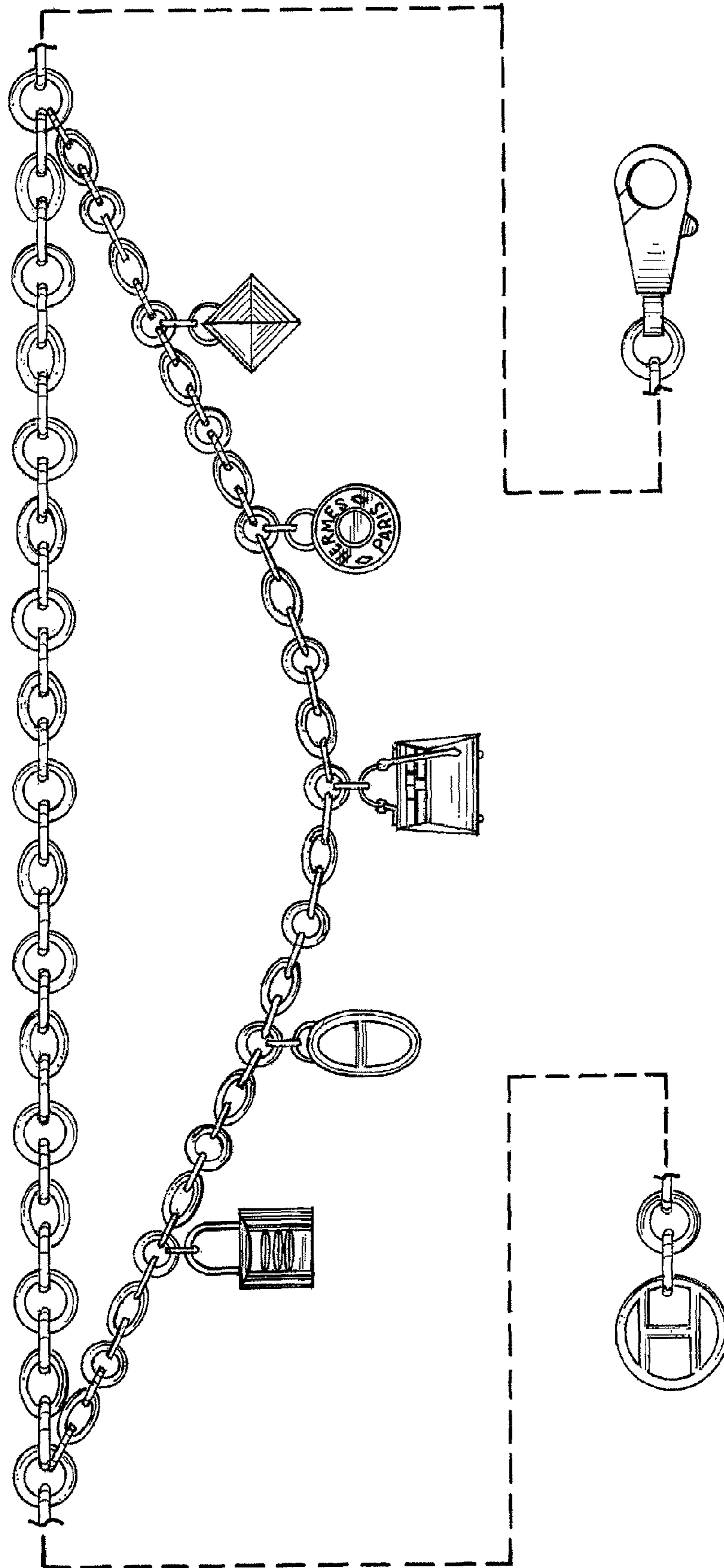
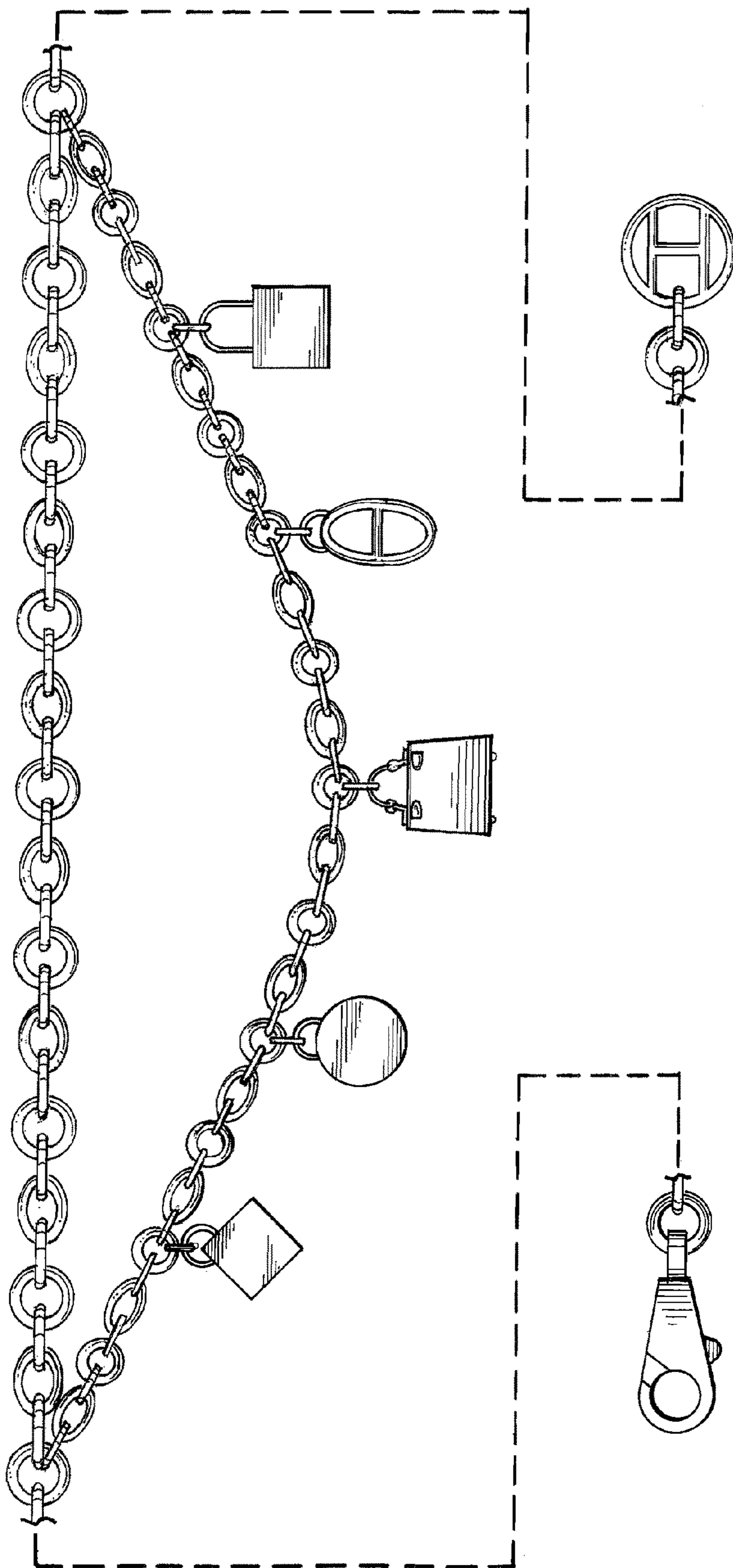


FIG. 2



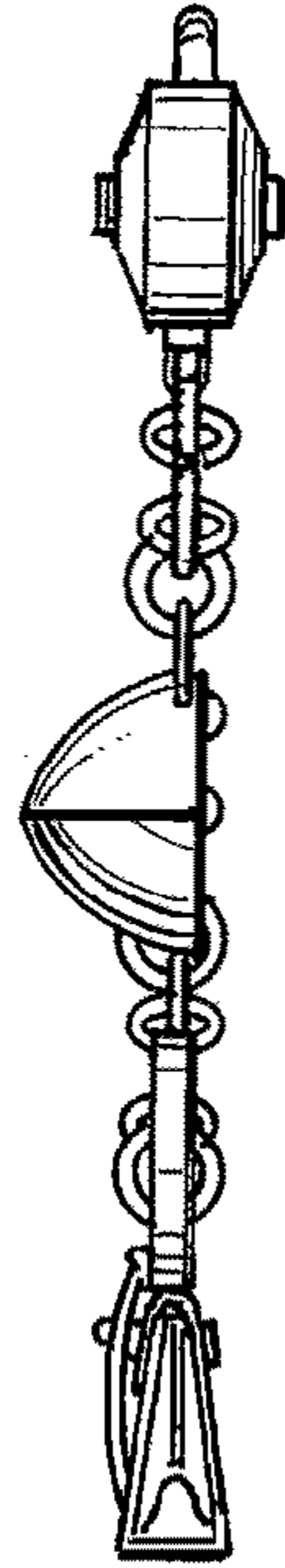


FIG. 3

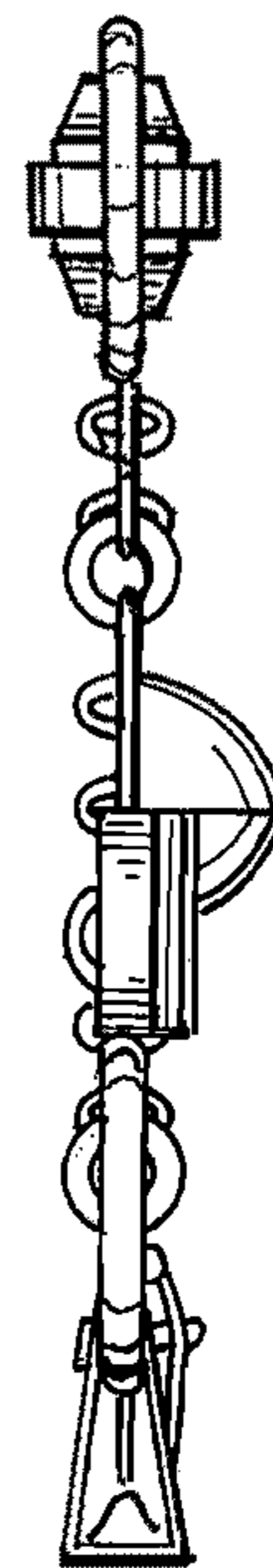


FIG. 4

FIG. 5

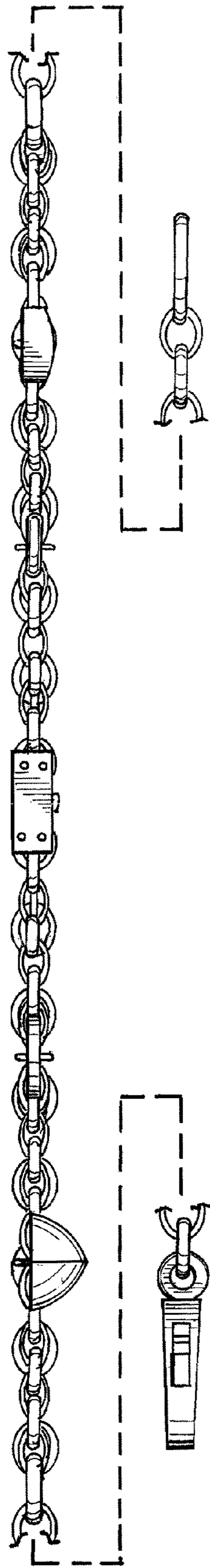


FIG. 6

