



US00D579790S

(12) **United States Design Patent**
Yee et al.

(10) **Patent No.:** **US D579,790 S**
(45) **Date of Patent:** **** Nov. 4, 2008**

- (54) **WATCH CASE**
- (75) Inventors: **Peter Yee**, Irvine, CA (US); **Colin Baden**, Irvine, CA (US)
- (73) Assignee: **Oakley, Inc.**, Foothill Ranch, CA (US)
- (**) Term: **14 Years**
- (21) Appl. No.: **29/292,283**
- (22) Filed: **Oct. 5, 2007**

- D440,887 S * 4/2001 Tripet D10/32
- D456,281 S * 4/2002 Glauser D10/32
- D475,934 S 6/2003 Bulgari
- D490,721 S 6/2004 Chodat
- D496,589 S 9/2004 Perrenoud
- D539,671 S * 4/2007 Lassigne D10/32
- D542,158 S * 5/2007 Thixton D10/38

Related U.S. Application Data

- (62) Division of application No. 29/244,959, filed on Dec. 15, 2005, now Pat. No. Des. 556,604.

- (51) **LOC (8) Cl.** **10-02**
 - (52) **U.S. Cl.** **D10/38**
 - (58) **Field of Classification Search** D10/30-39;
368/276, 281, 282, 285
- See application file for complete search history.

(56) **References Cited**

U.S. PATENT DOCUMENTS

- D150,049 S 6/1948 Arpels
- D294,683 S 3/1988 Perrin
- D294,806 S 3/1988 Perrin
- D355,373 S * 2/1995 Knight D10/30
- D385,201 S * 10/1997 Jou D10/32
- D386,095 S 11/1997 Perrin et al.
- D388,332 S 12/1997 Perrin et al.
- D396,811 S * 8/1998 Bulgari D10/39
- D403,599 S 1/1999 Emmenegger
- D410,853 S 6/1999 Bulgari
- D415,060 S 10/1999 Chodat
- D425,799 S 5/2000 Hysek
- D431,475 S * 10/2000 Rabassa D10/32
- D433,955 S 11/2000 Bodino
- D440,886 S * 4/2001 Burgener D10/32

OTHER PUBLICATIONS

Cartier Tank Francaise Chronograph Mens Watch, unknown publication date, printed from www.jomashop.com on Dec. 15, 2005.
 Cartier Tank Issime White Gold Watch, unknown publication date, printed from www.jomashop.com on Dec. 15, 2005.
 Mossimo Square Tank Watch with metal band, unknown publication date, printed from www.jomashop.com on Dec. 15, 2005.

* cited by examiner

Primary Examiner—Lucy Lieberman

(74) *Attorney, Agent, or Firm*—Gregory K. Nelson

(57) **CLAIM**

The ornamental design for a watch case, as shown and described.

DESCRIPTION

FIG. 1 is a front perspective view of the watch case of the present invention;

FIG. 2 is a front elevational view thereof;

FIG. 3 is a rear elevational view thereof;

FIG. 4 is a right-side elevational view thereof;

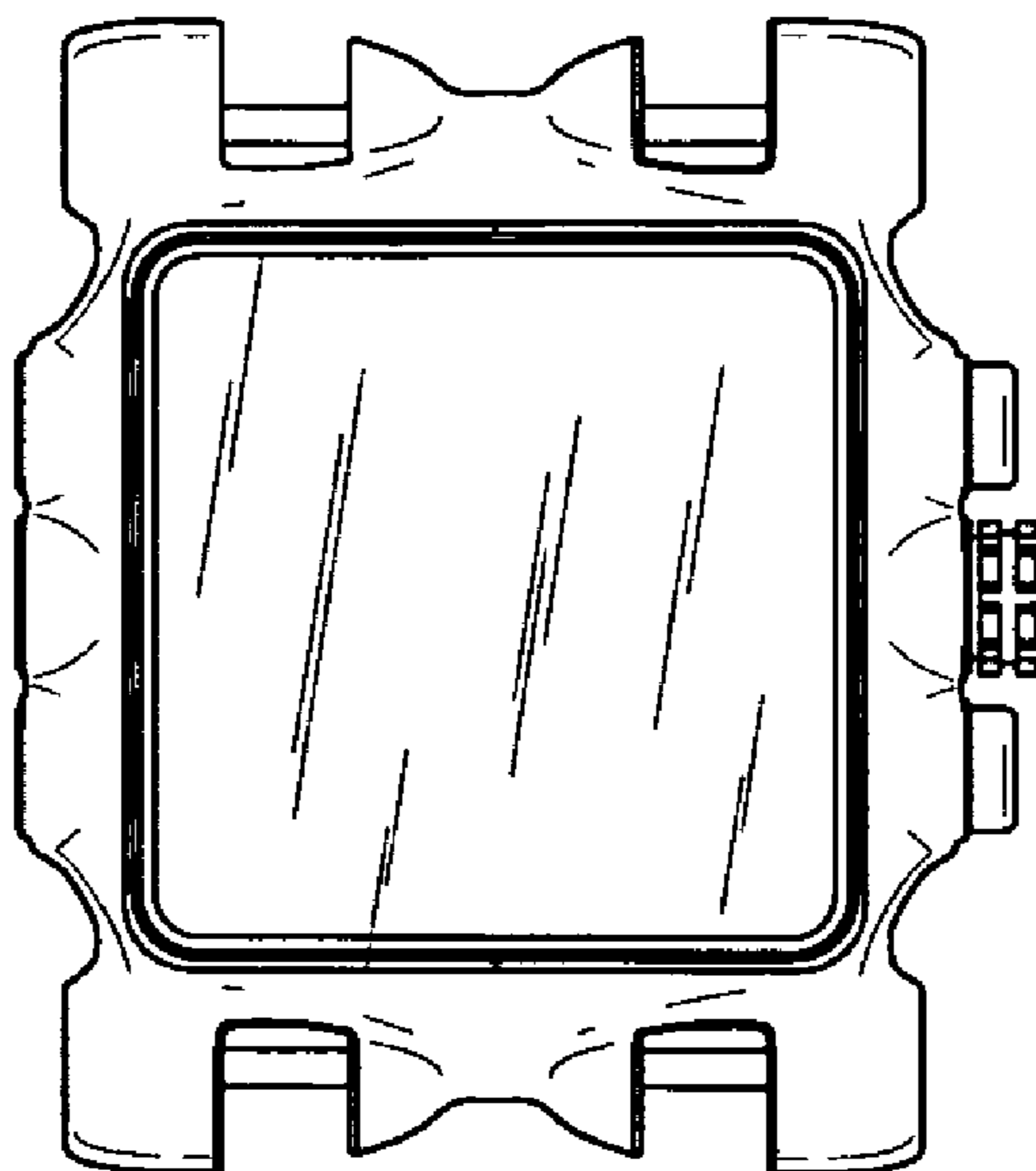
FIG. 5 is a left-side elevational view thereof;

FIG. 6 is a top view thereof; and,

FIG. 7 is a bottom plan view thereof.

The broken lines shown in FIGS. 1, 4 and 5 are for illustrative purposes only and form no part of the claimed design.

1 Claim, 4 Drawing Sheets



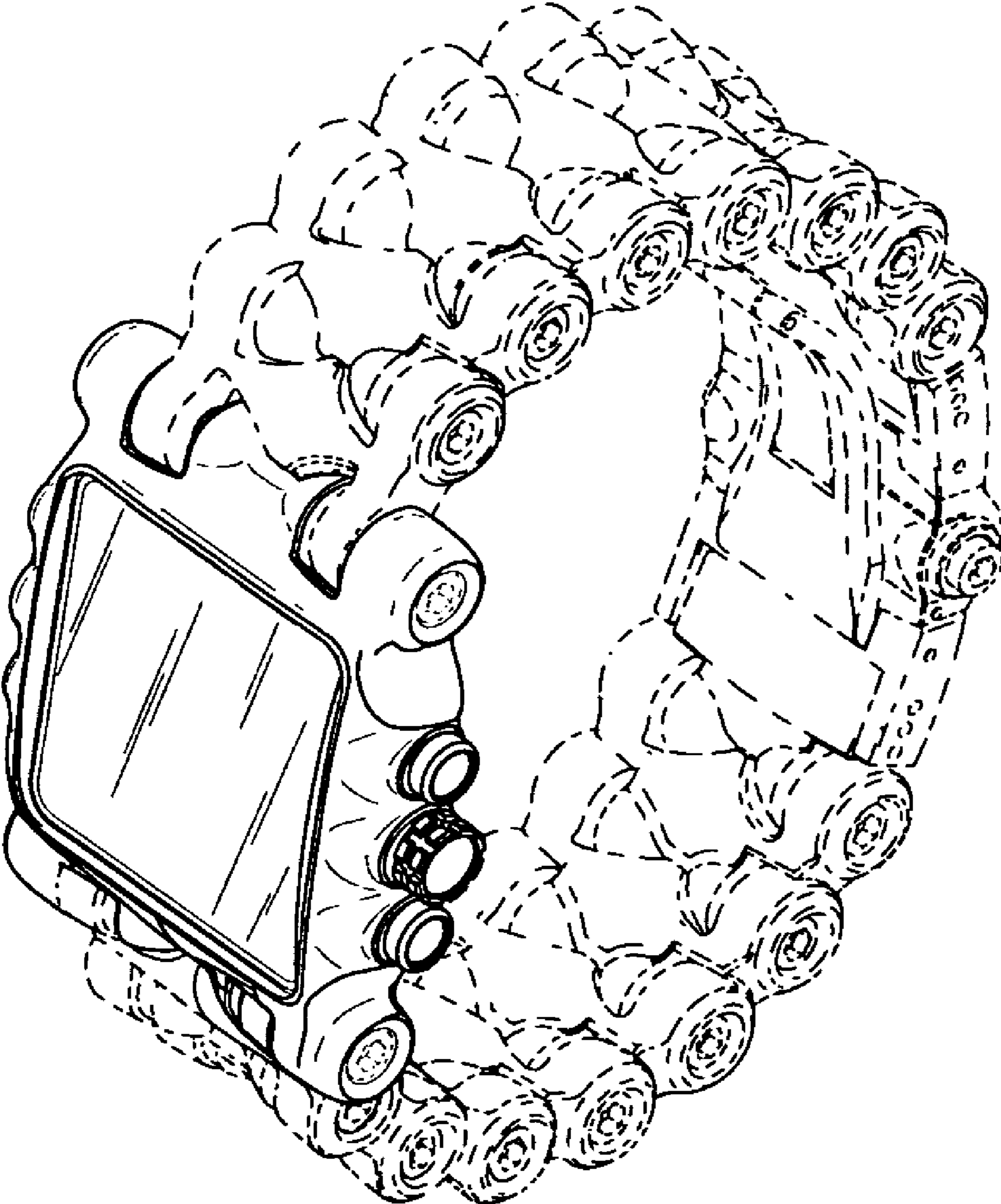


FIG. 1

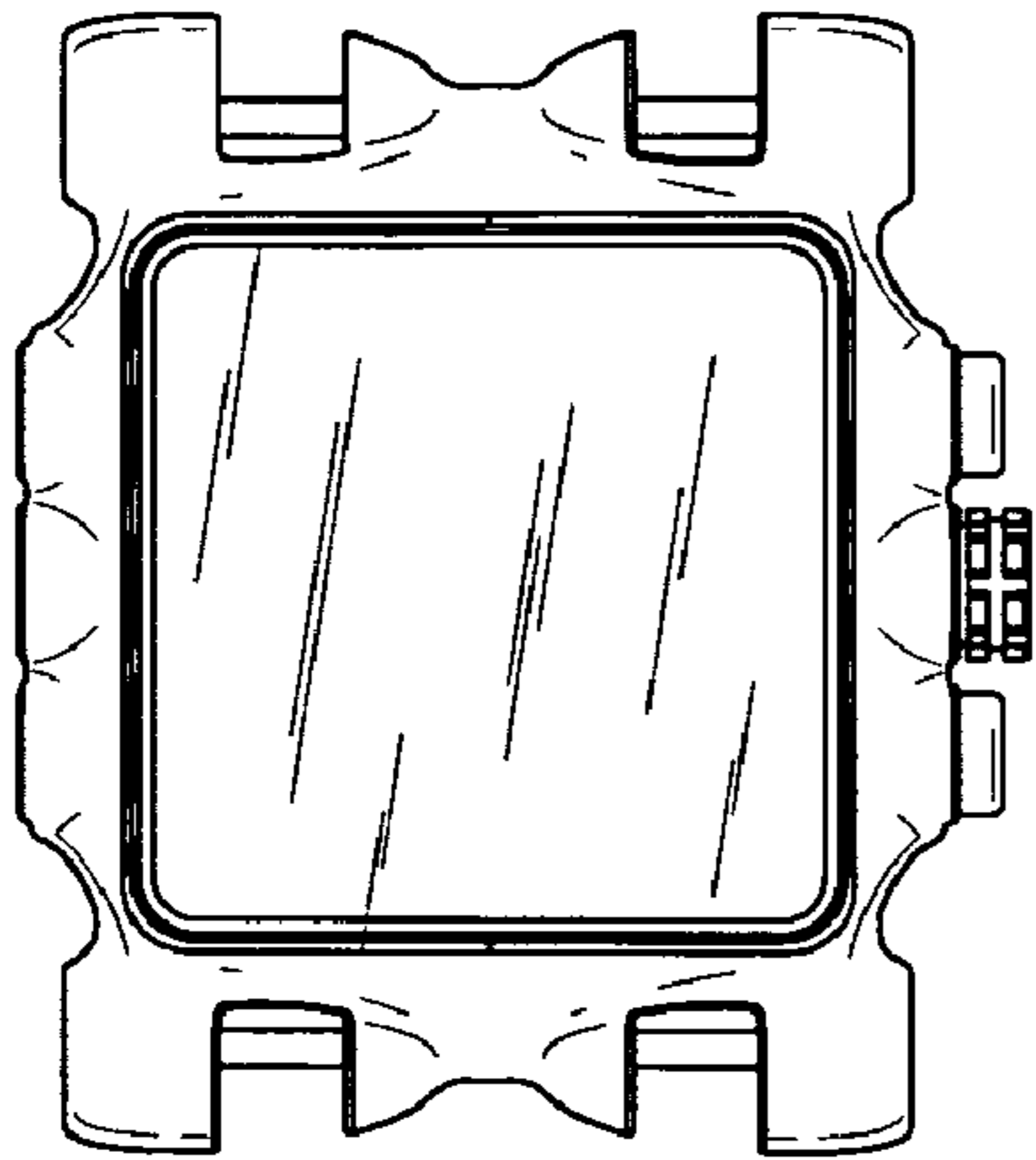


FIG. 2

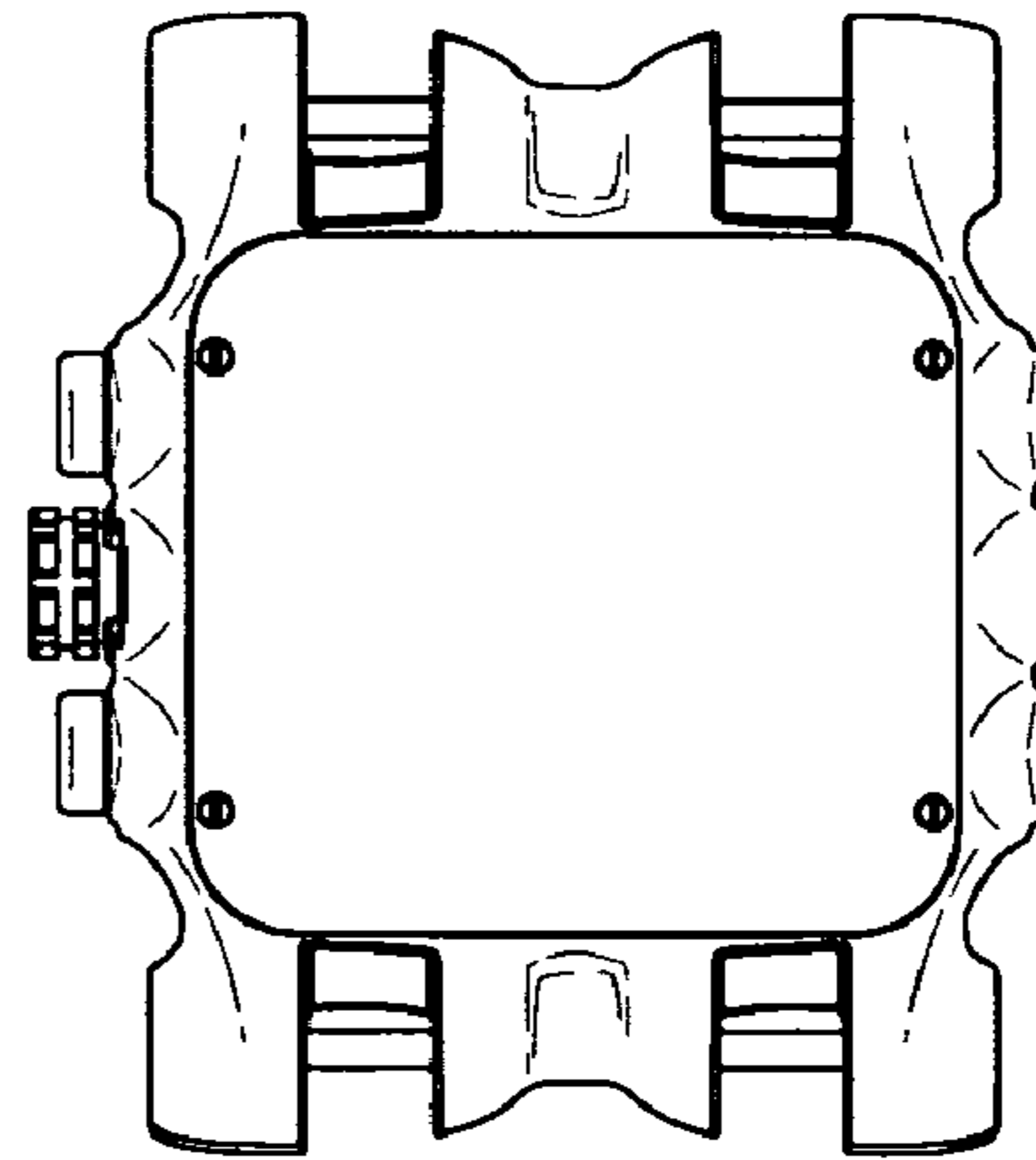


FIG. 3

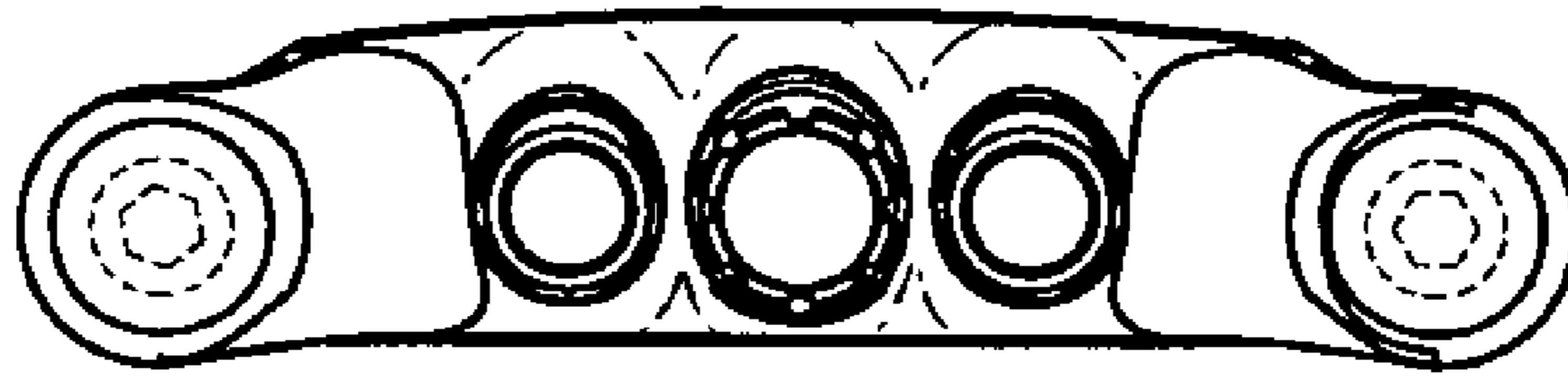


FIG. 4




FIG. 5

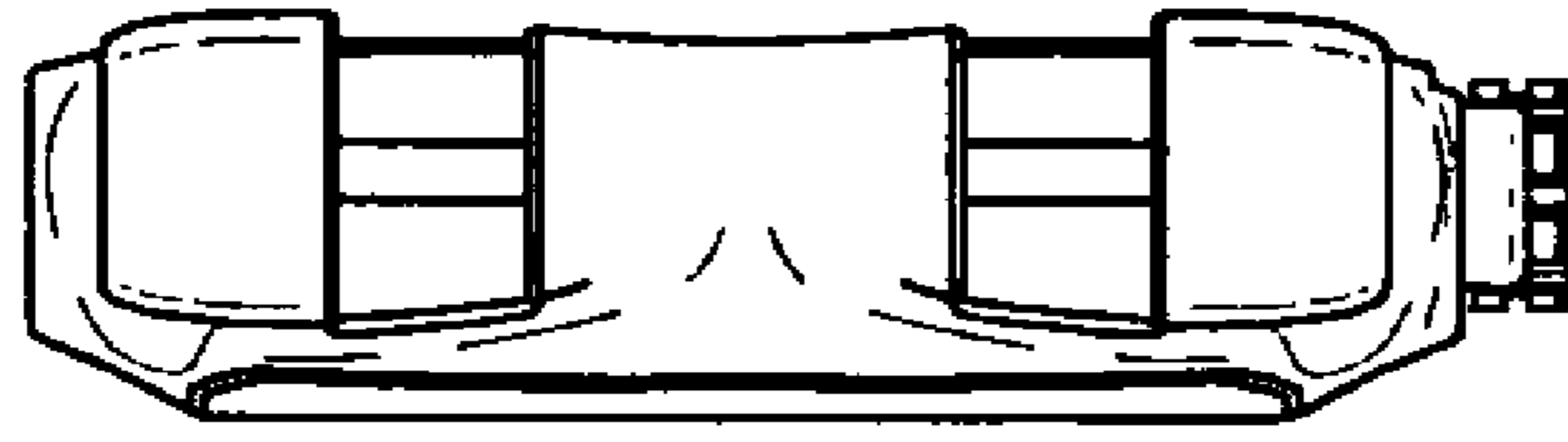


FIG. 6

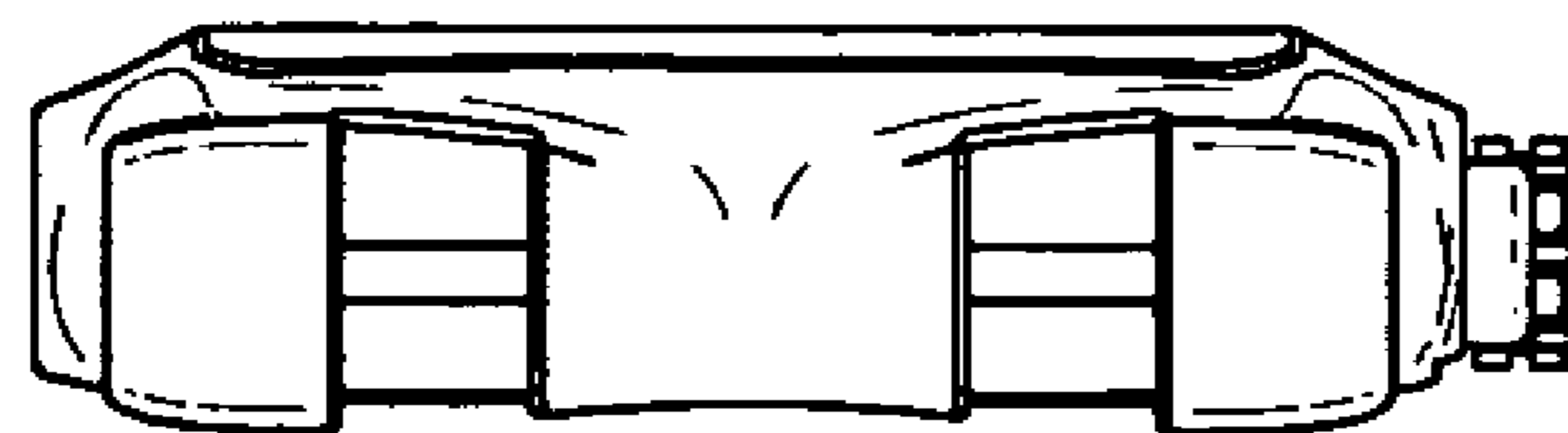


FIG. 7