



US00D579779S

(12) **United States Design Patent**
Rosiński et al.

(10) **Patent No.:** **US D579,779 S**

(45) **Date of Patent:** **** Nov. 4, 2008**

(54) **BOTTLE**

(75) Inventors: **Andrzej Rosiński**, Regera (PL); **Joanna Rosińska**, Regera (PL); **Michal Rosiński**, Regera (PL)

(73) Assignee: **Reckitt Benckiser N.V.**, WT Hoofddorp (NL)

(**) Term: **14 Years**

(21) Appl. No.: **29/247,904**

(22) Filed: **Jul. 19, 2006**

(51) **LOC (8) Cl.** **09-01**

(52) **U.S. Cl.** **D9/526; D9/563; D9/565; D9/571**

(58) **Field of Classification Search** D9/682, D9/685, 686, 690, 691, 693, 522–526, 529–530, D9/541–544, 552, 560, 563, 565, 571–575; 215/381–385, 396, 398, 400
See application file for complete search history.

(56) **References Cited**

U.S. PATENT DOCUMENTS

D280,604 S *	9/1985	Johnson et al.	D9/574
D308,481 S *	6/1990	Thompson	D9/526
D310,026 S *	8/1990	Verebelyi	D9/526 X
D321,132 S *	10/1991	Wiseman et al.	D9/552
D342,207 S *	12/1993	McLean et al.	D9/523
D375,049 S *	10/1996	Vollborth	D9/526
D382,205 S *	8/1997	Goettner et al.	D9/526
D391,489 S *	3/1998	Feen	D9/526

D392,568 S *	3/1998	Goettner	D9/526
D402,561 S *	12/1998	Utrup et al.	D9/526
D406,063 S *	2/1999	Vangramberen	D9/526
D406,530 S *	3/1999	Bodker et al.	D9/526
D409,495 S *	5/1999	Hartman et al.	D9/526
D410,847 S *	6/1999	Bodker et al.	D9/526
D431,471 S *	10/2000	Large	D9/523
D482,285 S *	11/2003	Desouza	D9/522
D501,637 S *	2/2005	Ferguson et al.	D9/563
D539,668 S *	4/2007	Muhlhausen et al.	D9/526 X
D553,990 S *	10/2007	Muhlhausen	D9/526
D561,592 S *	2/2008	Muhlhausen	D9/526

* cited by examiner

Primary Examiner—Carol Rademaker

(57) **CLAIM**

The ornamental design for a bottle, as shown and described.

DESCRIPTION

FIG. 1 is a top, front, and right side perspective view of the bottle of the present invention;

FIG. 2 is a front elevational view thereof;

FIG. 3 is a rear elevational view thereof;

FIG. 4 is a right side elevational view thereof;

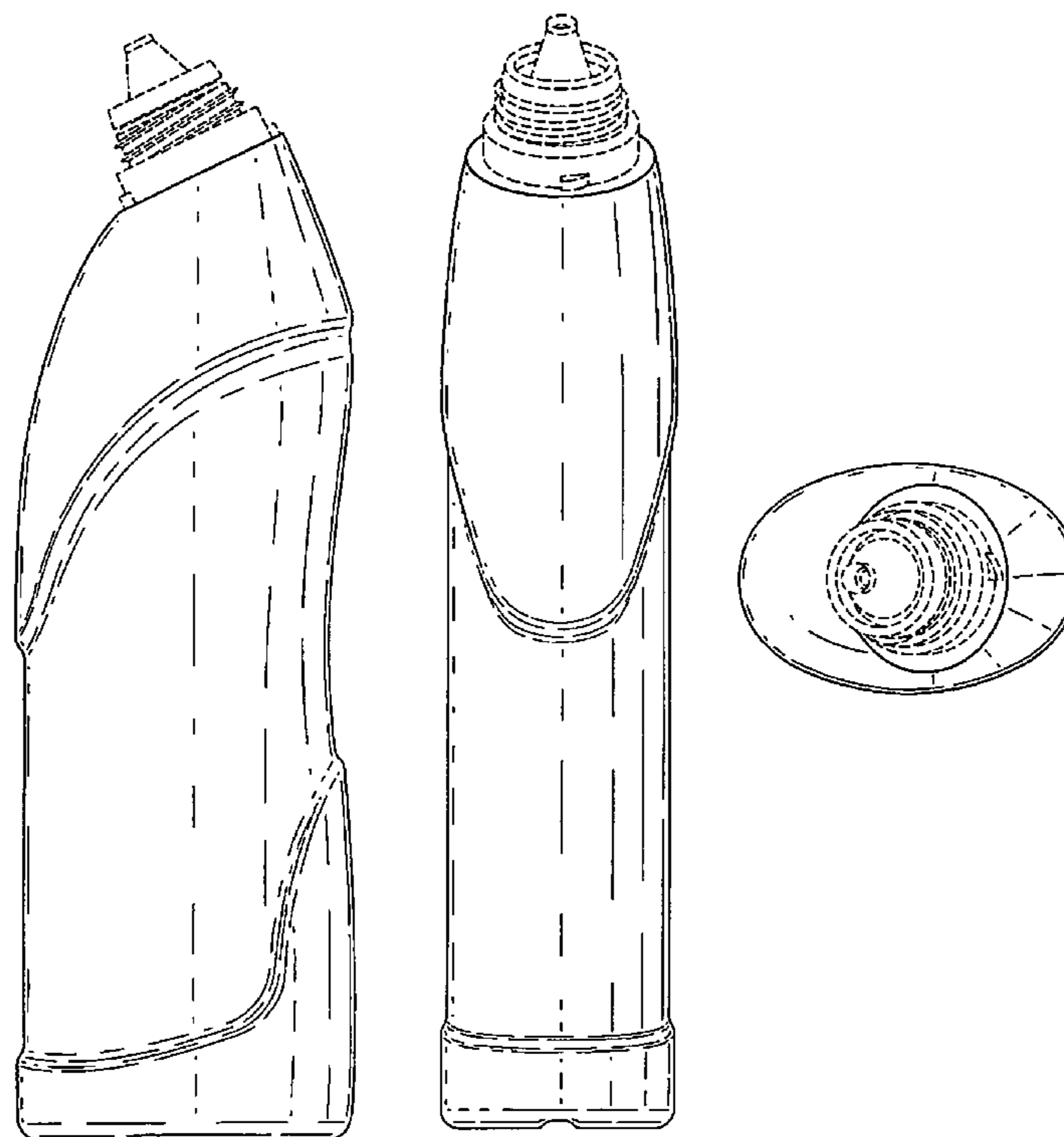
FIG. 5 is a left side elevational view thereof;

FIG. 6 is a top plan view thereof; and,

FIG. 7 is a bottom plan view thereof.

The broken lines shown in the drawings are for environmental purposes only and form no part of the claimed design.

1 Claim, 3 Drawing Sheets






Fig. 1.

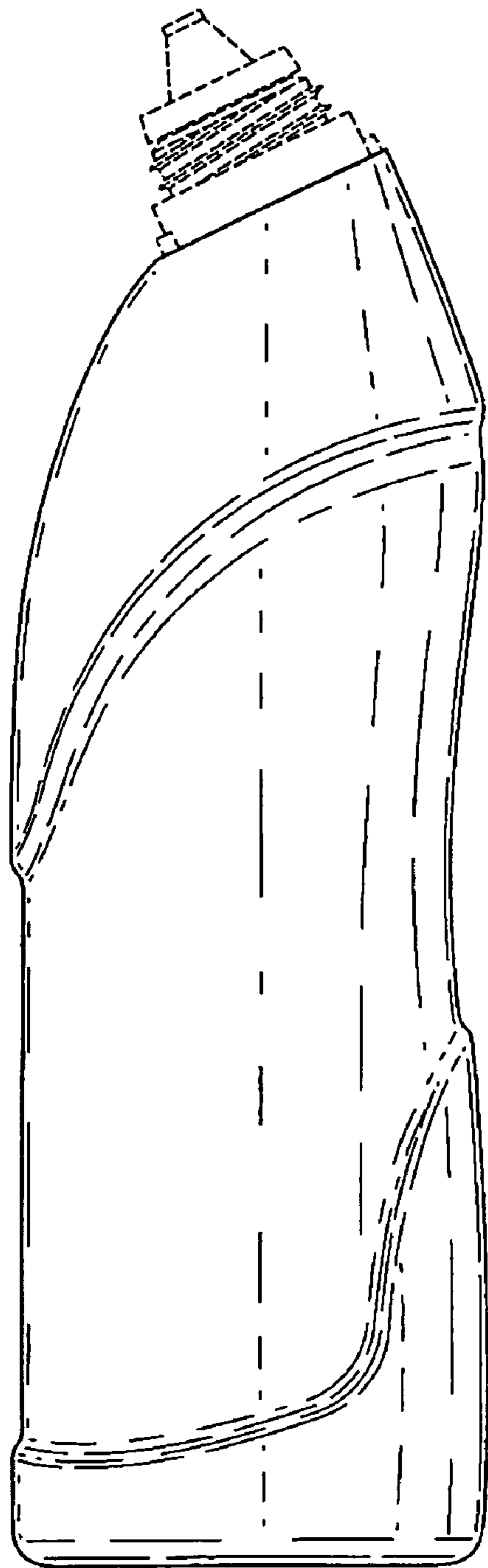


Fig.2.

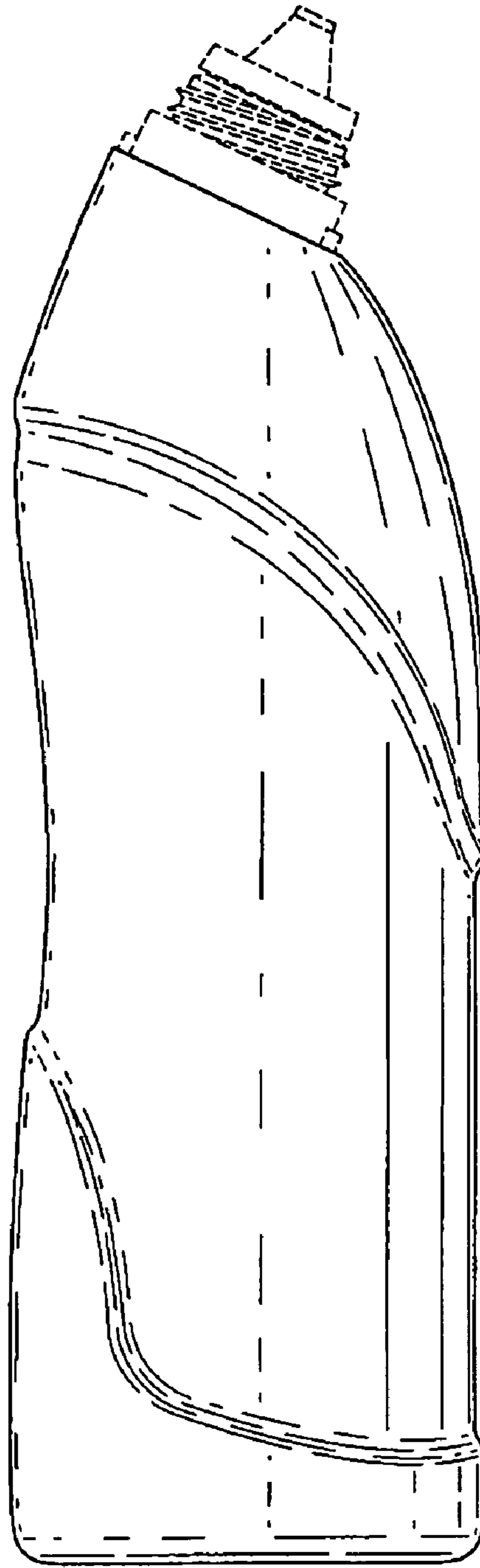


Fig.3.

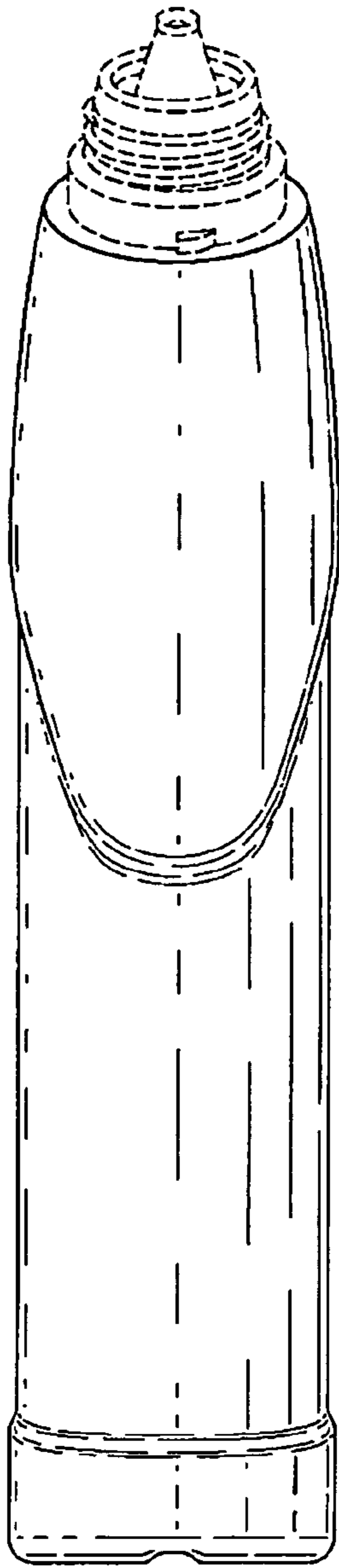


Fig. 4.

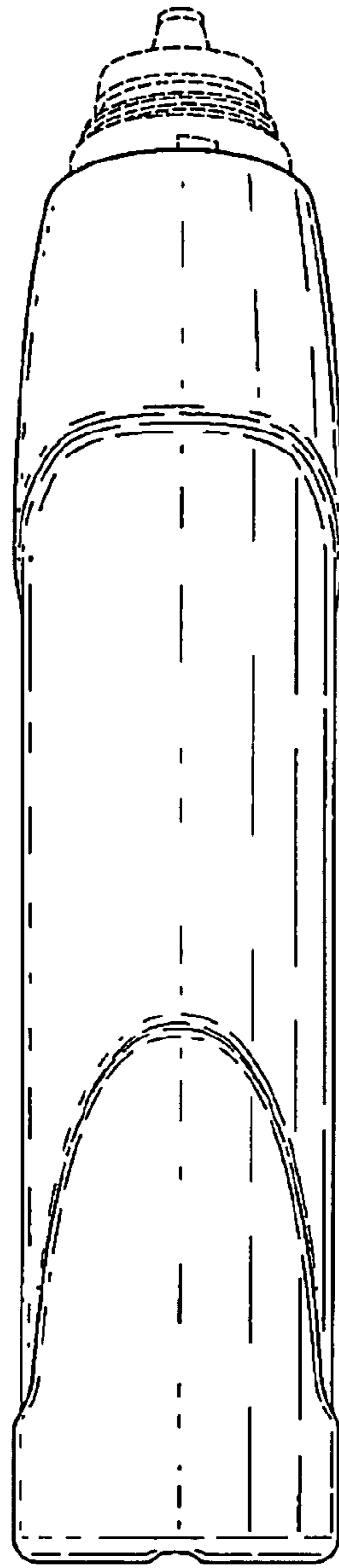


Fig. 5.

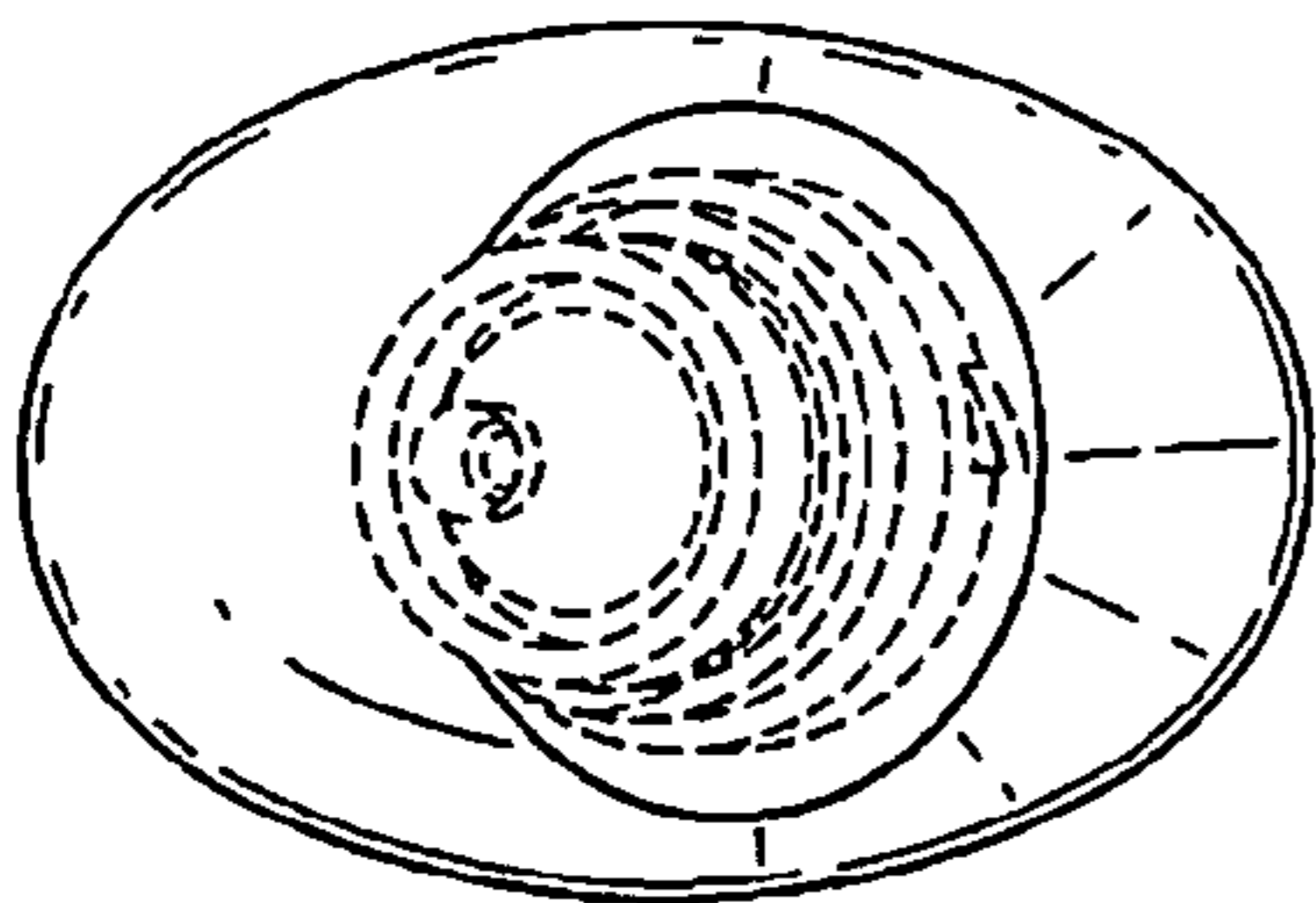


Fig. 6.

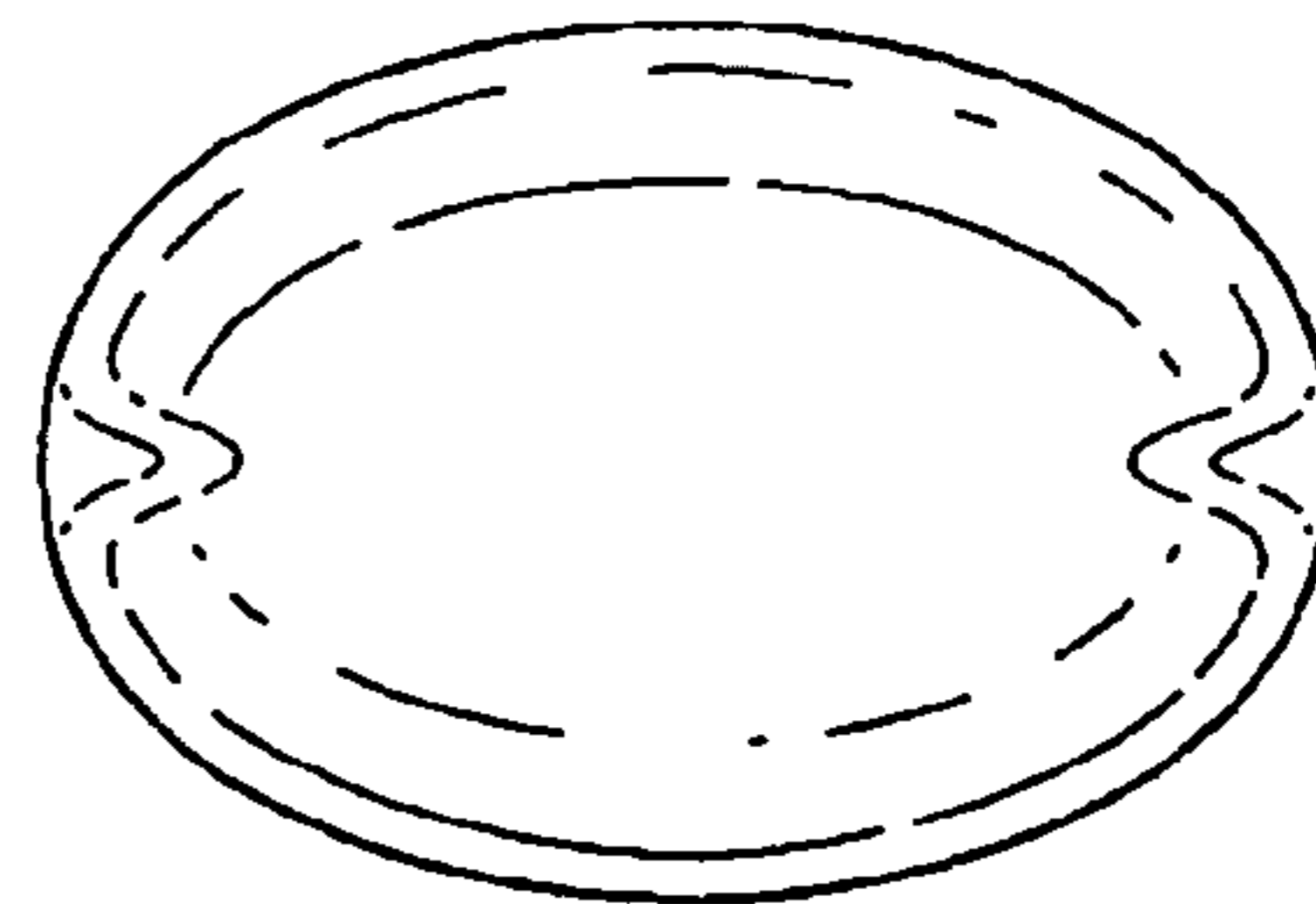


Fig. 7.