



US00D579766S

(12) **United States Design Patent**
Barnett

(10) **Patent No.:** **US D579,766 S**
(45) **Date of Patent:** **** Nov. 4, 2008**

(54) **PACKAGE FOR AN ARCHERY SET**

(75) Inventor: **David A. Barnett**, Tarpon Springs, FL
(US)

(73) Assignee: **Barnett Outdoors, LLC**, Tarpon
Springs, FL (US)

(**) Term: **14 Years**

(21) Appl. No.: **29/304,408**

(22) Filed: **Feb. 29, 2008**

(51) **LOC (8) Cl.** **09-03**

(52) **U.S. Cl.** **D9/414; D9/430**

(58) **Field of Classification Search** D9/600-681,
D9/414-432, 721; D19/26, 34.1, 90, 91;
D3/221, 227, 247, 254, 303, 304, 314, 900;
206/215, 579, 3, 315.1, 315.11, 453, 784,
206/822; 229/100, 106, 107, 108, 112, 116.1,
229/164, 922

See application file for complete search history.

(56) **References Cited**

U.S. PATENT DOCUMENTS

D4,351 S *	9/1870	Kilburn	D6/440
1,844,066 A *	2/1932	Hughes	426/112
1,996,172 A *	4/1935	Reed	206/457
D110,426 S *	7/1938	Thebaud	D9/432
2,975,888 A *	3/1961	Paynton, Sr.	206/771
D202,941 S *	11/1965	Krauss	D19/2
D235,136 S *	5/1975	Wells et al.	D9/676

3,912,074 A *	10/1975	Vargo	206/779
D393,136 S *	4/1998	Gornet	D1/122
D442,085 S *	5/2001	Bozlee	D9/434
D465,416 S *	11/2002	Dzwill et al.	D9/432
D479,993 S *	9/2003	Humphrey	D9/430
D505,324 S *	5/2005	Burr et al.	D9/434
2005/0258223 A1 *	11/2005	Frosch et al.	229/112

* cited by examiner

Primary Examiner—Catherine Tuttle

(74) *Attorney, Agent, or Firm*—Carlton Fields, P.A.; C.
Douglas McDonald; William Giltinan

(57) **CLAIM**

The ornamental design for a package for an archery set, as shown and described.

DESCRIPTION

FIG. 1 is a top plan view of the package for an archery set showing my new design;

FIG. 2 is a bottom plan view thereof;

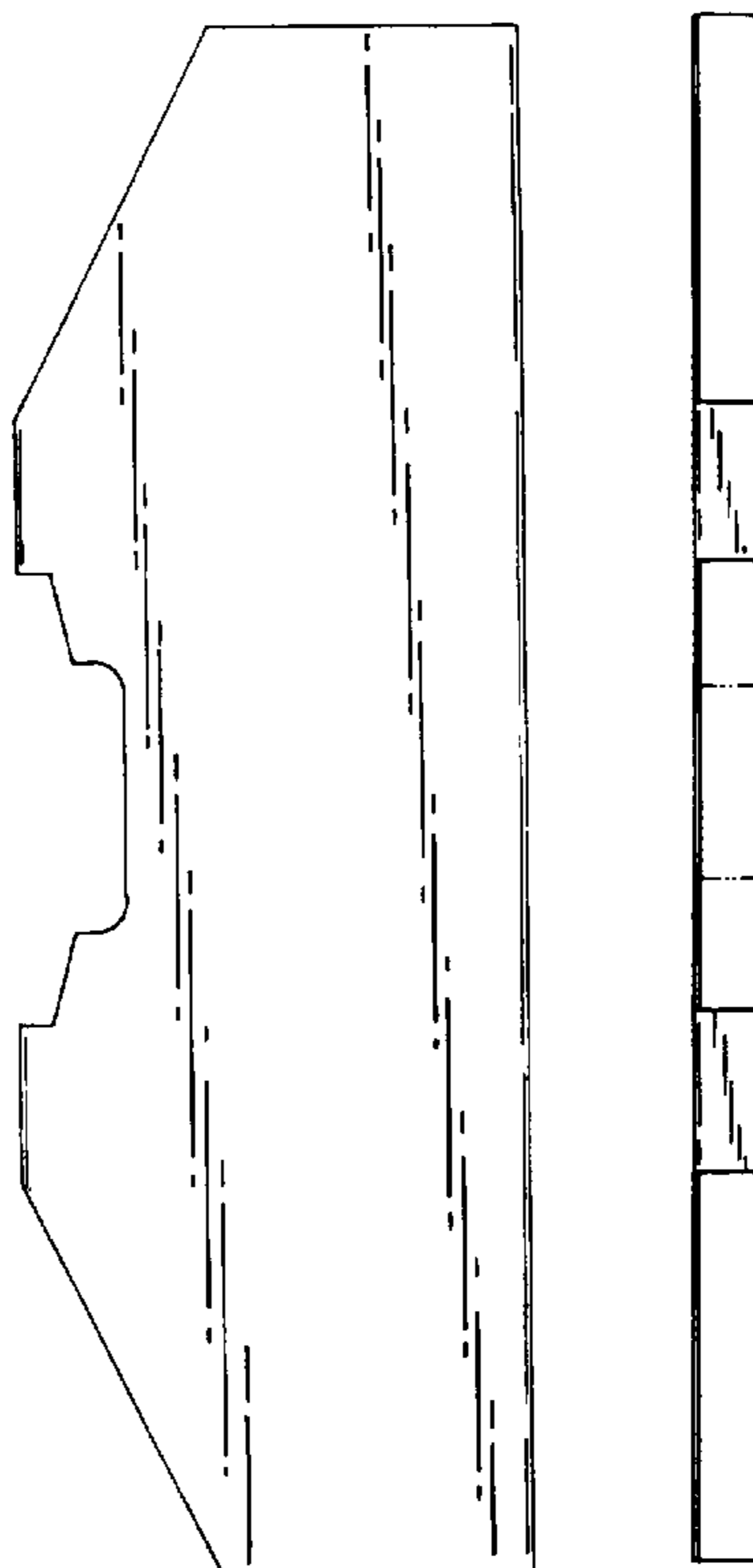
FIG. 3 is a front elevation view thereof, and the broken lines shown within the recessed area are included for the purpose of illustrating surface features that form no part of the claimed design;

FIG. 4 is a back elevation view thereof;

FIG. 5 is a first end elevation view thereof; and,

FIG. 6 is a second end elevation view thereof.

1 Claim, 2 Drawing Sheets



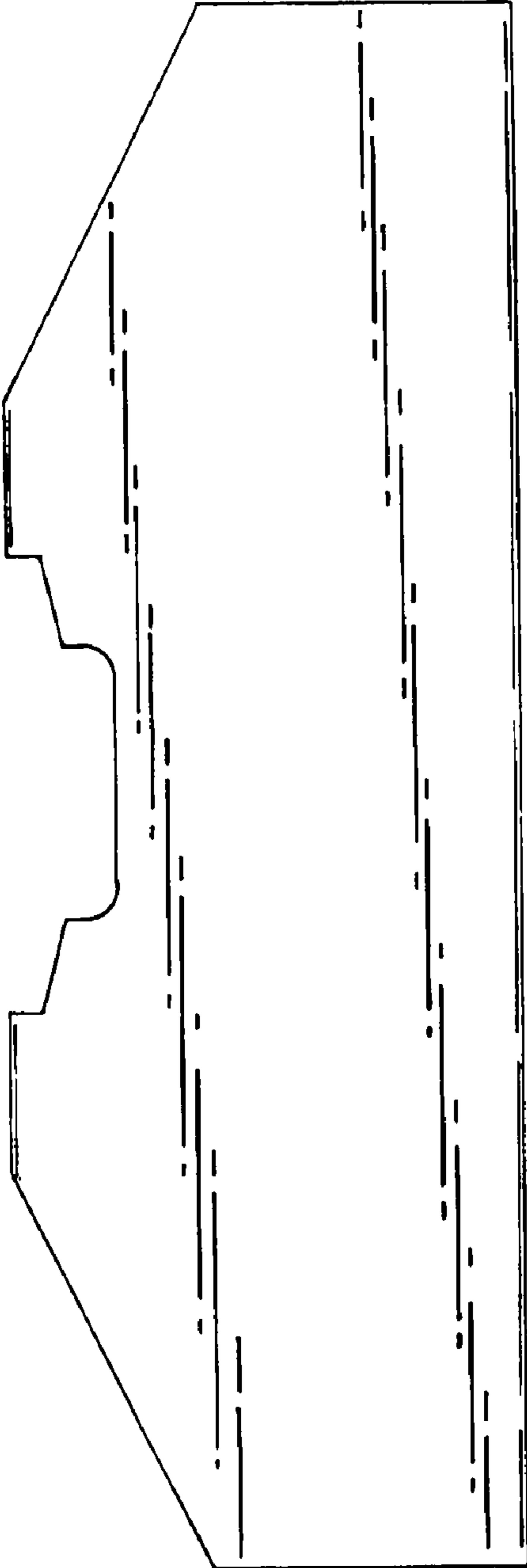


FIG. 1

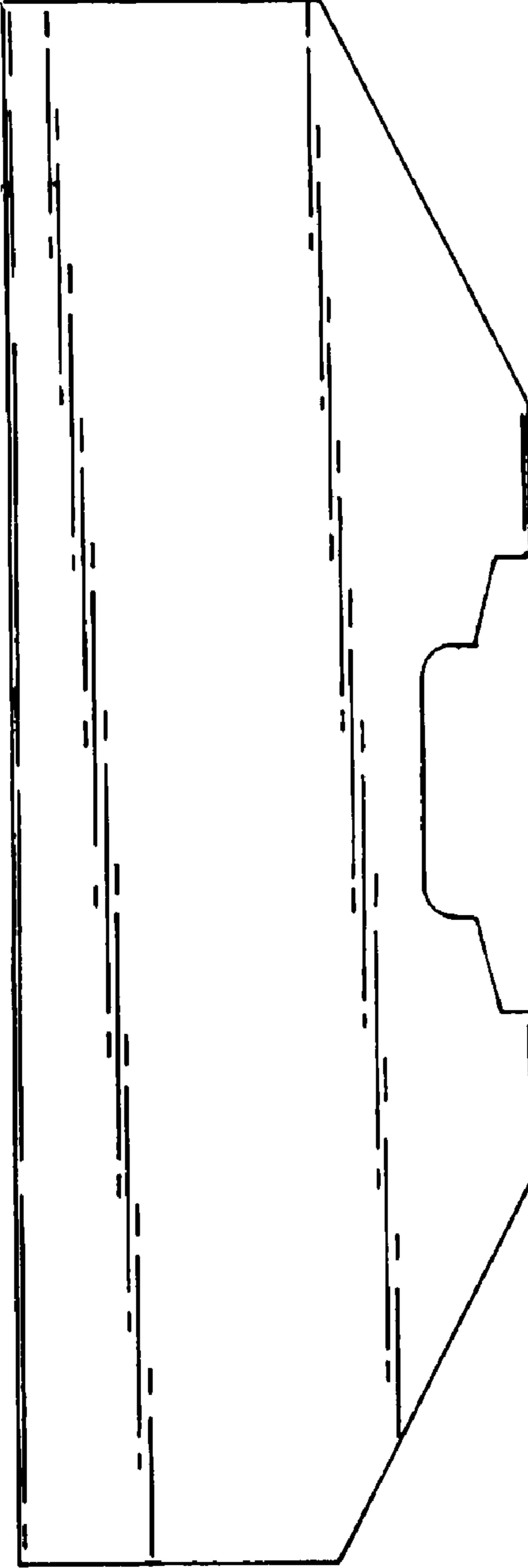


FIG. 2



FIG. 3




FIG. 4

FIG. 5



FIG. 6