



US00D579758S

(12) **United States Design Patent**
Tanaka et al.

(10) **Patent No.:** **US D579,758 S**
(45) **Date of Patent:** **** Nov. 4, 2008**

(54) **SASH LOCK**

(75) Inventors: **Hideoki Tanaka**, Tokyo (JP); **Naoki Yasuda**, Tokyo (JP); **Yutaka Nakamura**, Tokyo (JP); **Toshio Isono**, Tokyo (JP); **Michizumi Ito**, Tokyo (JP); **Yasuhito Hibi**, Tokyo (JP); **Yoshitada Sakamoto**, Tokyo (JP); **Masaki Nomura**, Tokyo (JP); **Akira Ueda**, Tokyo (JP)

(73) Assignee: **YKK AP Inc.**, Tokyo (JP)

(**) Term: **14 Years**

(21) Appl. No.: **29/266,451**

(22) Filed: **Sep. 21, 2006**

(30) **Foreign Application Priority Data**

Mar. 23, 2006 (JP) 2006-007199

(51) **LOC (8) Cl.** **08-07**

(52) **U.S. Cl.** **D8/337**

(58) **Field of Classification Search** D8/330-348;
70/89-90, 78, 81; 292/240-241, 111, DIG. 30,
292/DIG. 33

See application file for complete search history.

(56) **References Cited**

U.S. PATENT DOCUMENTS

D211,452 S * 6/1968 Petrell D8/341

D372,416 S * 8/1996 Campbell et al. D8/338
D389,396 S * 1/1998 Johnson et al. D8/337
D390,445 S * 2/1998 Johnson et al. D8/337
D408,263 S * 4/1999 Briggs D8/337
D418,737 S * 1/2000 Libby et al. D8/337
D452,998 S * 1/2002 Speed D8/341

* cited by examiner

Primary Examiner—Mitchell Siegel
(74) *Attorney, Agent, or Firm*—Alston & Bird LLP

(57) **CLAIM**

We claim the ornamental design for a sash lock, as shown and described.

DESCRIPTION

FIG. 1 is a perspective view of a sash lock of the claimed design.

FIG. 2 is a front view.

FIG. 3 is a rear view.

FIG. 4 is a left side view.

FIG. 5 is a right side view.

FIG. 6 is a top view; and,

FIG. 7 is a bottom view.

The broken line showing of a portion of a sash in FIG. 1 is for illustrative purpose only and forms no part of the claimed design.

1 Claim, 2 Drawing Sheets

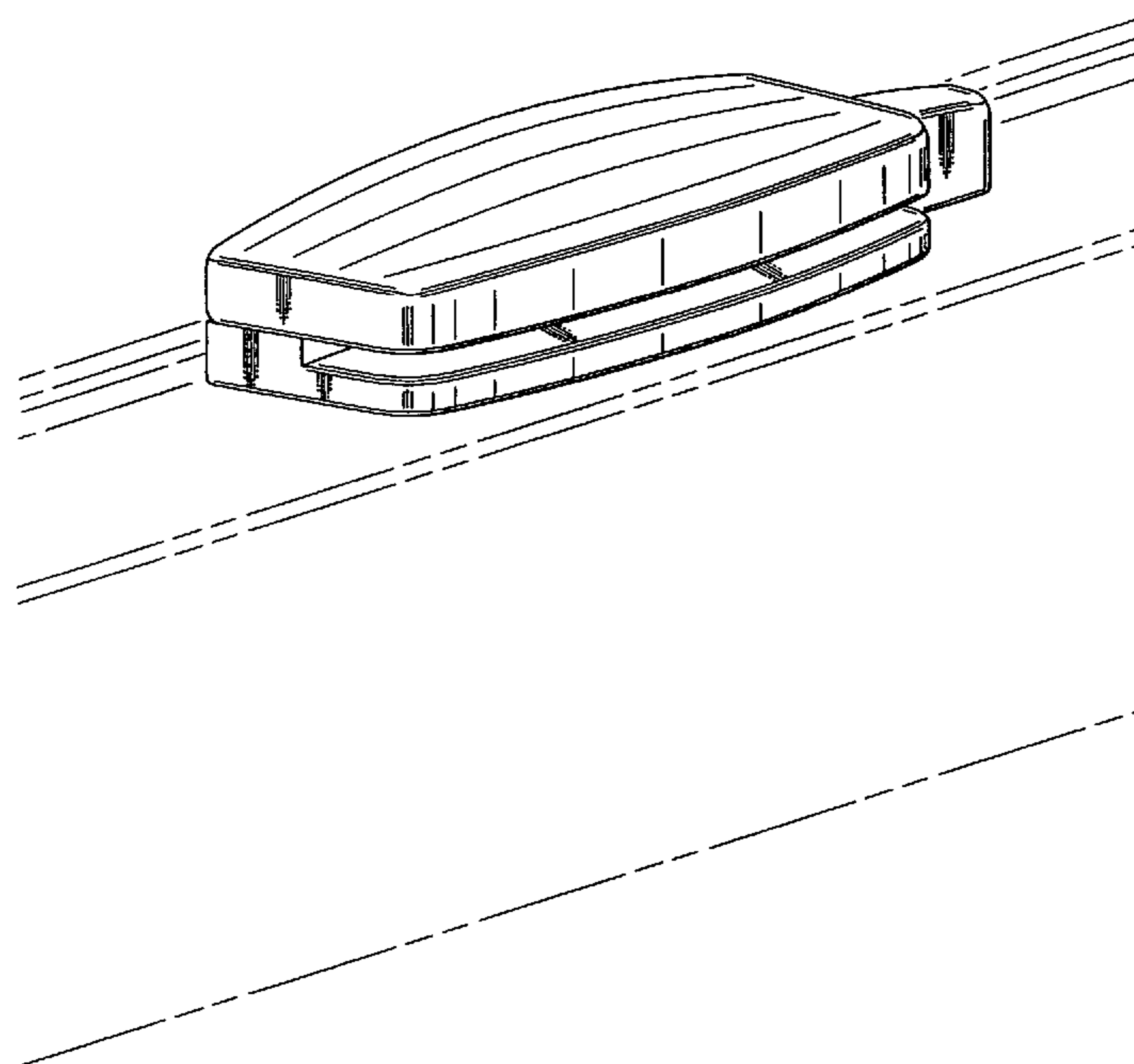


FIG.1

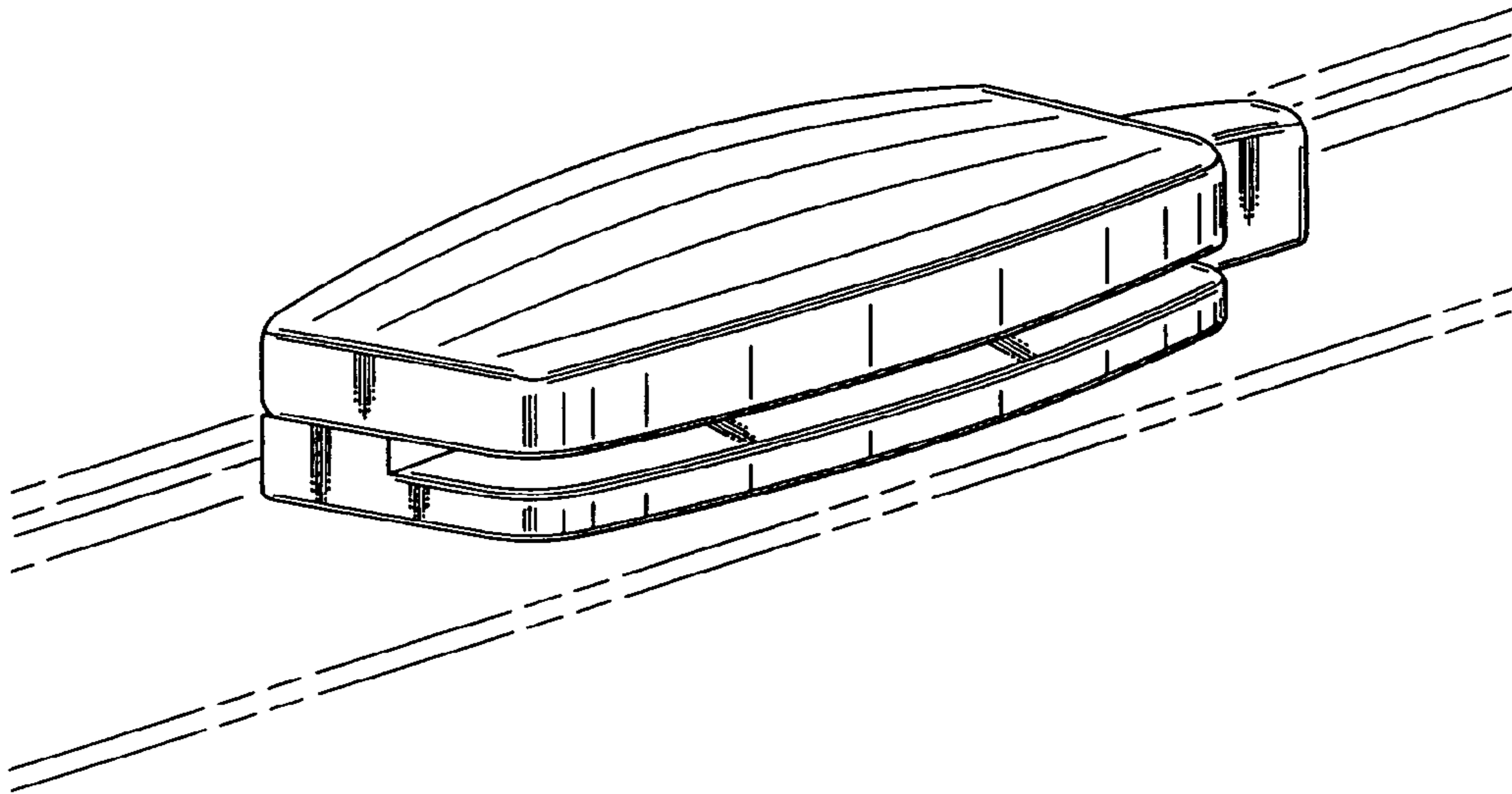


FIG.2

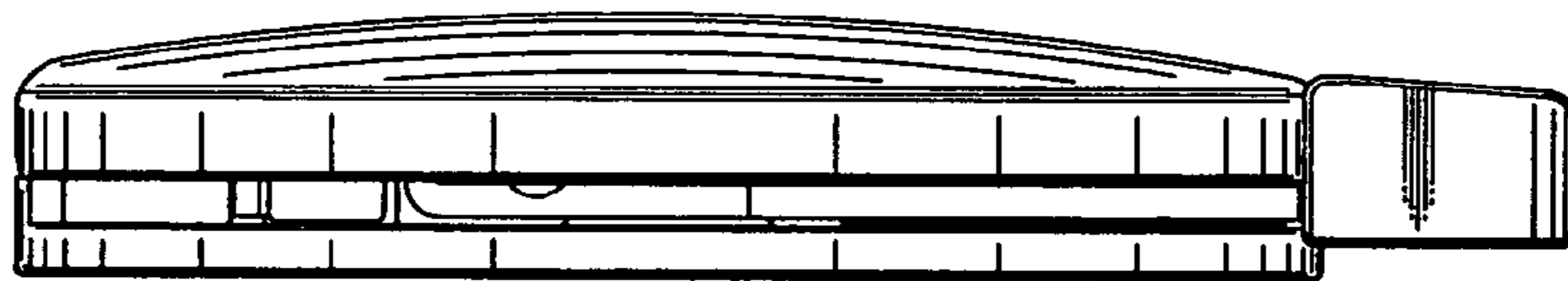


FIG.3

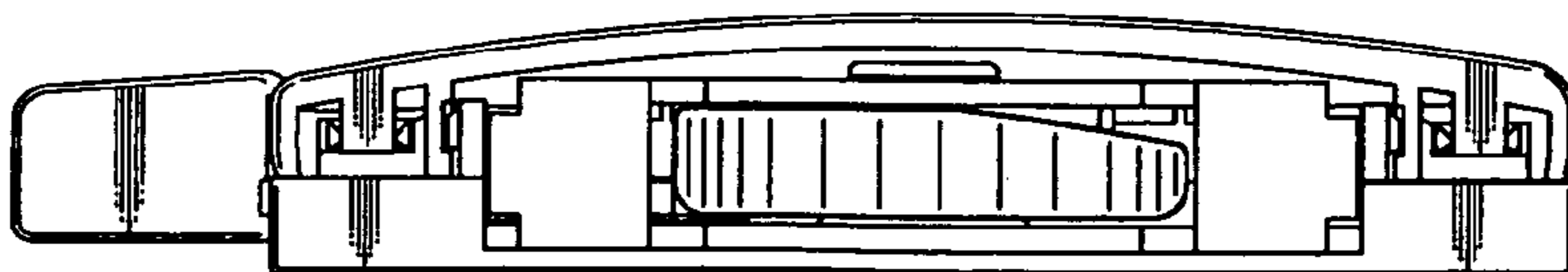


FIG.4

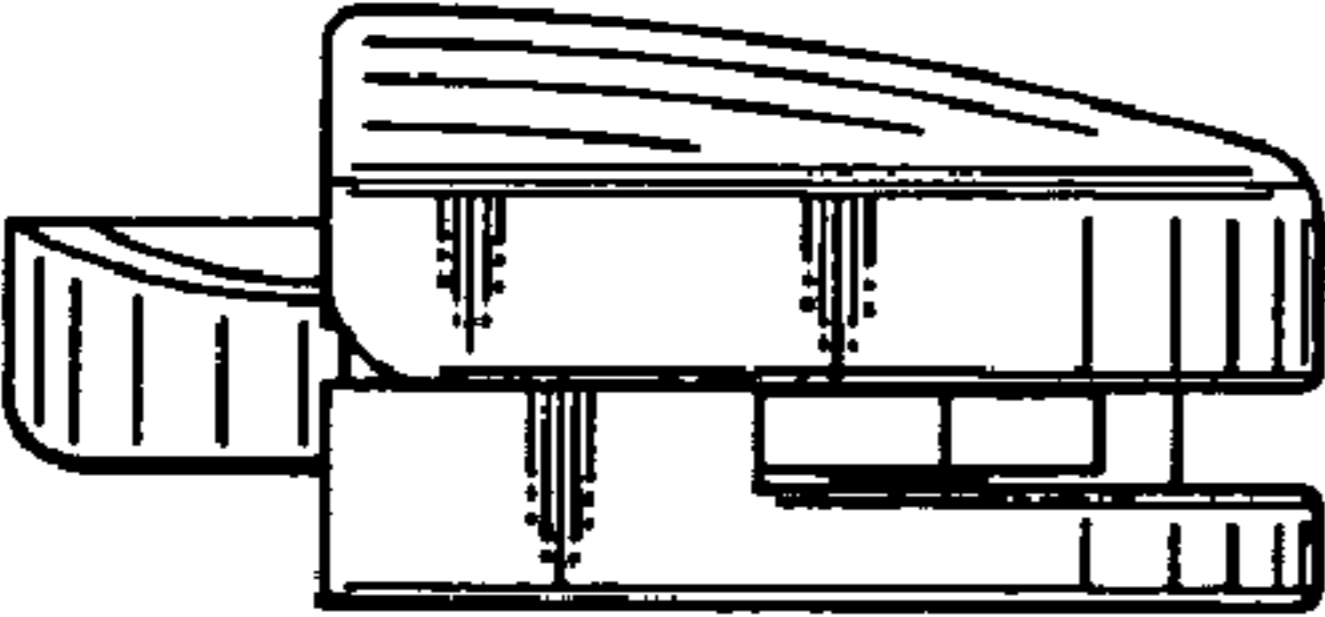


FIG.5

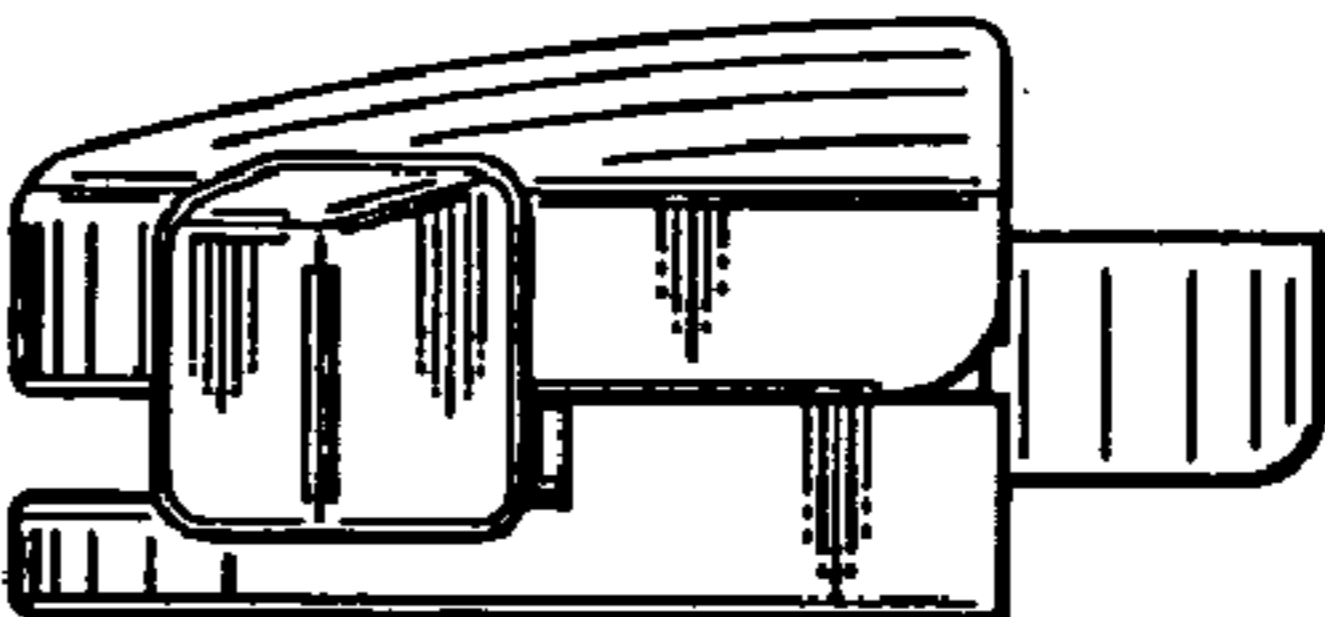


FIG.6

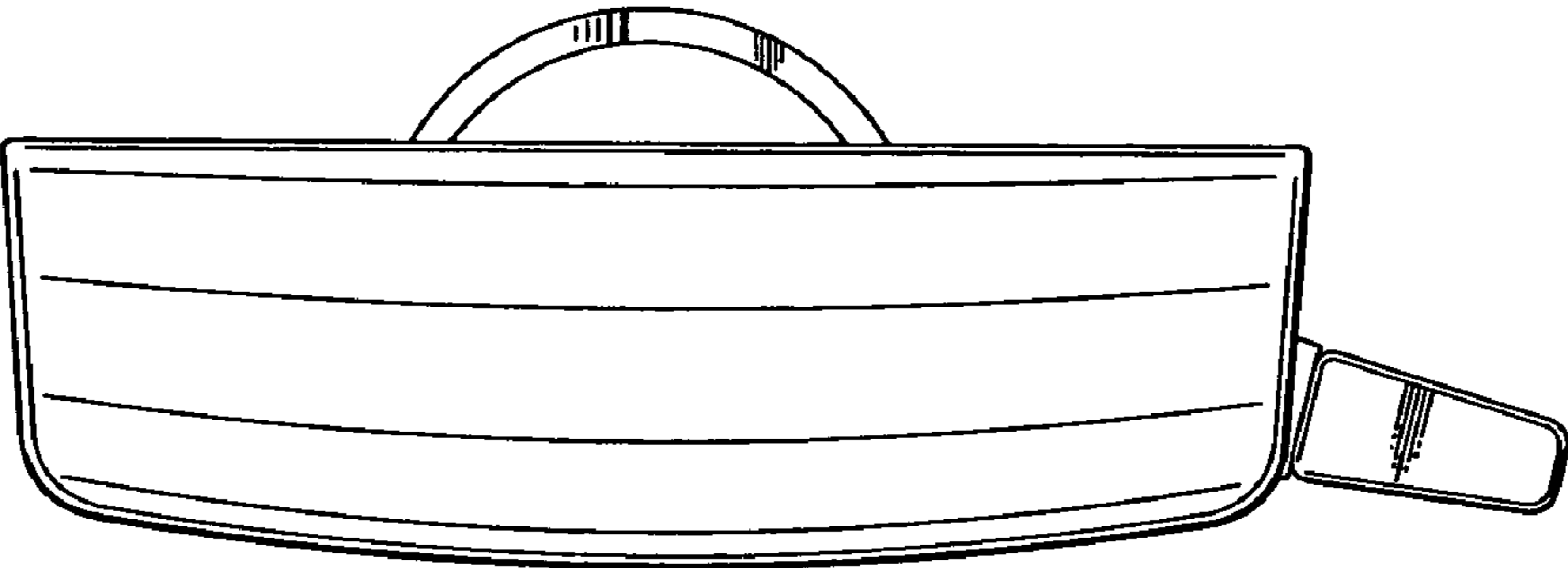


FIG.7

