



US00D579753S

(12) **United States Design Patent**
Mattson et al.

(10) **Patent No.:** **US D579,753 S**

(45) **Date of Patent:** **** Nov. 4, 2008**

(54) **CABINET HANDLE**

(75) Inventors: **Deborah Mattson**, Plainwell, MI (US);
Jonathan Lorenz, Grand Rapids, MI
(US); **Scott A. Thor**, Grand Rapids, MI
(US); **Kevin Dewald**, Spring Lake, MI
(US)

(73) Assignee: **Belwith International, Ltd.**, Grand
Rapids, MI (US)

(**) Term: **14 Years**

(21) Appl. No.: **29/277,090**

(22) Filed: **Feb. 13, 2007**

(51) **LOC (8) Cl.** **08-06**

(52) **U.S. Cl.** **D8/316; D8/305**

(58) **Field of Classification Search** D8/300,
D8/307, 310, 313, 315, 316; 16/110.1, 417,
16/441; 292/347

See application file for complete search history.

(56) **References Cited**

U.S. PATENT DOCUMENTS

963,053 A * 7/1910 Lockwood 16/441
D61,057 S * 6/1922 Walker D8/316

1,755,301 A * 4/1930 McCullough 16/417
D109,314 S * 4/1938 De vries D8/313
D169,532 S * 5/1953 Deadrick D8/319
D236,874 S * 9/1975 Raymond D8/317
5,499,427 A * 3/1996 Bowman 16/417
D396,179 S * 7/1998 Burns et al. D8/310
D545,664 S * 7/2007 Fields D8/310

* cited by examiner

Primary Examiner—Paula A Greene

(74) *Attorney, Agent, or Firm*—Perman & Green, LLP

(57) **CLAIM**

The ornamental design for cabinet handle, as shown and described.

DESCRIPTION

FIG. 1 is a perspective view of a first handle;

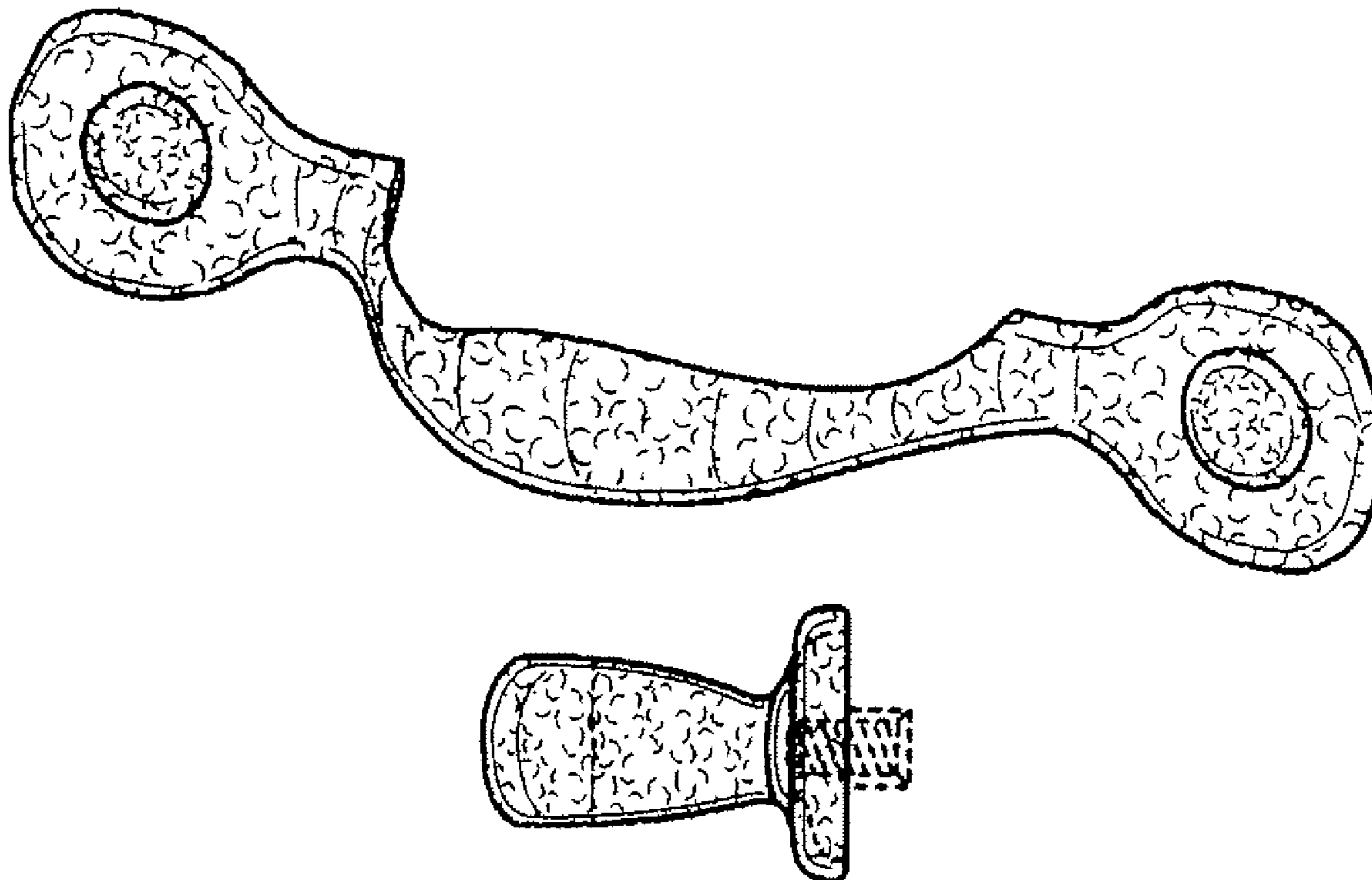
FIG. 2 is a top view of the handle shown in FIG. 1, the undisclosed bottom is not part of the claimed design;

FIG. 3 is a front view of a handle shown in FIG. 1;

FIG. 4 is a side view of the handle shown in FIG. 1, the opposite side is a mirror image.

The broken lines are included for the purposes of illustration and form no part of the claimed design.

1 Claim, 1 Drawing Sheet



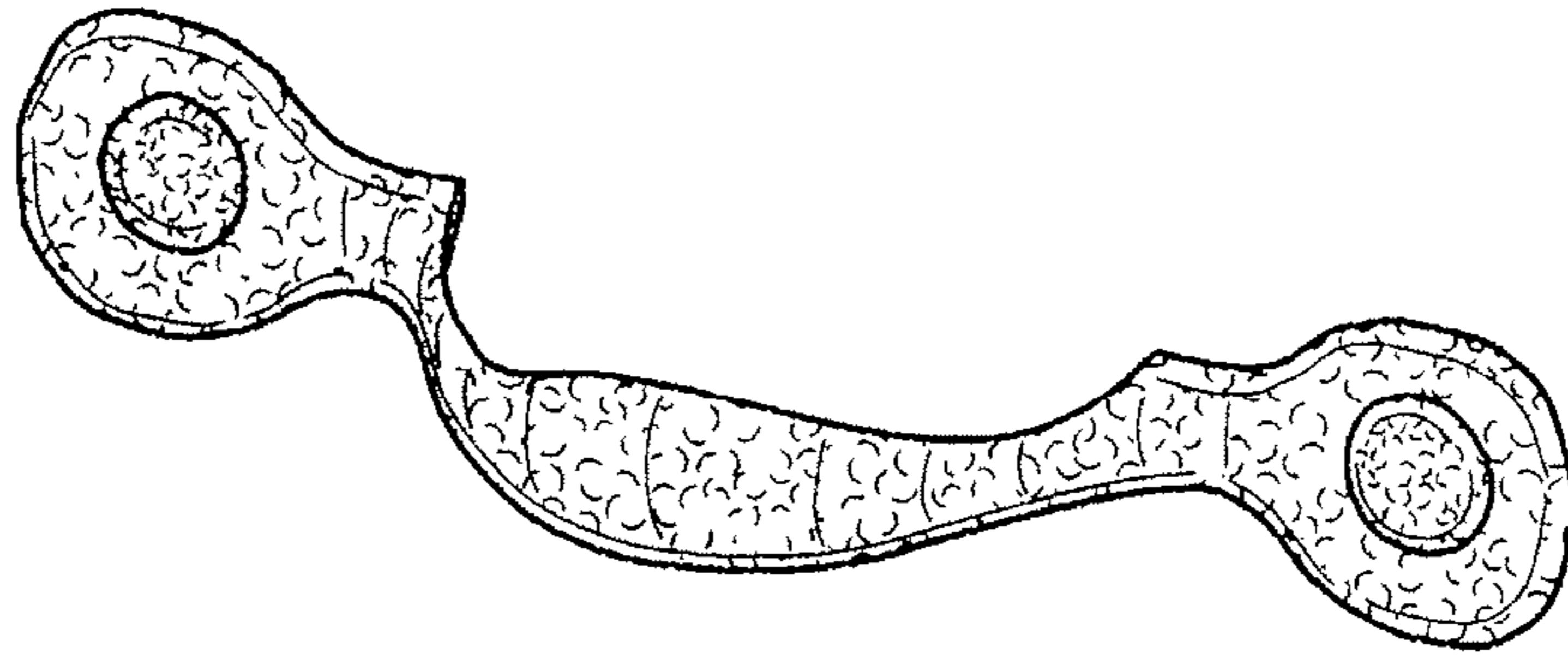


FIG. 1




FIG. 2

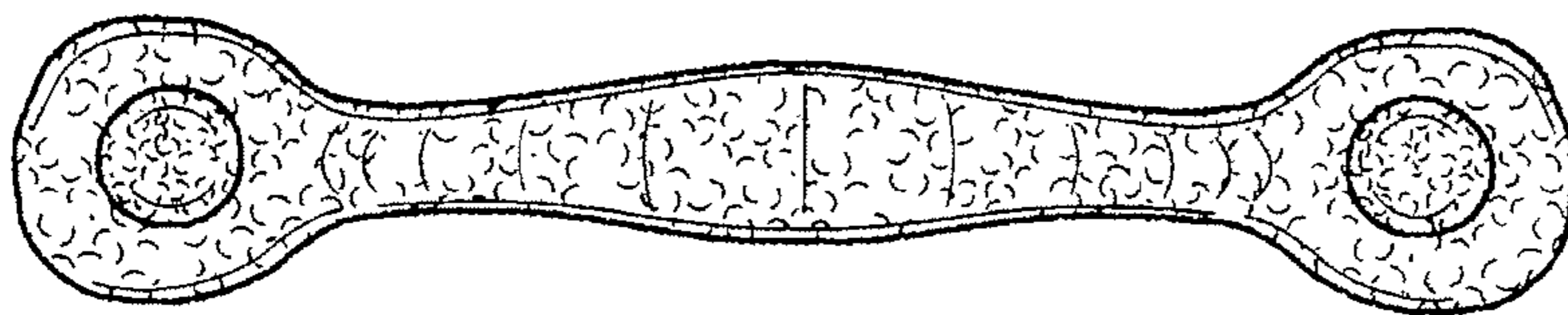


FIG. 3

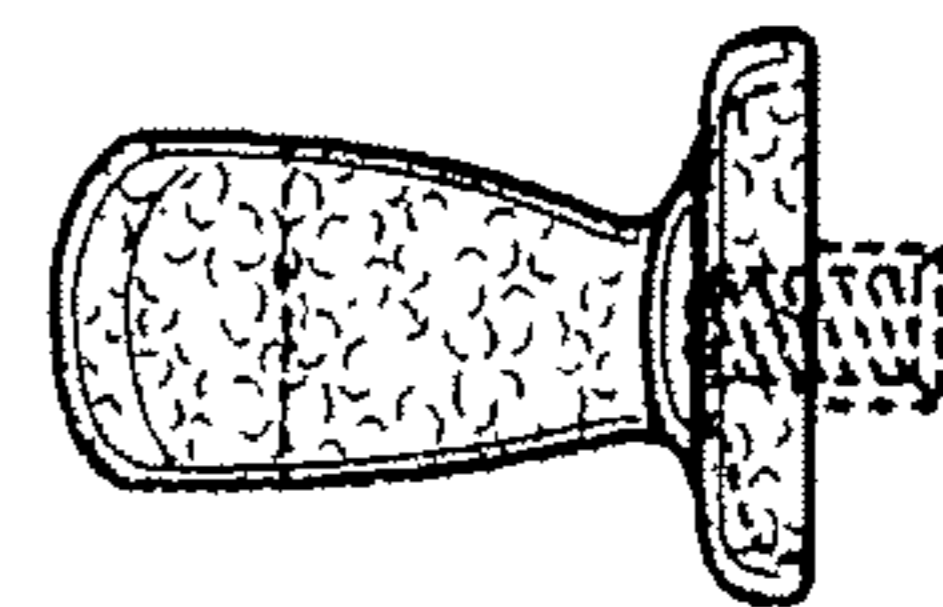


FIG. 4