

US00D579751S

(12) **United States Design Patent**  
**Hoernig**

(10) **Patent No.:** **US D579,751 S**

(45) **Date of Patent:** **\*\* Nov. 4, 2008**

(54) **KNOB**

(75) Inventor: **Victor Hoernig**, Lowell, IN (US)

(73) Assignee: **Liberty hardware Mfg. Corp.**,  
Winston-Salem, NC (US)

(\*\*) Term: **14 Years**

(21) Appl. No.: **29/291,653**

(22) Filed: **Sep. 7, 2007**

(51) **LOC (8) Cl.** ..... **08-06**

(52) **U.S. Cl.** ..... **D8/310; D8/305; D8/307**

(58) **Field of Classification Search** ..... **D8/300,**  
**D8/305, 307, 310, DIG. 2; 24/113 R, 113 MP;**  
**16/110.1; 292/336.4**

See application file for complete search history.

(56) **References Cited**

**U.S. PATENT DOCUMENTS**

D21,769 S *	8/1892	Christesen	.....	D8/305
D204,742 S *	5/1966	Aleks	.....	D8/310
D213,431 S *	3/1969	Stone	.....	D8/310

D471,073 S *	3/2003	Fields	.....	D8/310
D530,593 S *	10/2006	Kosasih et al.	.....	D8/310
D541,130 S *	4/2007	Fields	.....	D8/310
D543,087 S *	5/2007	Soriano et al.	.....	D8/310
D558,557 S *	1/2008	Jou	.....	D8/310
D574,212 S *	8/2008	Jou	.....	D8/305

\* cited by examiner

*Primary Examiner*—Paula Greene

(74) *Attorney, Agent, or Firm*—Edgar A. Zarins; Lloyd D. Doigan

(57) **CLAIM**

The ornamental design for a knob, as shown and described.

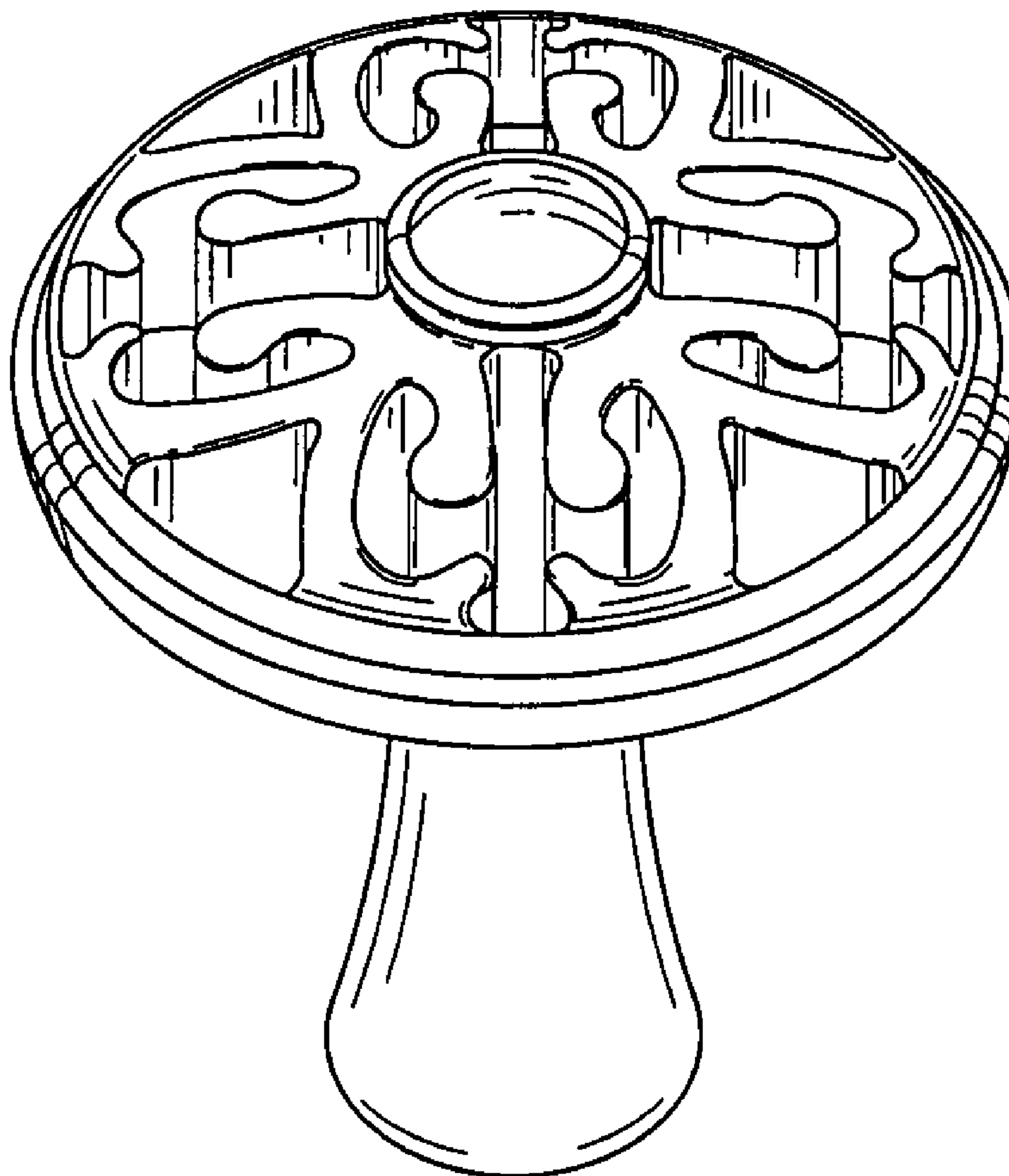
**DESCRIPTION**

FIG. 1 is a side perspective view of a knob showing my new design;

FIG. 2 is a front elevational view thereof, the undisclosed bottom is not part of the claimed design; and,

FIG. 3 is a side view thereof.

**1 Claim, 1 Drawing Sheet**



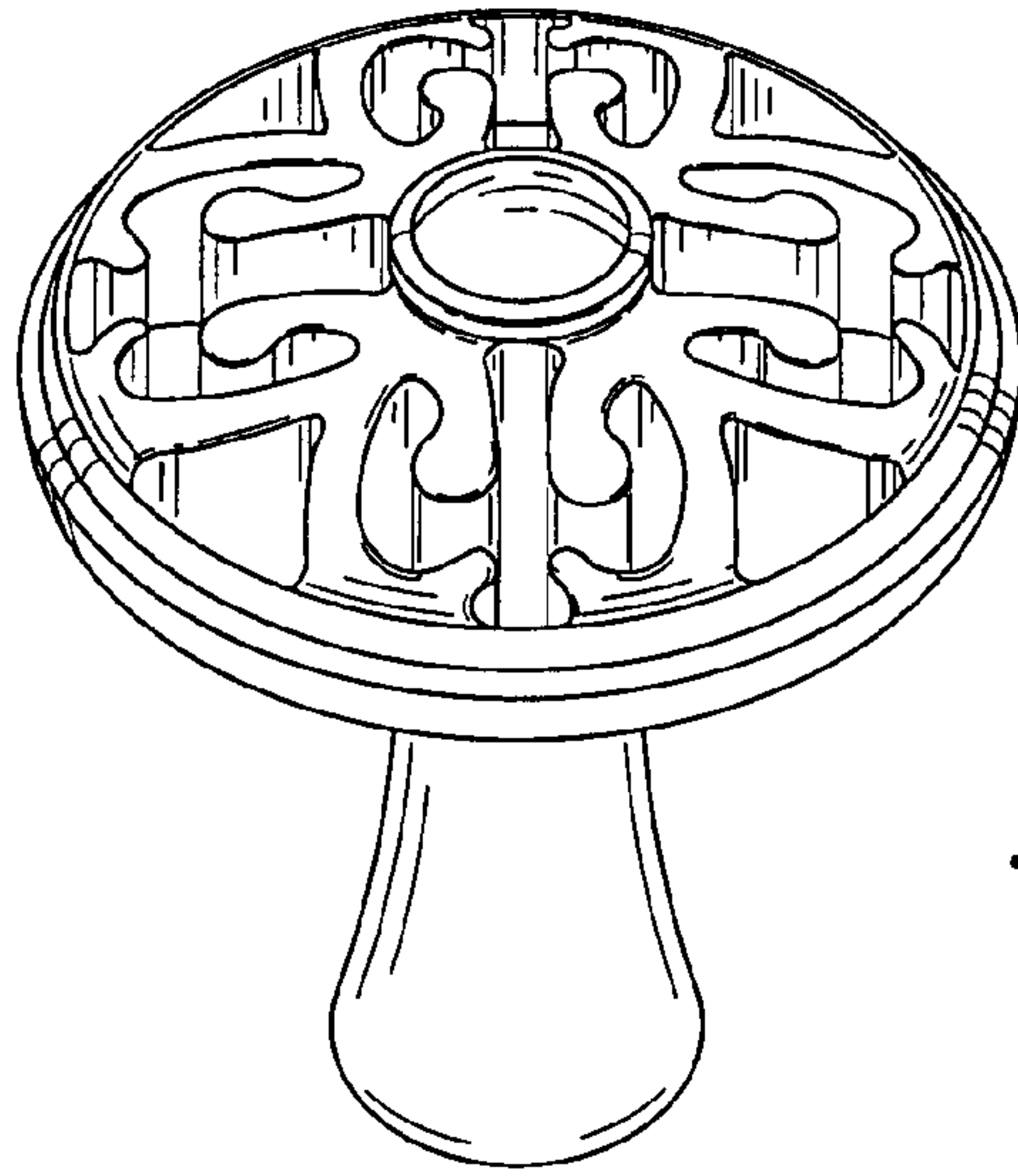


Fig-1




Fig-2

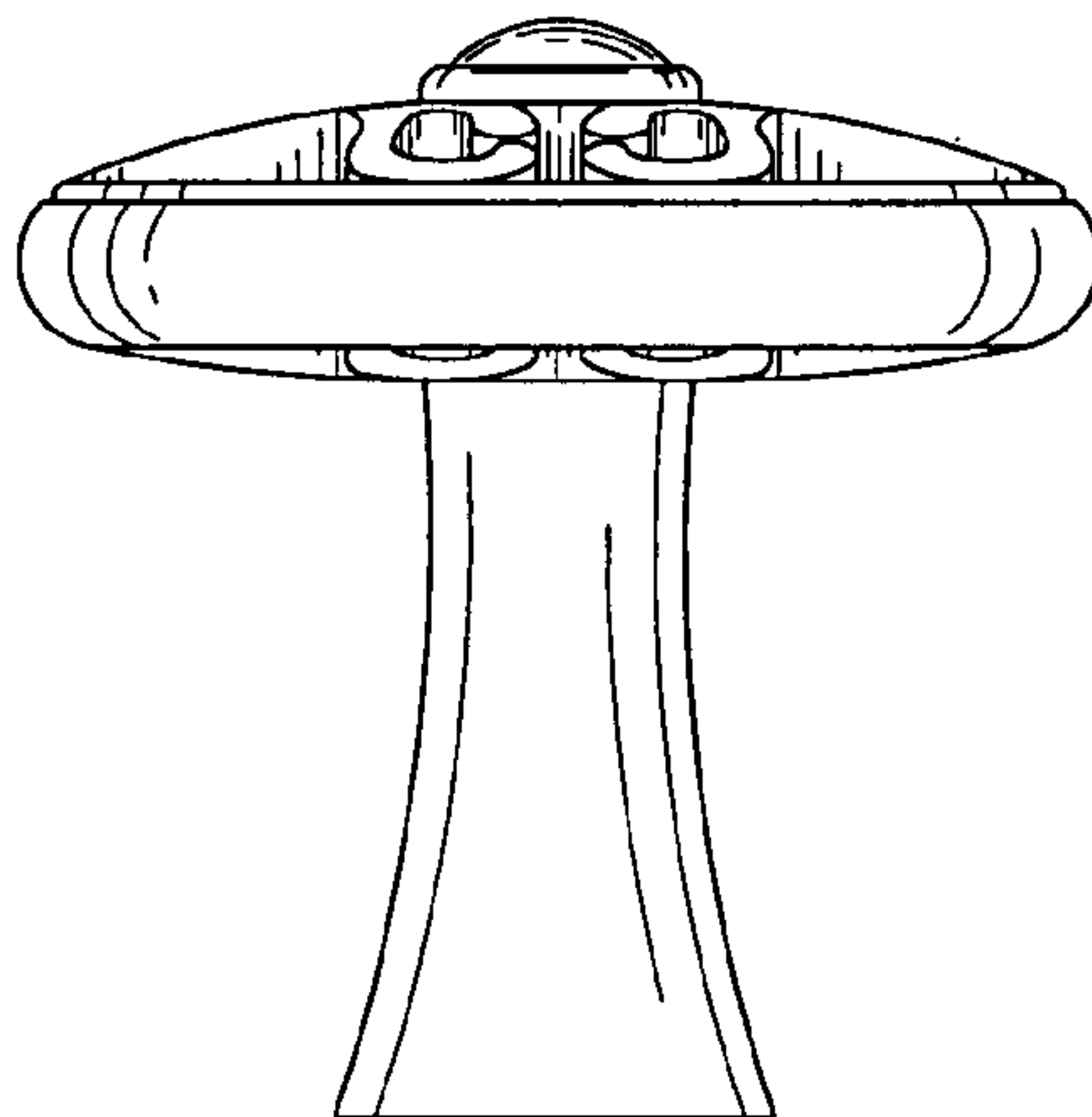


Fig-3