



US00D579749S

(12) **United States Design Patent**
Jou

(10) **Patent No.:** **US D579,749 S**

(45) **Date of Patent:** **** Nov. 4, 2008**

(54) **CABINET KNOB**

(75) Inventor: **Benjamin S. Jou**, Taichung (TW)

(73) Assignee: **Century Hardware, Inc.**, Taichung (TW)

(**) Term: **14 Years**

(21) Appl. No.: **29/284,407**

(22) Filed: **Sep. 7, 2007**

(51) **LOC (8) Cl.** **08-06**

(52) **U.S. Cl.** **D8/310; D8/307; D8/305**

(58) **Field of Classification Search** D8/305,
D8/307, 310, DIG. 1, 378; D6/578, 580;
D7/393, 395; D99/11; D23/252; 16/110.1,
16/417; 292/336.3

See application file for complete search history.

(56) **References Cited**

U.S. PATENT DOCUMENTS

D47,068 S *	3/1915	Burns	D8/307
D205,628 S *	8/1966	Bottom	D8/310
D206,373 S *	12/1966	James et al.	D8/310
D223,433 S *	4/1972	Miller	D8/305
D355,837 S *	2/1995	Chieda	D8/310

D368,639 S *	4/1996	Chieda	D8/310
D399,723 S *	10/1998	Burns et al.	D8/310
D442,462 S *	5/2001	Dewald et al.	D8/310
D526,883 S *	8/2006	Gilbert	D8/312
D537,319 S *	2/2007	Fields	D8/310
D542,116 S *	5/2007	Ricereto et al.	D8/310
D545,665 S *	7/2007	Ricereto et al.	D8/310

* cited by examiner

Primary Examiner—Paula A Greene

(74) *Attorney, Agent, or Firm*—Price Heneveld Cooper DeWitt & Litton LLP

(57) **CLAIM**

I claim the ornamental design for cabinet knob, as shown and described.

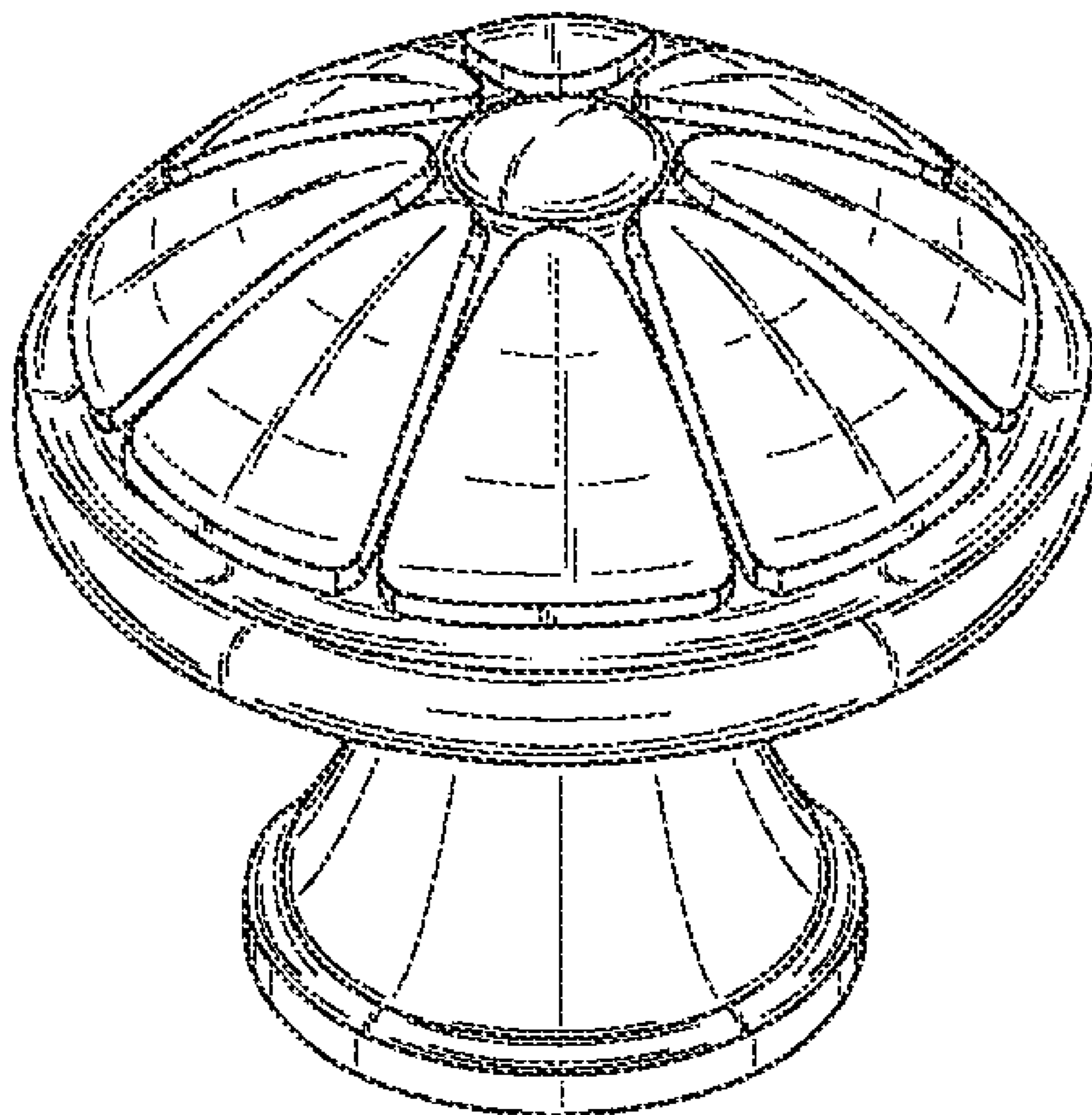
DESCRIPTION

FIG. 1 is a perspective view of a cabinet knob showing my new design;

FIG. 2 is a side view thereof, the opposite side is a mirror image; and,

FIG. 3 is a top plan view the undisclosed bottom is not part of the claimed design.

1 Claim, 1 Drawing Sheet



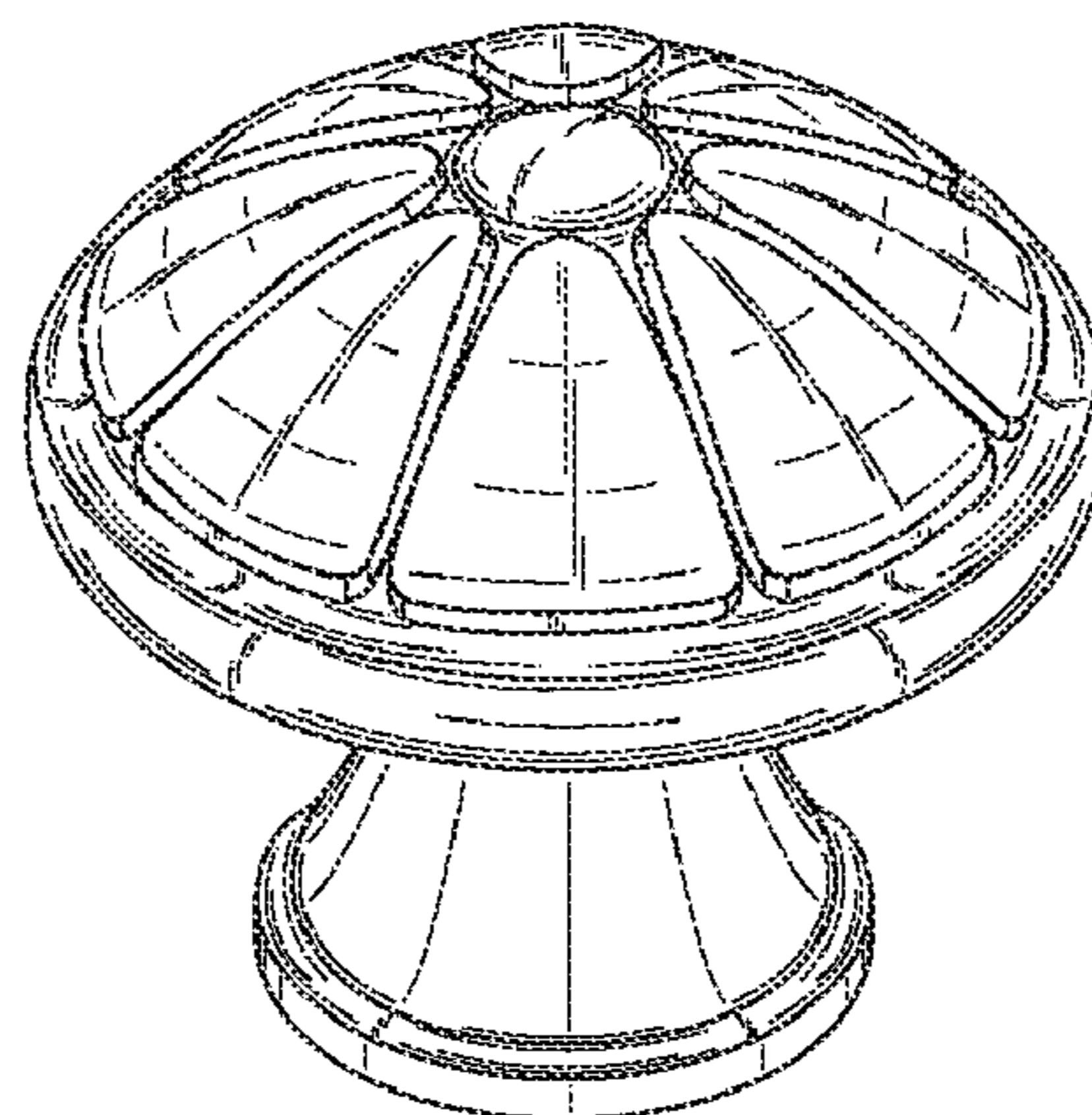


FIG. 1

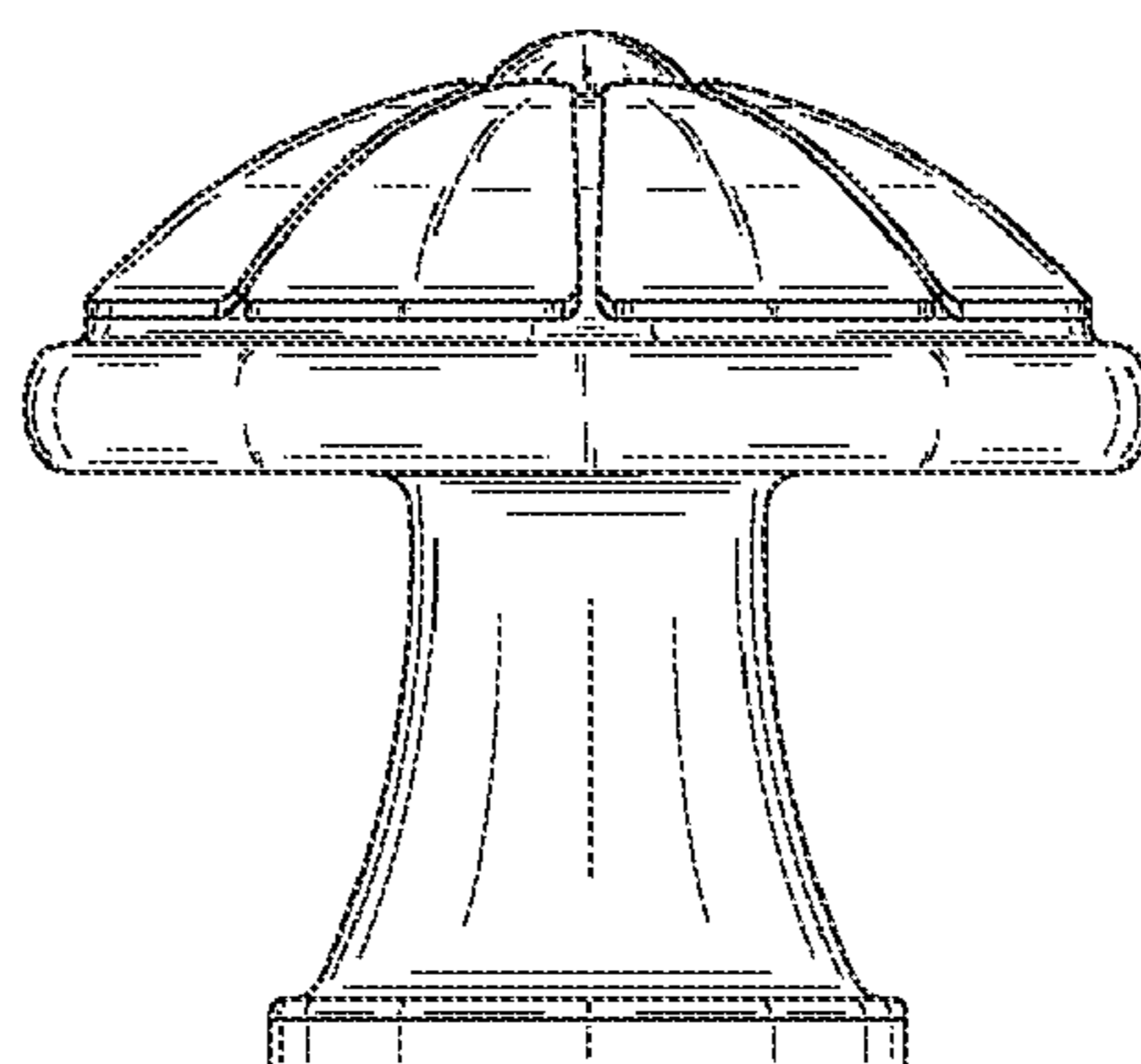


FIG. 2

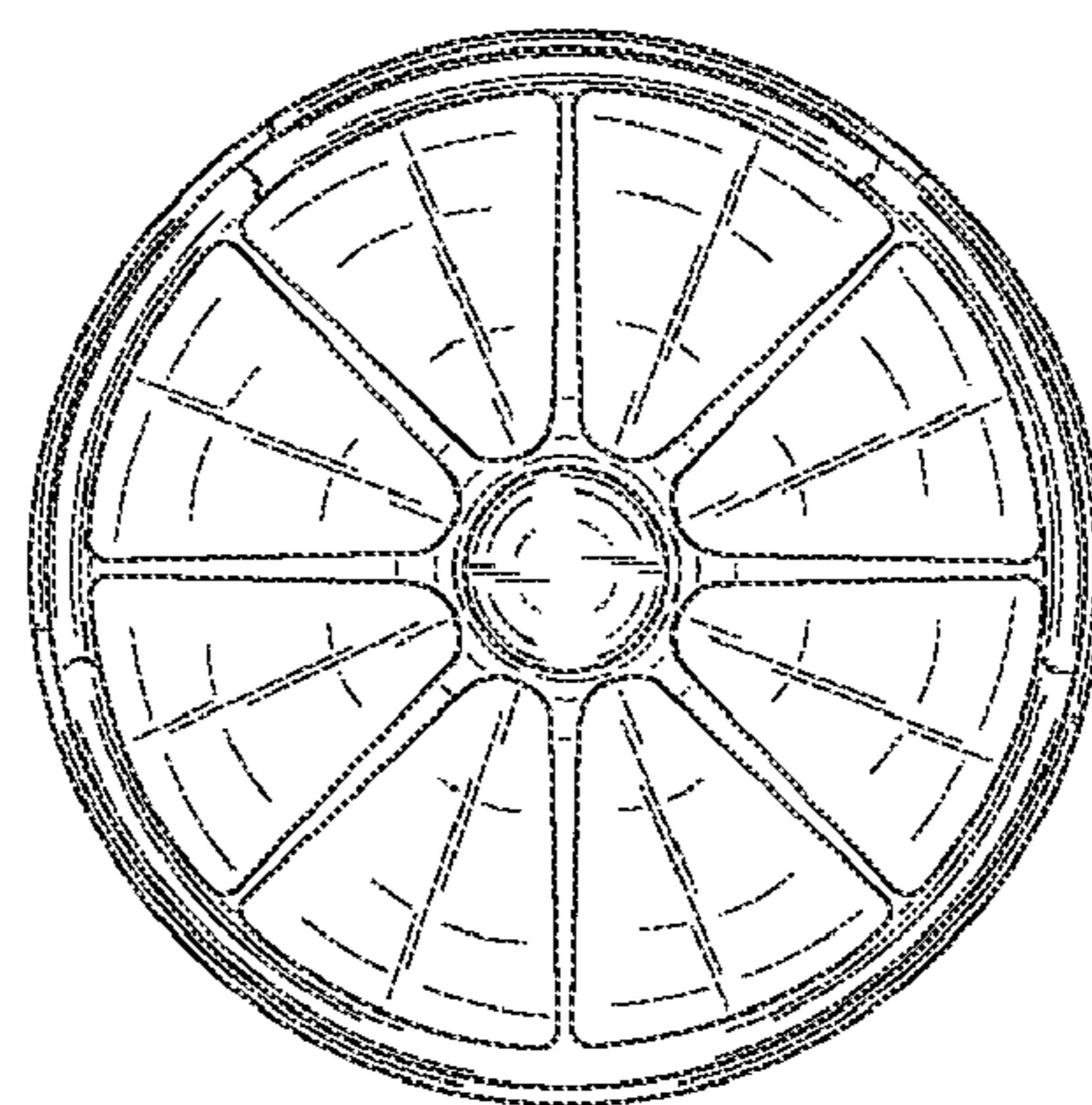


FIG. 3