



US00D579734S

(12) **United States Design Patent**
Holcomb

(10) **Patent No.:** **US D579,734 S**

(45) **Date of Patent:** **** Nov. 4, 2008**

(54) **SPOON**

(75) Inventor: **Christopher David Holcomb**, Oneida,
NY (US)

(73) Assignee: **Oneida Ltd.**, Oneida, NY (US)

(**) Term: **14 Years**

(21) Appl. No.: **29/317,930**

(22) Filed: **May 9, 2008**

(51) **LOC (8) Cl.** **07-03**

(52) **U.S. Cl.** **D7/654**

(58) **Field of Classification Search** D7/368,
D7/395, 401.2, 642-646, 649-653, 660-664,
D7/669, 675-676, 683, 688-692, 695-696,
D7/654; 30/137, 141-143, 147-150, 322-327,
30/329, 340, 342-346; 416/70 R
See application file for complete search history.

(56) **References Cited**

U.S. PATENT DOCUMENTS

D116,439 S * 9/1939 Allen et al. D7/662
D485,734 S * 1/2004 Junko D7/653

D489,947 S * 5/2004 Shane-Schuldt D7/661
D552,936 S * 10/2007 Shane-Schuldt D7/653
D553,448 S * 10/2007 Ito D7/653
D554,447 S * 11/2007 Ito D7/660
D569,197 S * 5/2008 Richmond D7/653

* cited by examiner

Primary Examiner—Caron D. Veynar

Assistant Examiner—Ricky Pham

(74) *Attorney, Agent, or Firm*—Marjama Muldoon Blasiak &
Sullivan LLP

(57) **CLAIM**

The ornamental design for a spoon, as shown and described.

DESCRIPTION

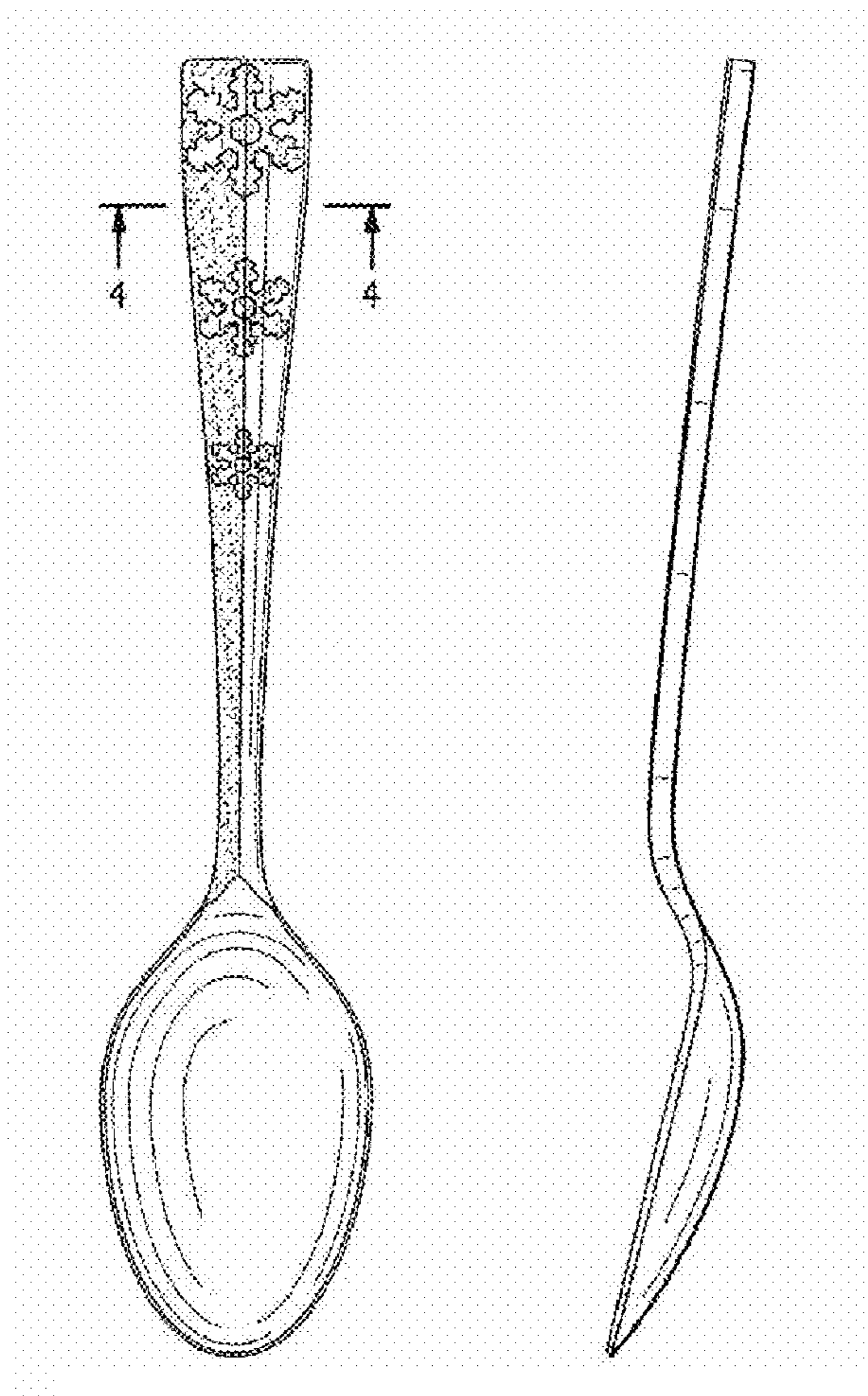
FIG. 1 is a top plan view of a spoon, illustrating my new design;

FIG. 2 is a right side view thereof, the left side view being a mirror image;

FIG. 3 is a bottom view thereof; and,

FIG. 4 is a cross-sectional view taken through line 4—4 of FIG. 1.

1 Claim, 1 Drawing Sheet



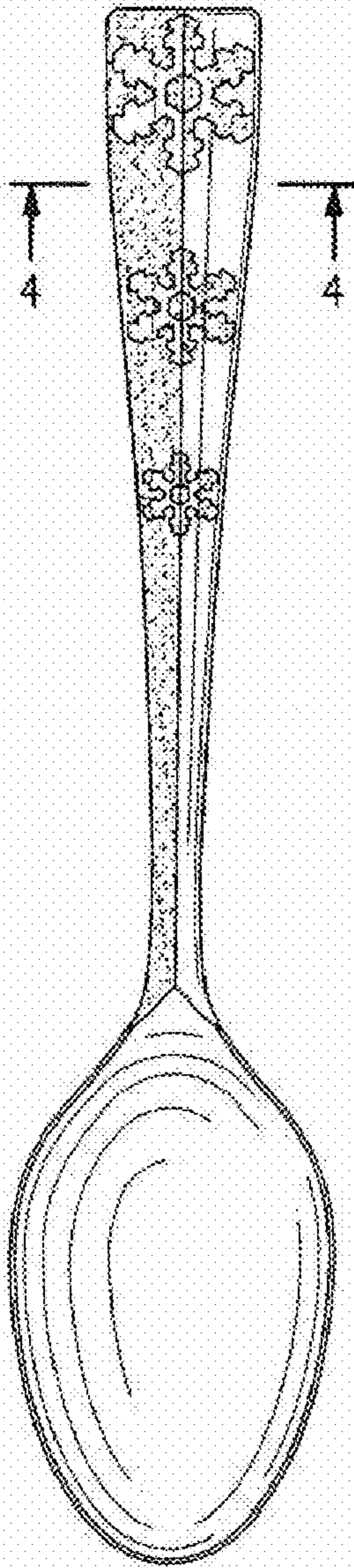


FIG. 1

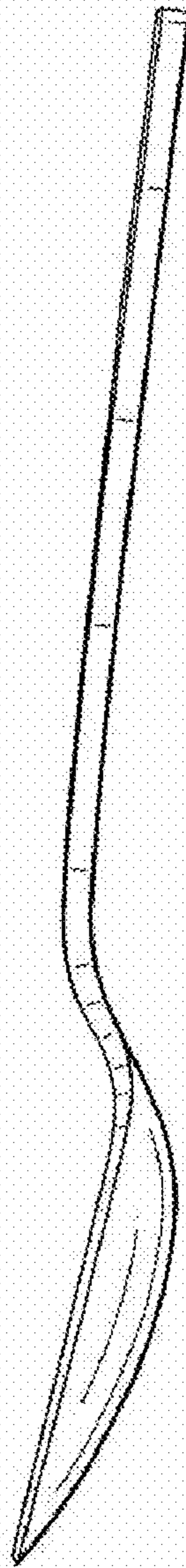


FIG. 2

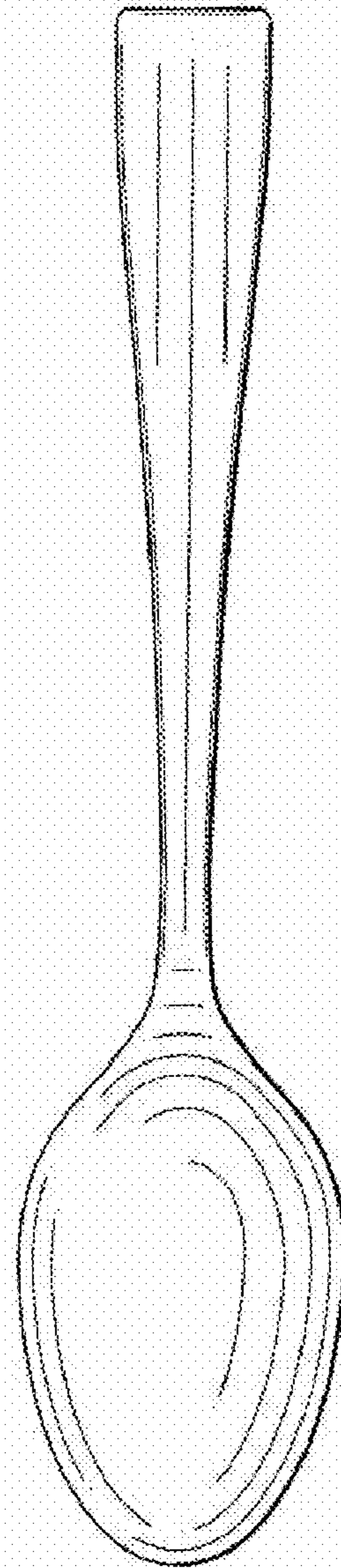


FIG. 3




FIG. 4