



US00D579731S

(12) **United States Design Patent**
Ono

(10) **Patent No.:** **US D579,731 S**
(45) **Date of Patent:** **** Nov. 4, 2008**

(54) **KNIFE BLADE**

(75) Inventor: **Takeshi Ono, Seki (JP)**

(73) Assignee: **Kai U.S.A., Ltd., Tualatin, OR (US)**

(**) Term: **14 Years**

(21) Appl. No.: **29/270,417**

(22) Filed: **Dec. 20, 2006**

(51) **LOC (8) Cl.** **07-03**

(52) **U.S. Cl.** **D7/649**

(58) **Field of Classification Search** D4/138;
D7/354, 387, 393, 395, 401.2, 642-653, 662-664,
D7/688, 695-696; D8/10, 36, 75, 80, 83,
D8/87, 97-99, 102, 107, 300, 303; D22/118;
D29/119; 30/123.5-123.7, 124-125, 128,
30/142-143, 147-149, 169, 304, 316, 329,
30/340, 342-346, 353, 355, 394; 473/302
See application file for complete search history.

(56) **References Cited**

U.S. PATENT DOCUMENTS

2,492,096	A	12/1949	Juengst	30/344
3,488,845	A	1/1970	Tausendfreundt	30/355
4,203,213	A	5/1980	Mollica	30/343
D269,244	S *	6/1983	Becher et al.	D7/650
D274,399	S	6/1984	Olsen, Jr.	D7/152
D302,092	S *	7/1989	Cohen et al.	D7/650
4,955,139	A	9/1990	Clotten et al.	30/340
D317,847	S	7/1991	Loveless	D7/649
D318,002	S	7/1991	Loveless	D7/693
D324,326	S *	3/1992	Lu	D7/650
D358,968	S *	6/1995	Hirai	D7/649
D368,001	S *	3/1996	Cohen et al.	D7/650
D400,059	S *	10/1998	Cohen et al.	D7/649
D448,253	S *	9/2001	Staib et al.	D7/649
D454,768	S	3/2002	Onion	D8/99
D455,937	S *	4/2002	Huebner	D7/649
6,564,685	B1	5/2003	Beaton	83/609
D479,104	S	9/2003	Onion	D7/649

D483,625	S *	12/2003	Chien	D7/649
D539,082	S *	3/2007	Molayem	D7/393
D539,083	S *	3/2007	Molayem	D7/393
D539,616	S	4/2007	Taylor et al.	D7/649
D553,916	S *	10/2007	Ono	D7/649
D554,437	S *	11/2007	Ono	D7/649
D554,438	S *	11/2007	Ono	D7/649
D554,948	S	11/2007	Onion	D7/649
D557,081	S *	12/2007	Hadj-Chikh et al.	D7/649
D559,044	S	1/2008	Ono	D7/649
D559,045	S	1/2008	Ono	D7/649
D559,046	S	1/2008	Onion	D7/649
D559,631	S	1/2008	Onion	D7/649
D564,305	S *	3/2008	Chisholm	D7/649

OTHER PUBLICATIONS

Pattern on Shun Knife, on sale at least as early as Dec. 2005.
A. G. Russell Knife on sale at least as early as Feb., 2006.

* cited by examiner

Primary Examiner—Caron D. Veynar

Assistant Examiner—Ricky Pham

(74) *Attorney, Agent, or Firm*—Seed Intellectual Property Law Group PLLC

(57) **CLAIM**

The ornamental design for a knife blade, as shown and described.

DESCRIPTION

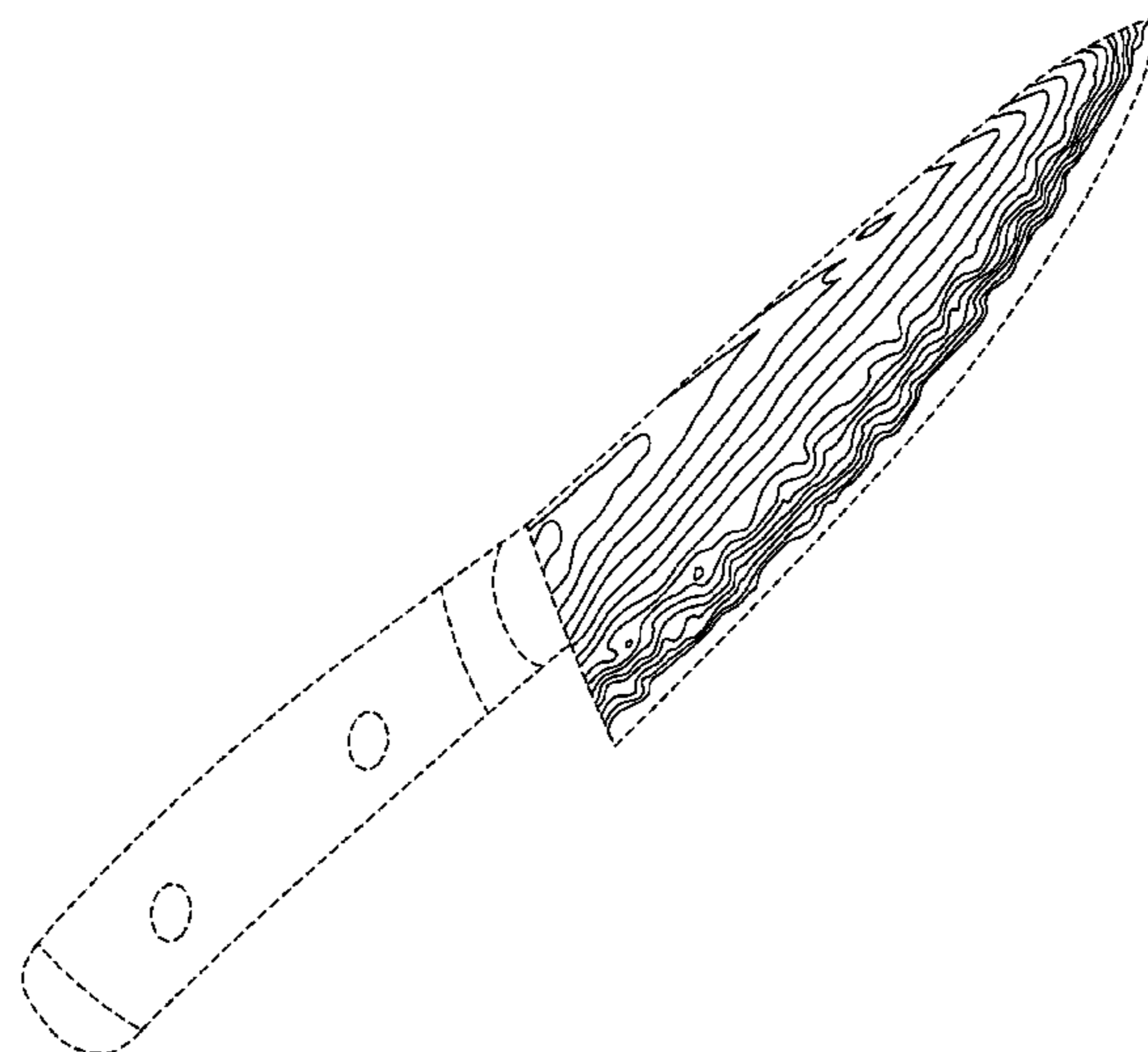
FIG. 1 is a perspective view of a knife blade showing my new design;

FIG. 2 is a left side elevational view thereof; and,

FIG. 3 is a right side elevational view thereof, the top plan, bottom plan, front elevational and rear elevational views being devoid of ornamentation.

The broken lines in the figures indicate environmental structure and define the bounds of the claimed design, and form no part thereof.

1 Claim, 2 Drawing Sheets



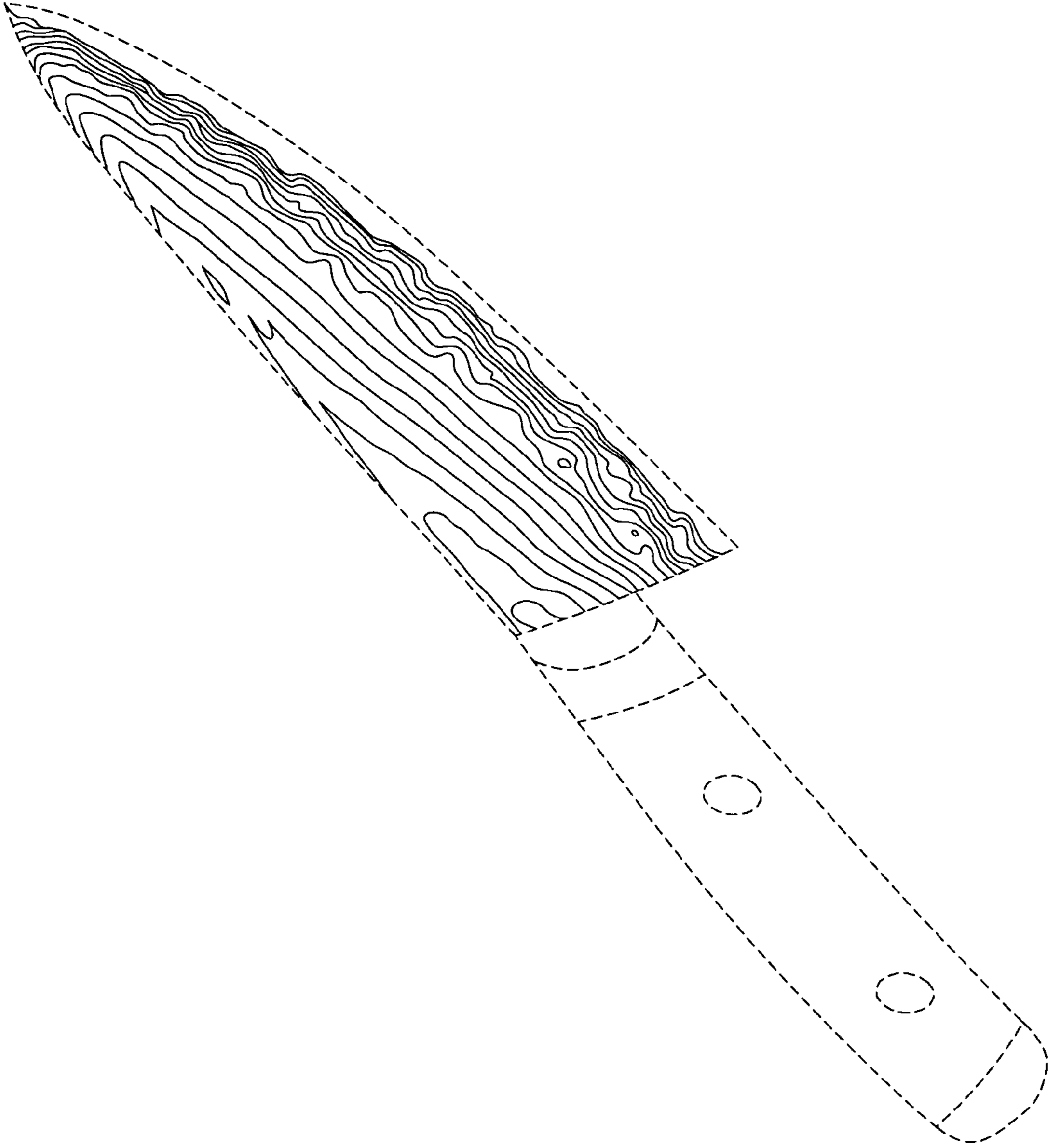


FIG. 1

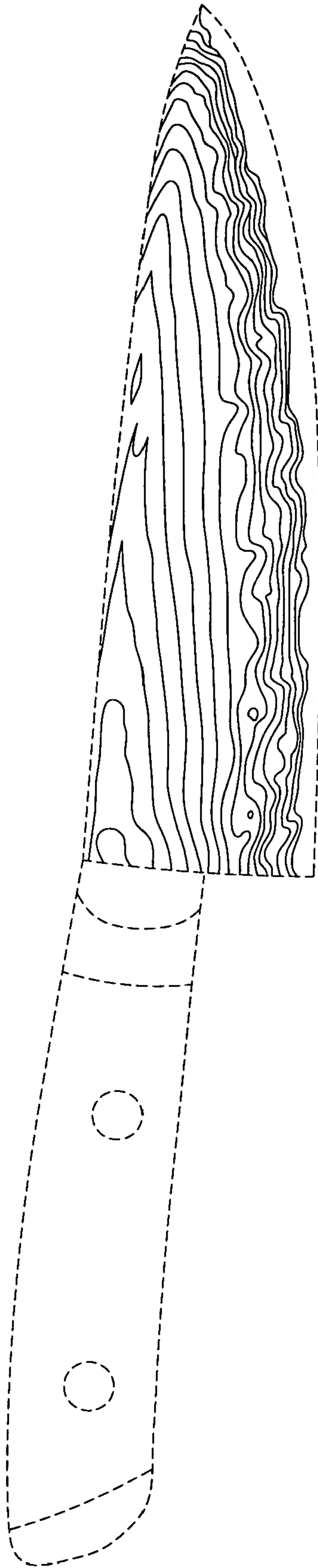


FIG. 2

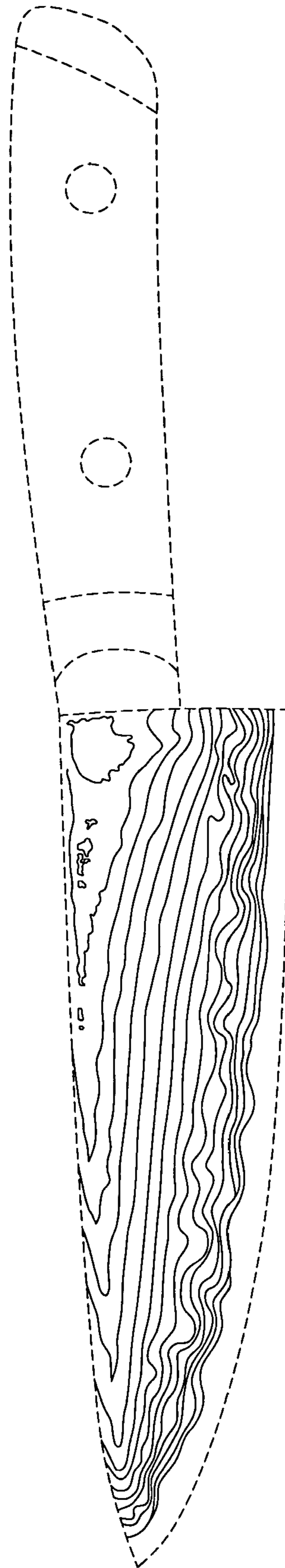


FIG. 3