



US00D579720S

(12) **United States Design Patent**
Rohe

(10) **Patent No.:** **US D579,720 S**

(45) **Date of Patent:** **** Nov. 4, 2008**

(54) **TRAVEL MUG WITH TWIST CLOSURE LID**

(76) Inventor: **Jeffrey T. Rohe**, P.O. Box 166, Medina,
OH (US) 44258

(**) Term: **14 Years**

(21) Appl. No.: **29/277,610**

(22) Filed: **Mar. 2, 2007**

(51) **LOC (8) Cl.** **07-01**

(52) **U.S. Cl.** **D7/510; D7/509; D7/608**

(58) **Field of Classification Search** D7/392.1,
D7/500, 509-511, 523, 538, 312, 316, 533,
D7/536, 532; D9/500, 537, 545; 62/457.3;
215/200, 387, DIG. 7; 220/711, 719, 298,
220/592.16, 592.17, 703; 229/404

See application file for complete search history.

(56) **References Cited**

U.S. PATENT DOCUMENTS

D38,167 S *	8/1906	Wintermann	D9/500
1,197,389 A *	9/1916	Newton	215/383
1,832,806 A *	11/1931	Dawson	215/43
D120,587 S *	5/1940	Hinkins	D9/500
D357,414 S *	4/1995	Kornick et al.	D9/776
5,588,561 A	12/1996	Ness		
D377,293 S	1/1997	Husted		
D399,392 S	10/1998	Husted		
D407,597 S *	4/1999	Diehl	D7/317
D433,599 S	11/2000	Kristiansen et al.		
D436,501 S *	1/2001	Huang	D7/608
D442,029 S	5/2001	Otake		
D443,821 S *	6/2001	Bakic	D9/500
D446,121 S *	8/2001	Maddy	D9/500
D453,446 S	2/2002	Bodum		
D457,035 S	5/2002	Hurlbut		
D457,395 S	5/2002	Gluck		
D458,081 S	6/2002	Bodum		
D458,844 S	6/2002	Shea		

D459,992 S	7/2002	Olsen		
D460,894 S	7/2002	Ziegenfus et al.		
D462,236 S	9/2002	Hurlbut		
D476,193 S	6/2003	Janky		
D478,779 S	8/2003	Stamper, III et al.		
D480,267 S	10/2003	Freed et al.		
D482,933 S	12/2003	Norris et al.		
D483,611 S *	12/2003	Diak Ghanem	D7/523
D483,615 S	12/2003	Norris et al.		
D486,996 S	2/2004	Karp		
D488,348 S *	4/2004	Liu	D7/523
D488,376 S	4/2004	Chung		
D490,272 S	5/2004	Rohe		
D492,157 S	6/2004	Bodum		
D502,844 S	3/2005	Rohe		
D549,596 S *	8/2007	Ioannides et al.	D9/776
D553,308 S *	10/2007	Klein	D30/199

* cited by examiner

Primary Examiner—Philip Hyder

Assistant Examiner—Cynthia Underwood

(74) *Attorney, Agent, or Firm*—Hahn Loeser & Parks LLP

(57) **CLAIM**

The ornamental design for a travel mug with twist closure lid, as shown and described.

DESCRIPTION

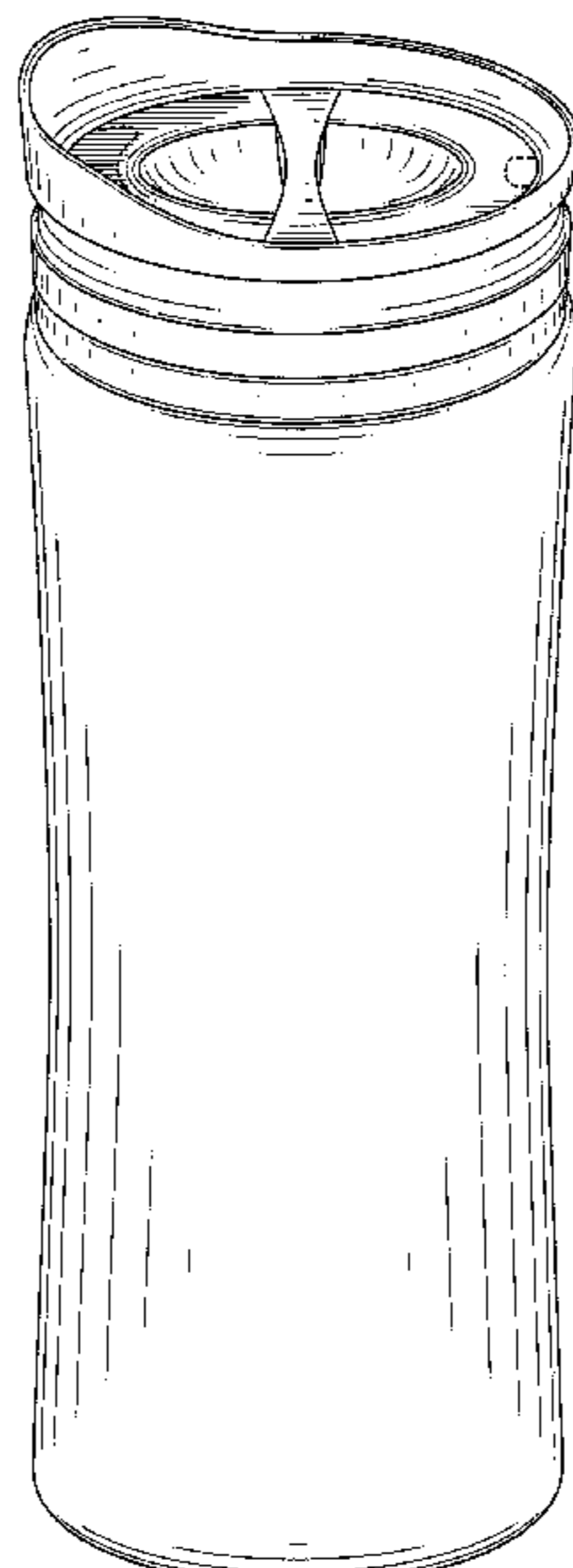
FIG. 1 is a perspective view of a travel mug with twist closure lid.

FIG. 2 is a right side view of the travel mug with twist closure lid illustrated in FIG. 1, the left side view being a mirror image thereof; and,

FIG. 3 is a top view of the travel mug with twist closure lid illustrated in FIG. 1.

The broken lines shown in FIGS. 1 and 3 are for illustrative purposes only and form no part of the claimed invention.

1 Claim, 3 Drawing Sheets



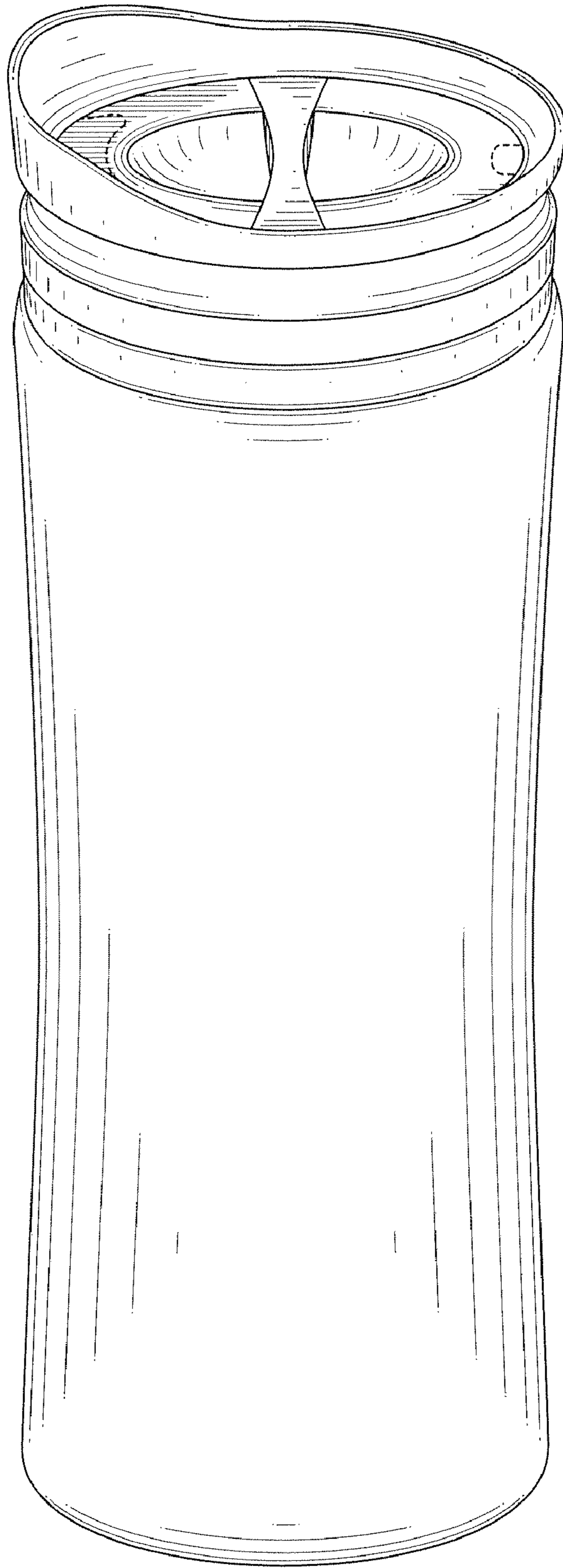


FIG. 1

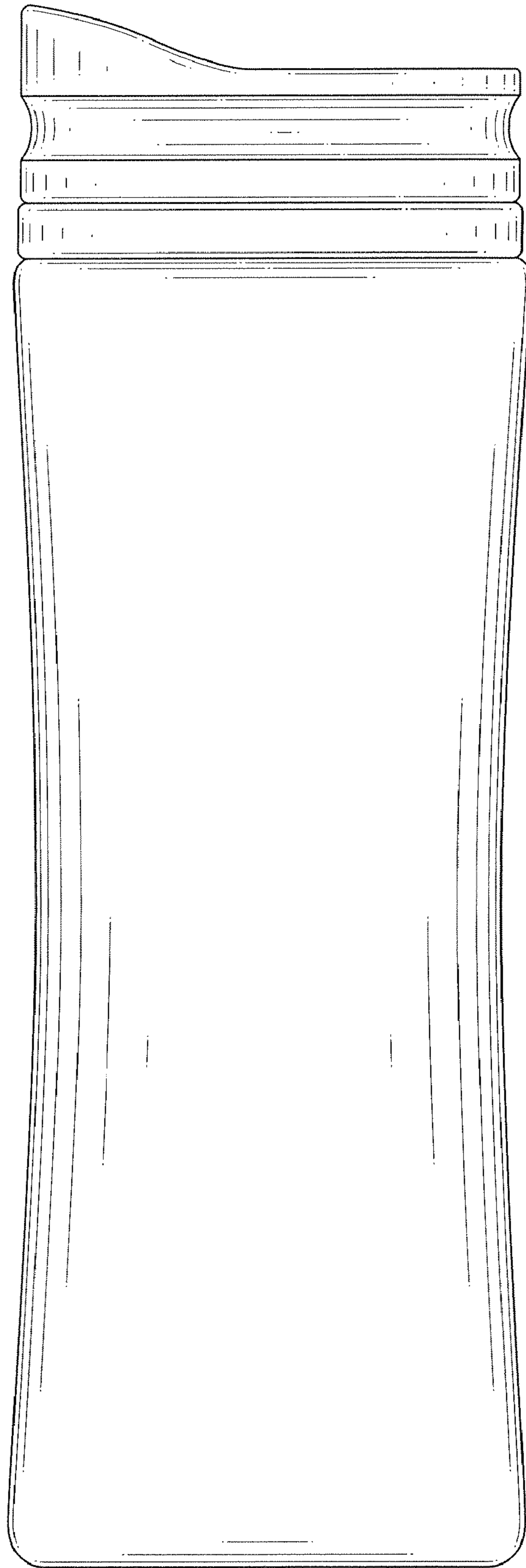


FIG. 2

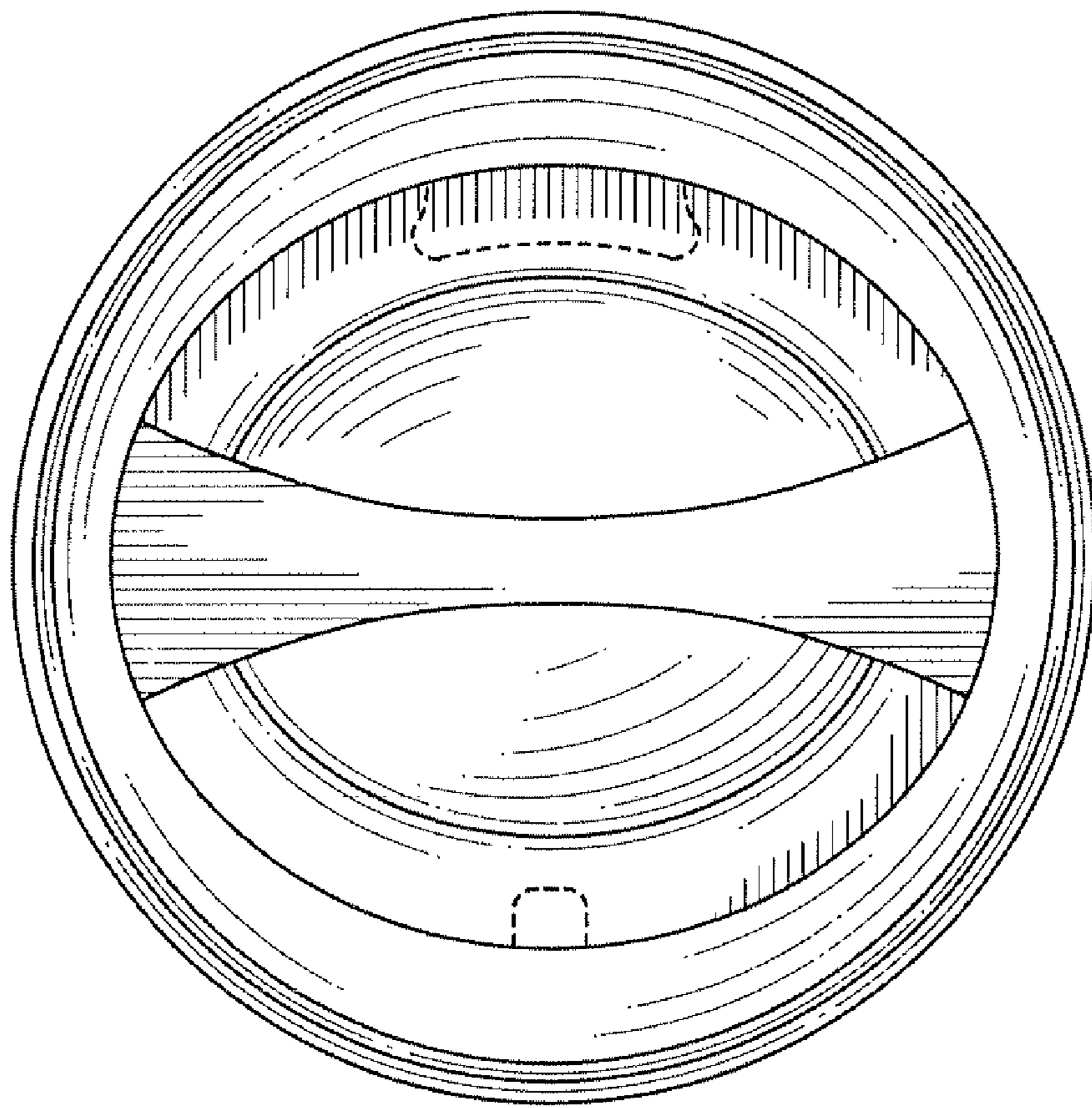


FIG. 3