



US00D579711S

(12) **United States Design Patent**  
**Vendl et al.**

(10) **Patent No.:** **US D579,711 S**  
(45) **Date of Patent:** **\*\* Nov. 4, 2008**

(54) **BAKING CUP**

(75) Inventors: **Lynn Vendl**, Woodridge, IL (US); **Lou Henry**, New York, NY (US)

(73) Assignee: **Wilton Industries, Inc.**, Woodridge, IL (US)

(\*\*) Term: **14 Years**

(21) Appl. No.: **29/295,182**

(22) Filed: **Sep. 21, 2007**

(51) **LOC (8) Cl.** ..... **07-02**

(52) **U.S. Cl.** ..... **D7/354**

(58) **Field of Classification Search** ..... D1/101-105,  
D1/116, 118, 122; D7/323, 354-361, 400,  
D7/515, 523, 531, 554.1-554.2, 565-566;  
D9/428-429, 617, 643; D11/149, 152, 154;  
D21/623, 627, 632, 593-594; D23/309;  
96/148; 210/474, 489; 220/671-673; 229/400  
See application file for complete search history.

(56) **References Cited**

**U.S. PATENT DOCUMENTS**

3,363,406	A *	1/1968	Miller	.....	96/148
D234,941	S *	4/1975	Gottsegen	.....	D9/617
4,221,670	A *	9/1980	Ziemek	.....	210/474
D320,634	S *	10/1991	Fortune et al.	.....	D21/627
D353,857	S *	12/1994	Salata	.....	D21/632

D402,739	S *	12/1998	Mc Clements	.....	D23/309
D424,369	S *	5/2000	Bielfeldt et al.	.....	D7/400
D451,156	S *	11/2001	Gouacide et al.	.....	D21/632
D455,608	S *	4/2002	McWilliams	.....	D7/400
D480,269	S *	10/2003	Currier	.....	D7/515
D521,872	S *	5/2006	Wu	.....	D9/643
D545,113	S *	6/2007	Lion et al.	.....	D7/354
D552,409	S *	10/2007	Vendl et al.	.....	D7/354

\* cited by examiner

*Primary Examiner*—Caron D. Veynar

*Assistant Examiner*—Ricky Pham

(74) *Attorney, Agent, or Firm*—DLA Piper US LLP; R. Blake Johnston

(57) **CLAIM**

The ornamental design for a novelty baking cup, as shown and described.

**DESCRIPTION**

FIG. 1 is a perspective view of the novelty baking cup;  
FIG. 2 is a front elevational view of the novelty baking cup;  
FIG. 3 is a rear elevational view of the novelty baking cup;  
FIG. 4 is a left side elevational view of the novelty baking cup, the opposite side of which is an identical mirror image;  
FIG. 5 is a top plan view of the novelty baking cup; and,  
FIG. 6 is a bottom plan view of the novelty baking cup.

**1 Claim, 4 Drawing Sheets**





FIG. 1

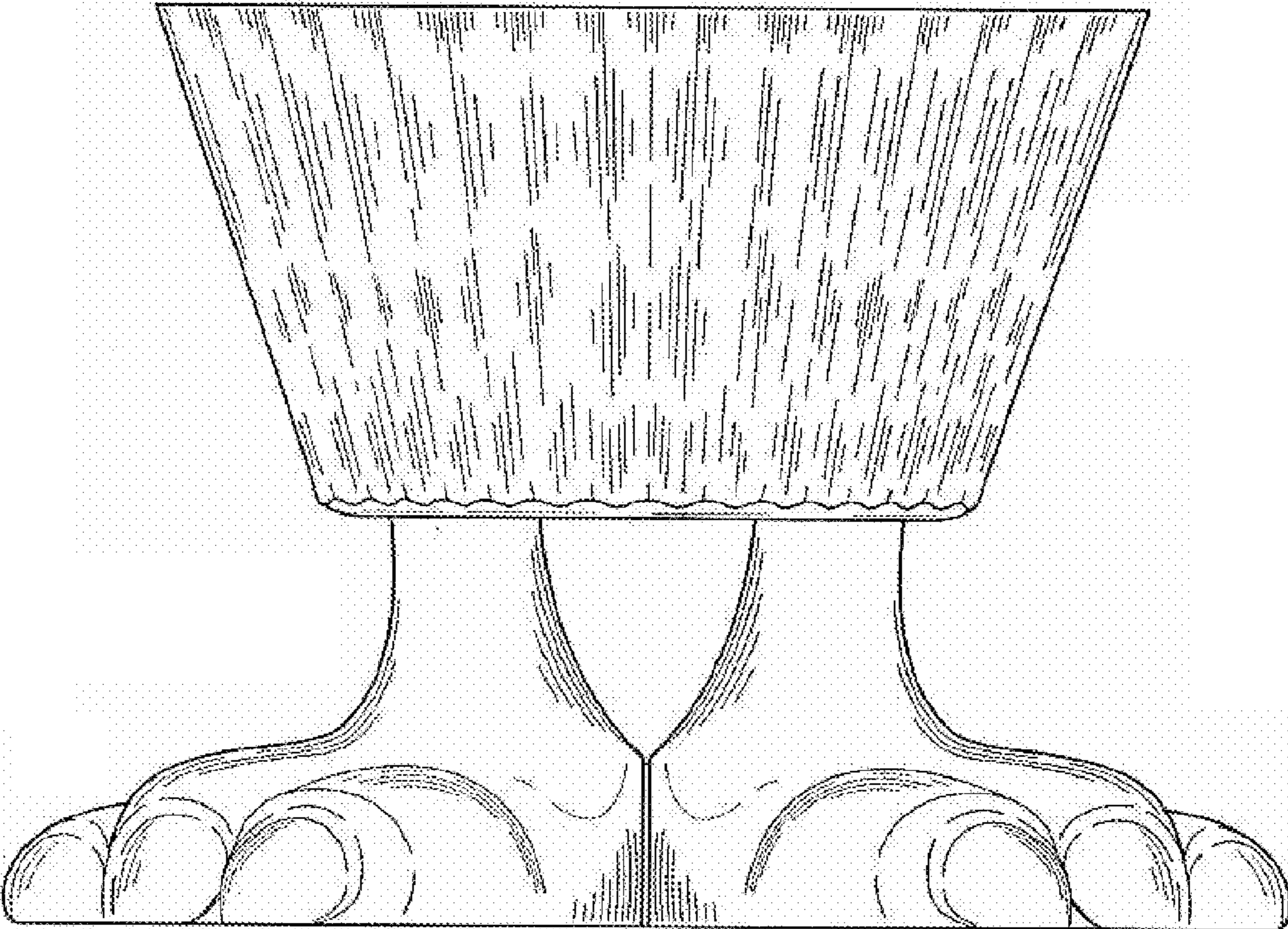


FIG. 2

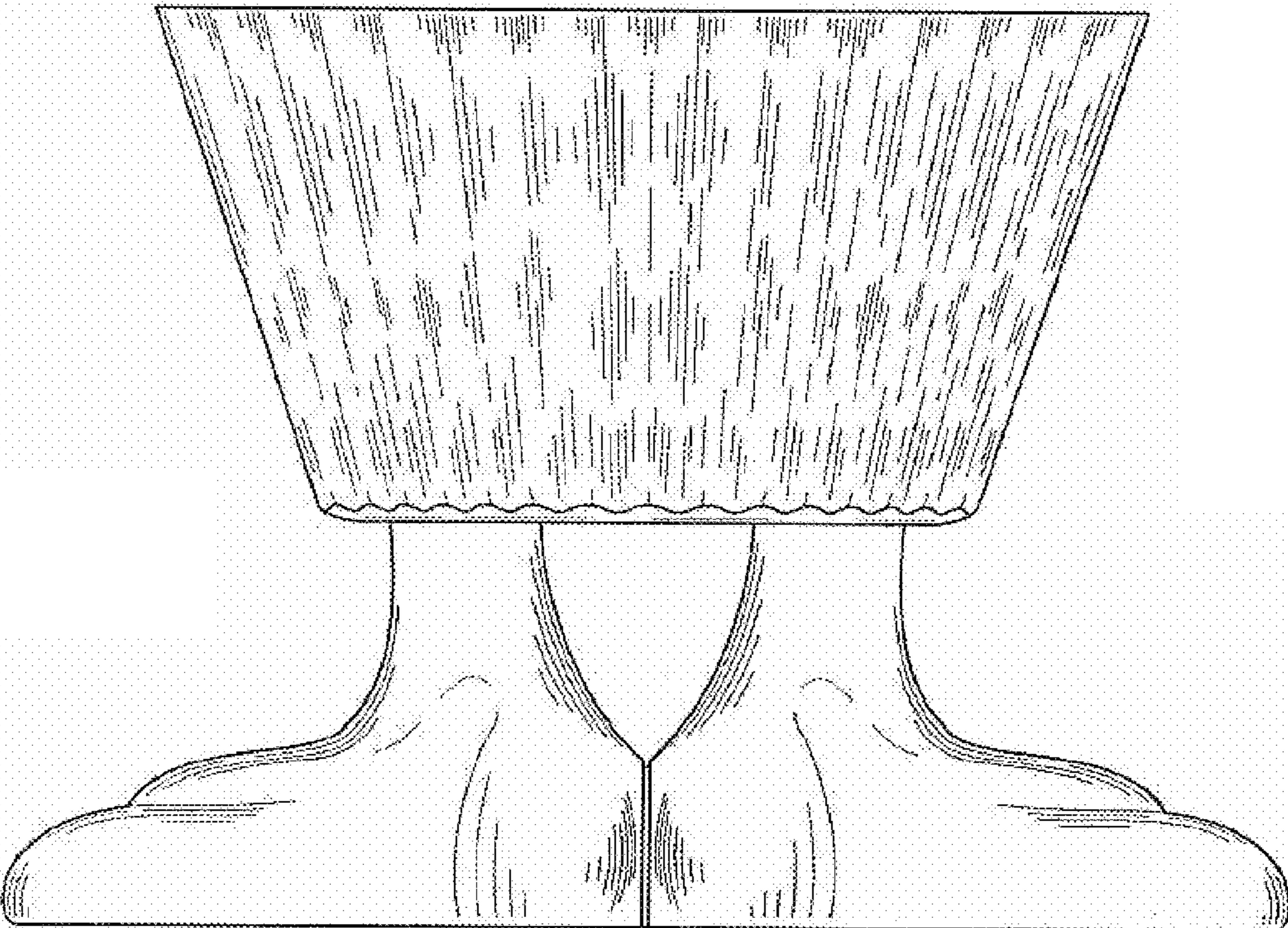


FIG. 3

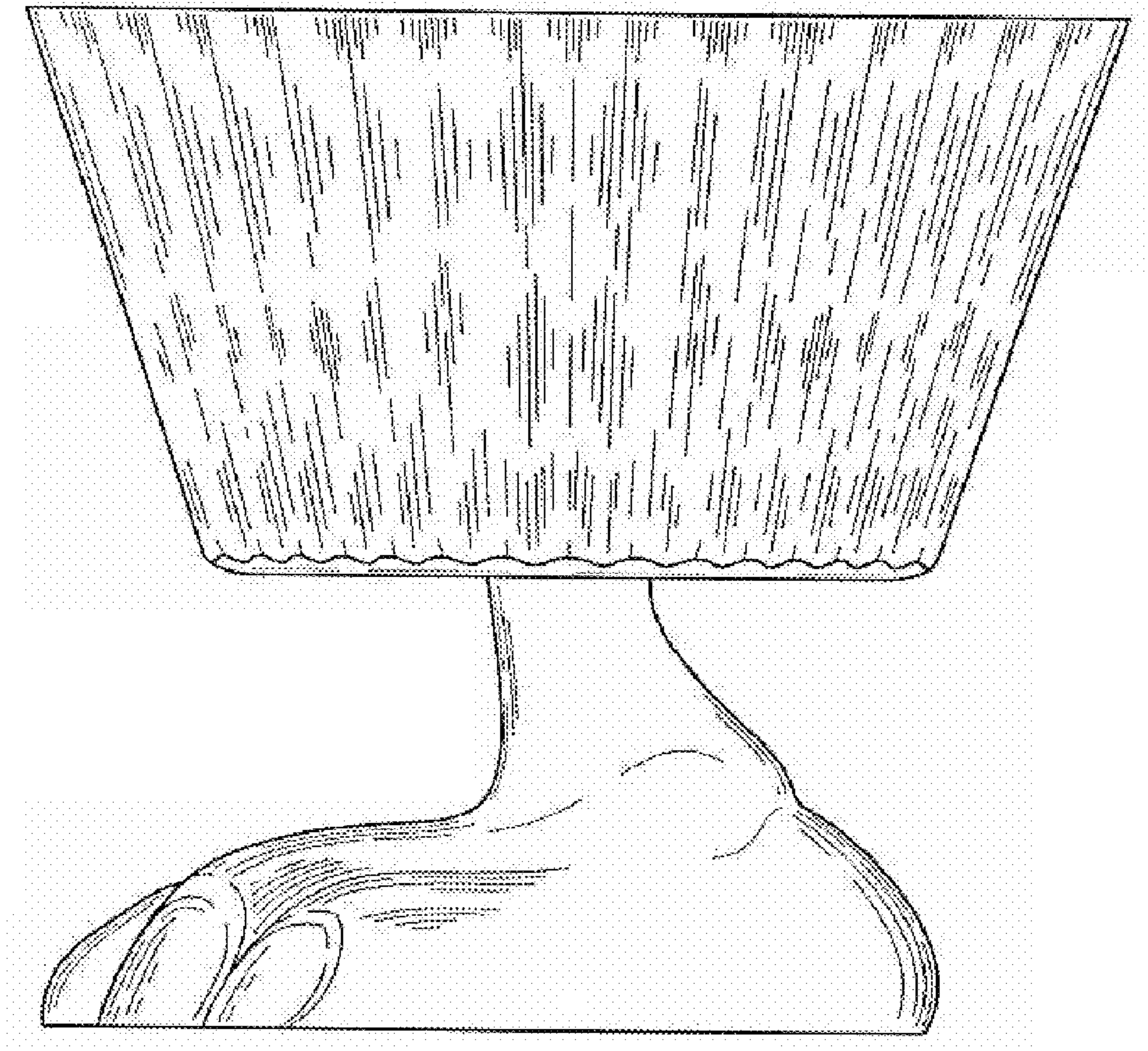


FIG. 4

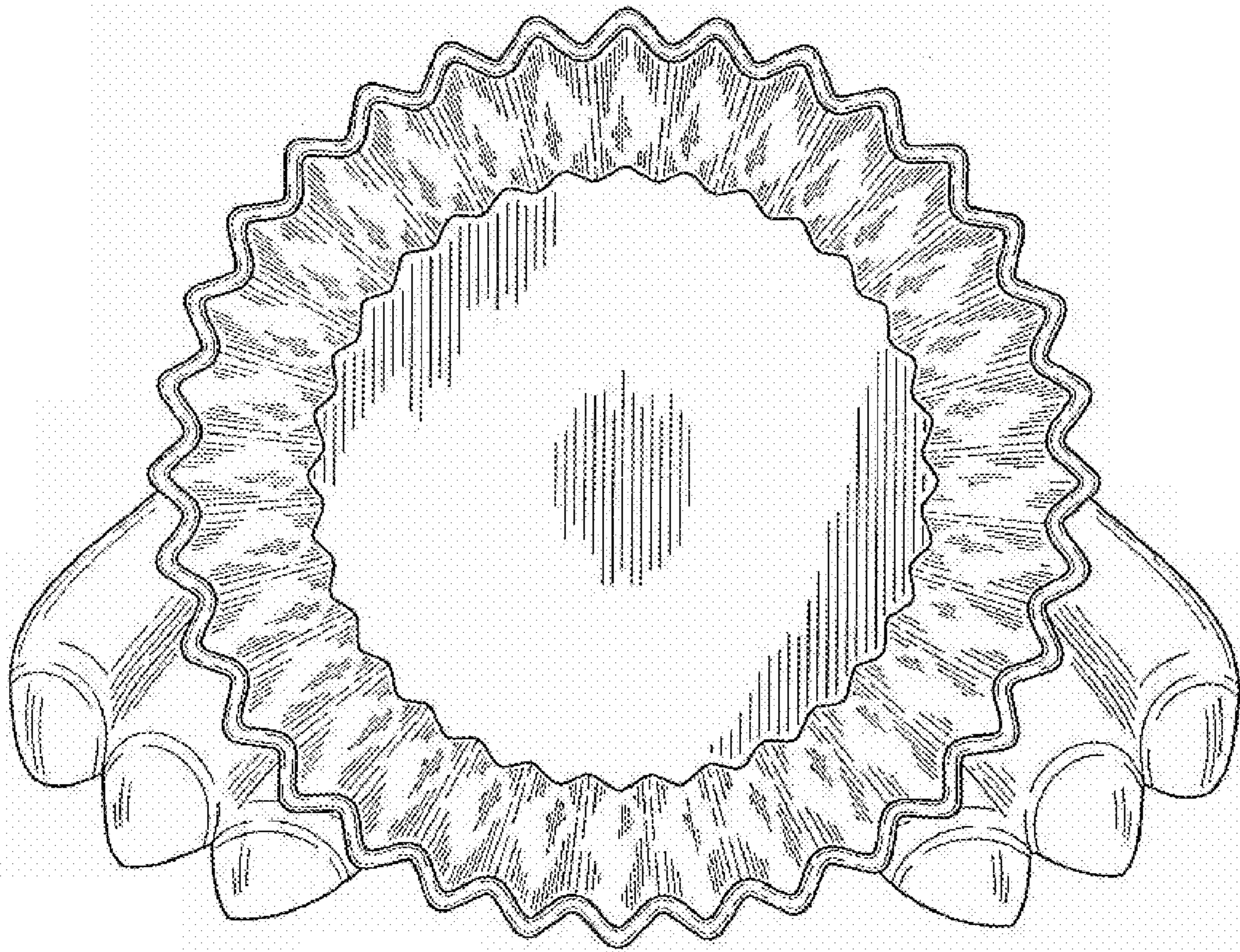


FIG. 5

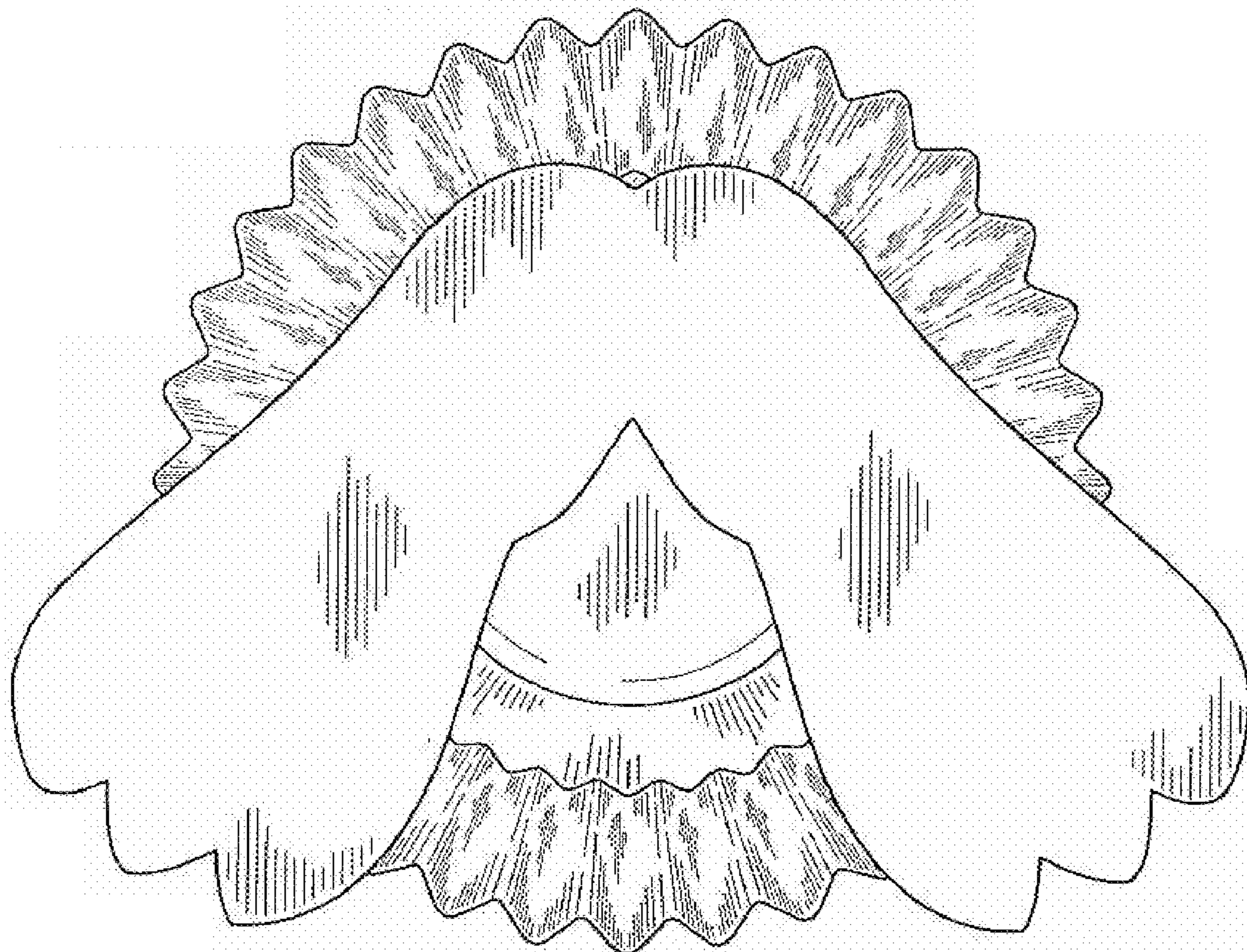


FIG. 6