



US00D579706S

(12) **United States Design Patent**
Cox et al.

(10) **Patent No.:** **US D579,706 S**
(45) **Date of Patent:** **** Nov. 4, 2008**

(54) **HOURGLASS CUSHION**
(75) Inventors: **Ian J. Cox**, Steamboat Springs, CO (US); **Shelley L. Felch**, Steamboat Springs, CO (US)

(73) Assignee: **Shellian Corporation**, Steamboat Springs, CO (US)

(**) Term: **14 Years**

(21) Appl. No.: **29/307,085**

(22) Filed: **Mar. 31, 2008**

(51) **LOC (8) Cl.** **06-09**
(52) **U.S. Cl.** **D6/601**
(58) **Field of Classification Search** D6/595-598,
D6/601, 604, 605; 5/630, 633, 636, 644,
5/652, 653, 655, 655.3, 655.9, 907; D24/183;
D21/803
See application file for complete search history.

(56) **References Cited**

U.S. PATENT DOCUMENTS

2,295,906	A *	9/1942	Lacour	5/636
3,009,172	A	11/1961	Eidam	
D250,985	S *	2/1979	Armstrong	D6/601
4,571,761	A	2/1986	Perlin	
D318,203	S *	7/1991	Zaghini	D6/601
5,216,771	A	6/1993	Hoff	
D359,537	S *	6/1995	Mays	D6/601
5,479,667	A	1/1996	Nelson et al.	
D388,648	S *	1/1998	Bates	5/636
5,746,218	A	5/1998	Edge	

5,996,583	A	12/1999	King	
6,050,265	A	4/2000	Richardson	
6,076,213	A	6/2000	Chase, Jr.	
6,182,314	B1	2/2001	Frydman	
6,347,421	B1	2/2002	D'Emilio	
6,349,437	B1	2/2002	Horning	
6,371,894	B1	4/2002	Hill	
6,745,774	B2	6/2004	Fessler	
7,316,041	B2 *	1/2008	Guez	5/636
2007/0272254	A1	11/2007	Rochatte	

* cited by examiner

Primary Examiner—Janice E Seeger

(74) *Attorney, Agent, or Firm*—James K. Poole, Esq.

(57) **CLAIM**

The ornamental design for a hourglass cushion, as shown and described.

DESCRIPTION

FIG. 1 is a top perspective view of an embodiment of our design for an hourglass cushion, having a zipper in the cover on the nearest side thereof;

FIG. 2 is a front view of the cushion of FIG. 1;

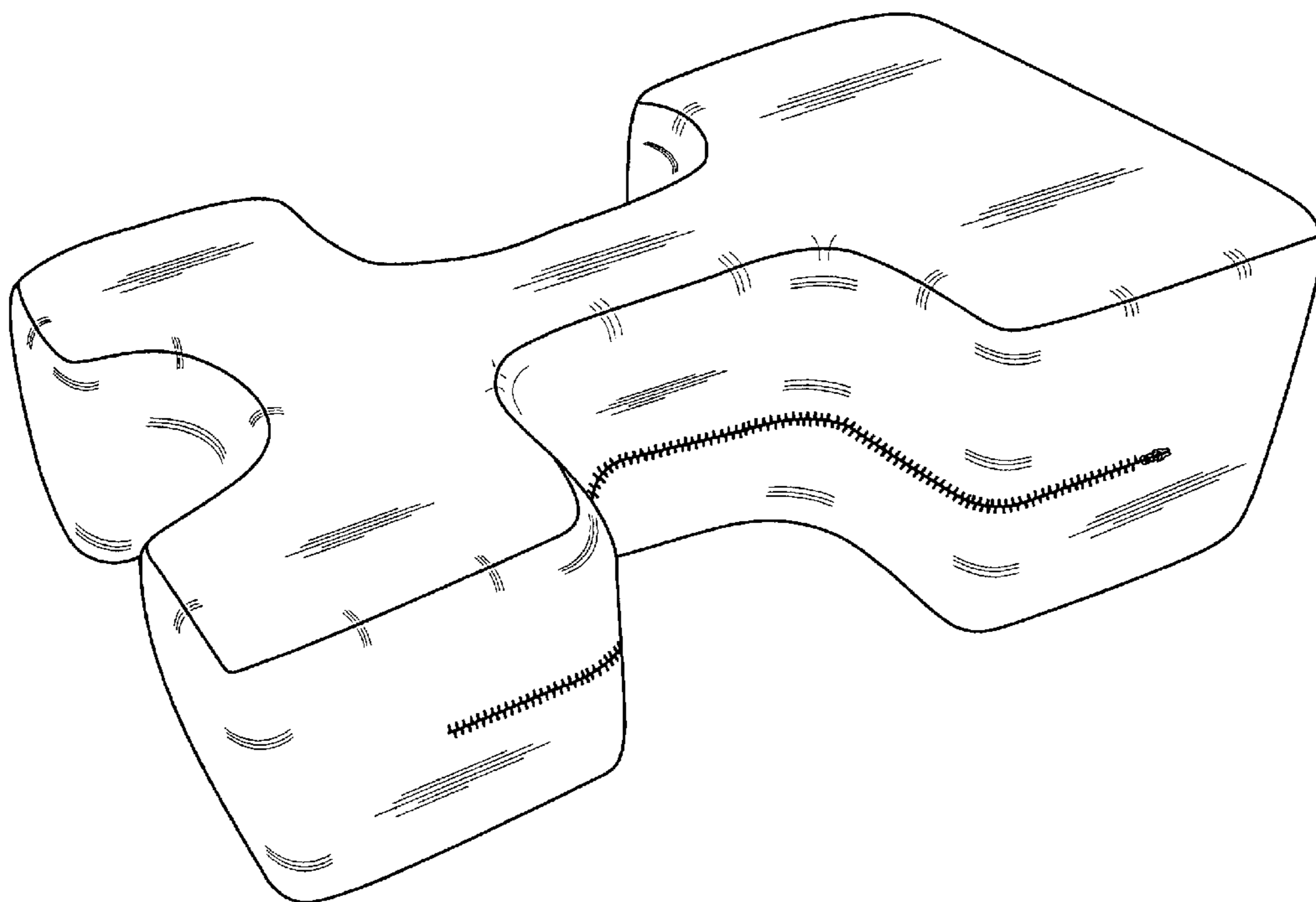
FIG. 3 is a back view of the cushion of FIG. 1;

FIG. 4 is a side view of the cushion of FIG. 1, the other side being a mirror image of this view except for the absence of the zipper shown in FIGS. 1 and 3;

FIG. 5 is a top view of the cushion of FIG. 1 with the top side upward; and,

FIG. 6 is a bottom view of the cushion of FIG. 1.

1 Claim, 5 Drawing Sheets



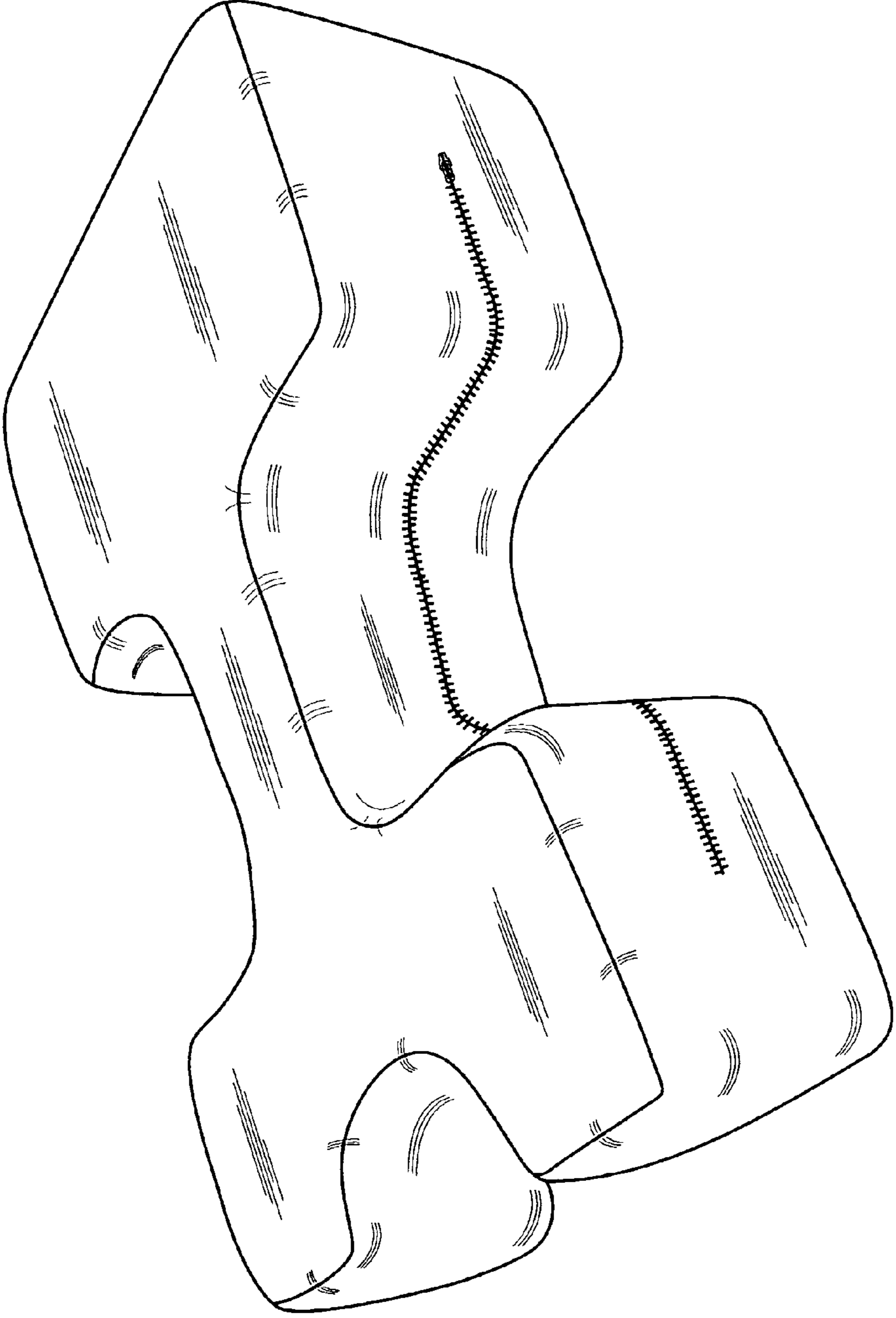


FIG. 1

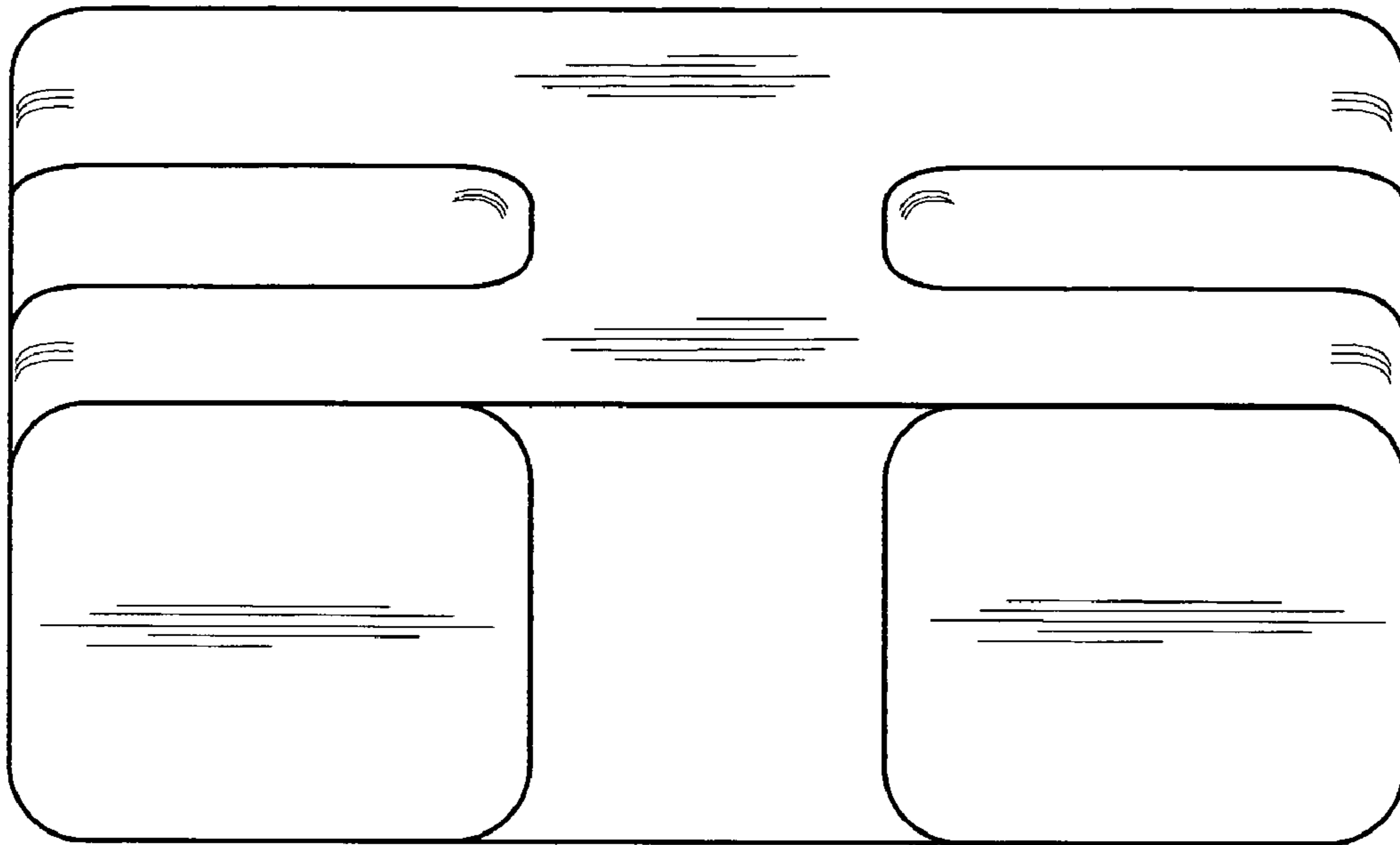


FIG. 2




FIG. 3

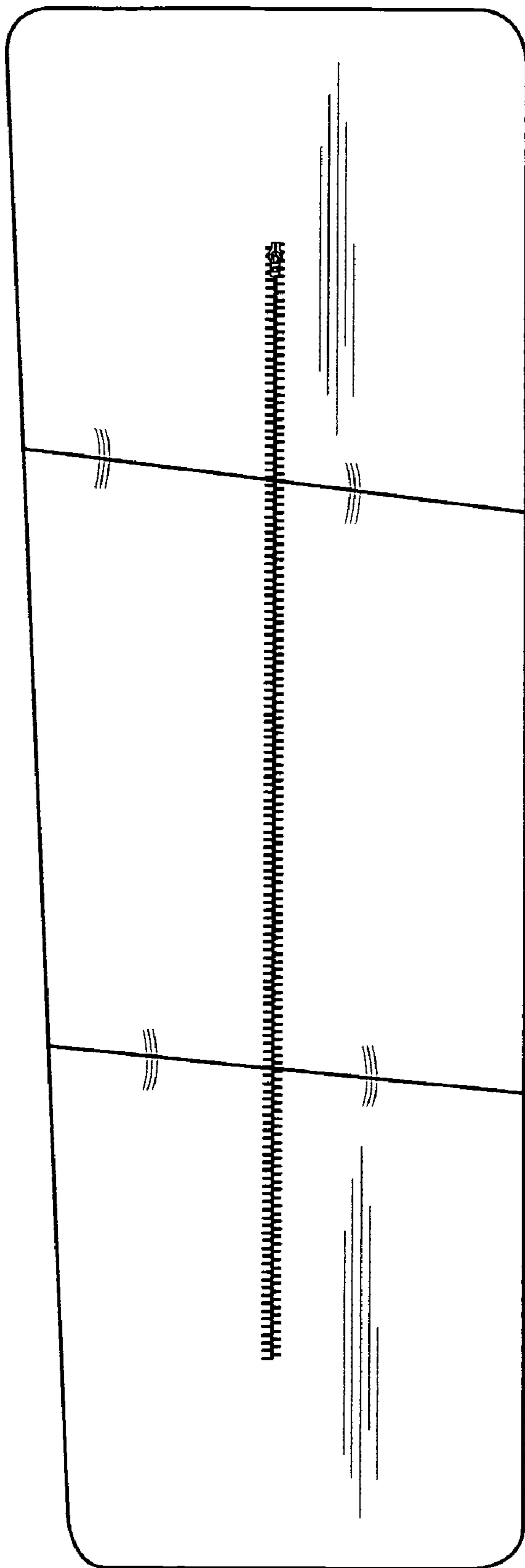


FIG. 4

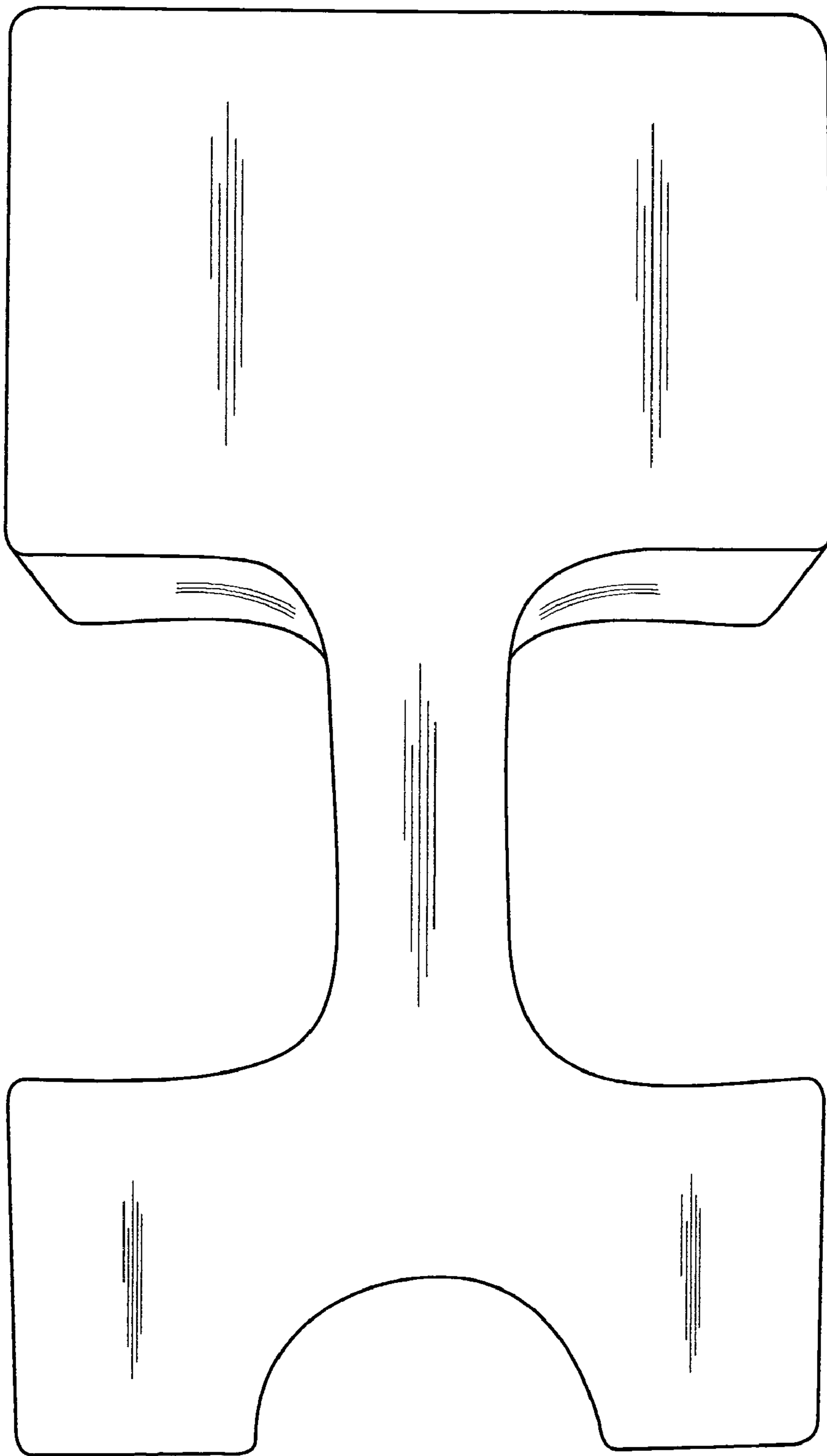


FIG. 5

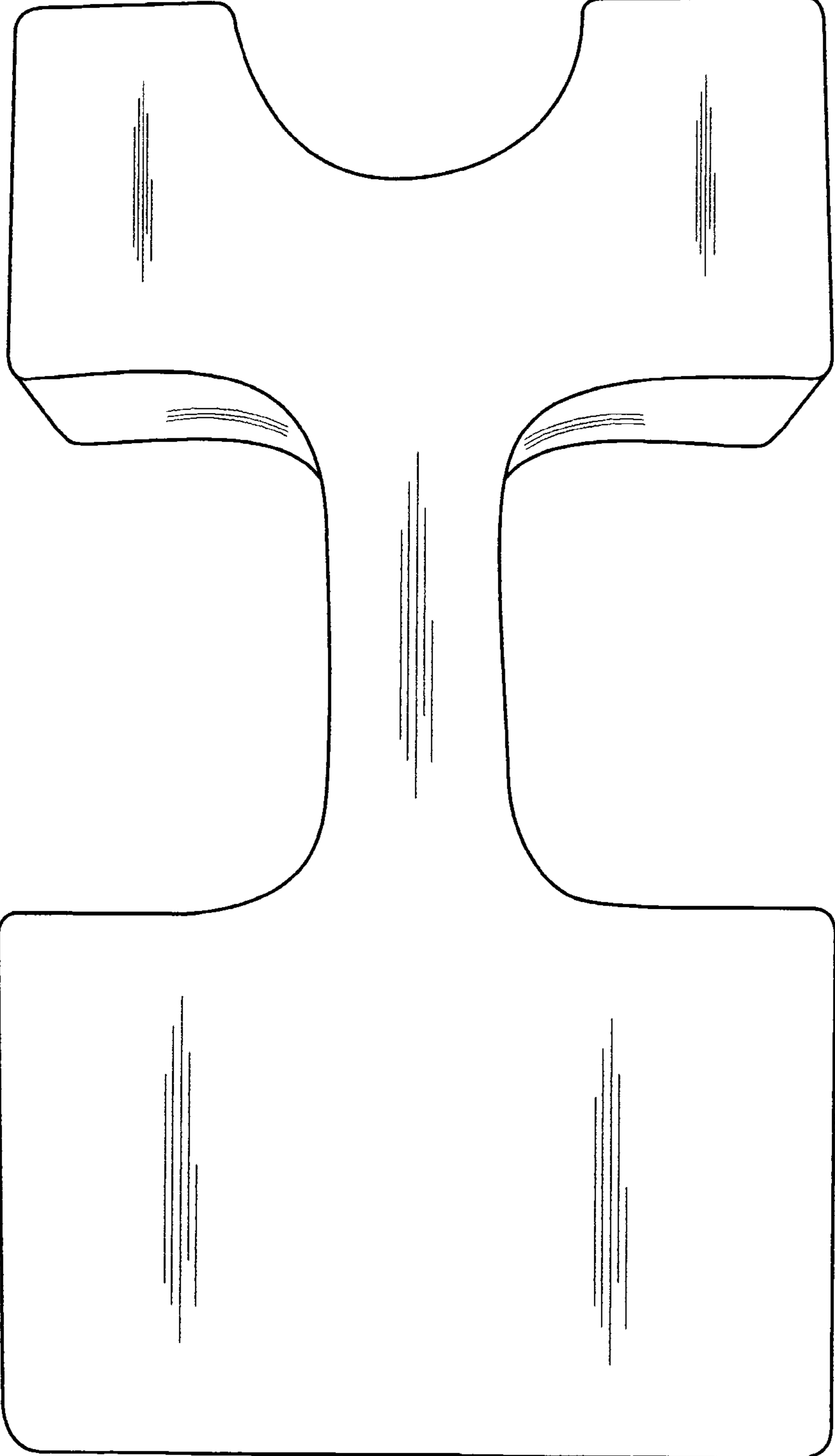


FIG. 6