



US00D579700S

(12) **United States Design Patent**  
**Ghiorghie**

(10) **Patent No.:** **US D579,700 S**

(45) **Date of Patent:** **\*\* Nov. 4, 2008**

(54) **OVER THE CABINET BASKET**

D554,418 S \* 11/2007 Goodman et al. .... D6/566

(75) Inventor: **Radu Alexandru Ghiorghie**, Copley,  
OH (US)

(73) Assignee: **InterDesign, Inc.**, Solon, OH (US)

(\*\*) Term: **14 Years**

(21) Appl. No.: **29/307,055**

(22) Filed: **Mar. 28, 2008**

(51) **LOC (8) Cl.** ..... **20-02**

(52) **U.S. Cl.** ..... **D6/513**

(58) **Field of Classification Search** ..... D6/512-514,  
D6/552, 553, 524, 525, 566, 570; 211/13.1,  
211/106, 70.6, 134, 70.7, 71.01, 86.01, 90.01,  
211/90.03, 126.1, 181.1; 248/302  
See application file for complete search history.

(56) **References Cited**

**U.S. PATENT DOCUMENTS**

- D414,968 S \* 10/1999 Thurston-Chartraw ..... D6/566
- D450,213 S 11/2001 Snell
- D459,132 S \* 6/2002 Shea ..... D6/566
- D464,516 S 10/2002 Snell
- D479,663 S 9/2003 Snell
- D499,286 S \* 12/2004 Harwanko ..... D6/566
- D501,106 S \* 1/2005 Suero, Jr. .... D6/566
- D508,321 S \* 8/2005 Anderson et al. .... D6/566
- D512,223 S 12/2005 Snell
- D540,091 S \* 4/2007 Snell ..... D6/566
- D553,890 S \* 10/2007 Goodman et al. .... D6/566

**OTHER PUBLICATIONS**

2006 InterDesign, Inc. product brochure, p. 12, 15, 16, 17, 22 w/front  
& back cover.

\* cited by examiner

*Primary Examiner*—Brian N Vinson

(74) *Attorney, Agent, or Firm*—D. Peter Hochberg; Sean F.  
Mellino; Daniel J. Smola

(57) **CLAIM**

The ornamental design for an over the cabinet basket, as  
shown and described.

**DESCRIPTION**

FIG. 1 is a perspective view of the over the cabinet basket  
according to the invention;

FIG. 2 is a top view of the over the cabinet basket as shown in  
FIG. 1;

FIG. 3 is a front view of the over the cabinet basket as shown  
in FIG. 1;

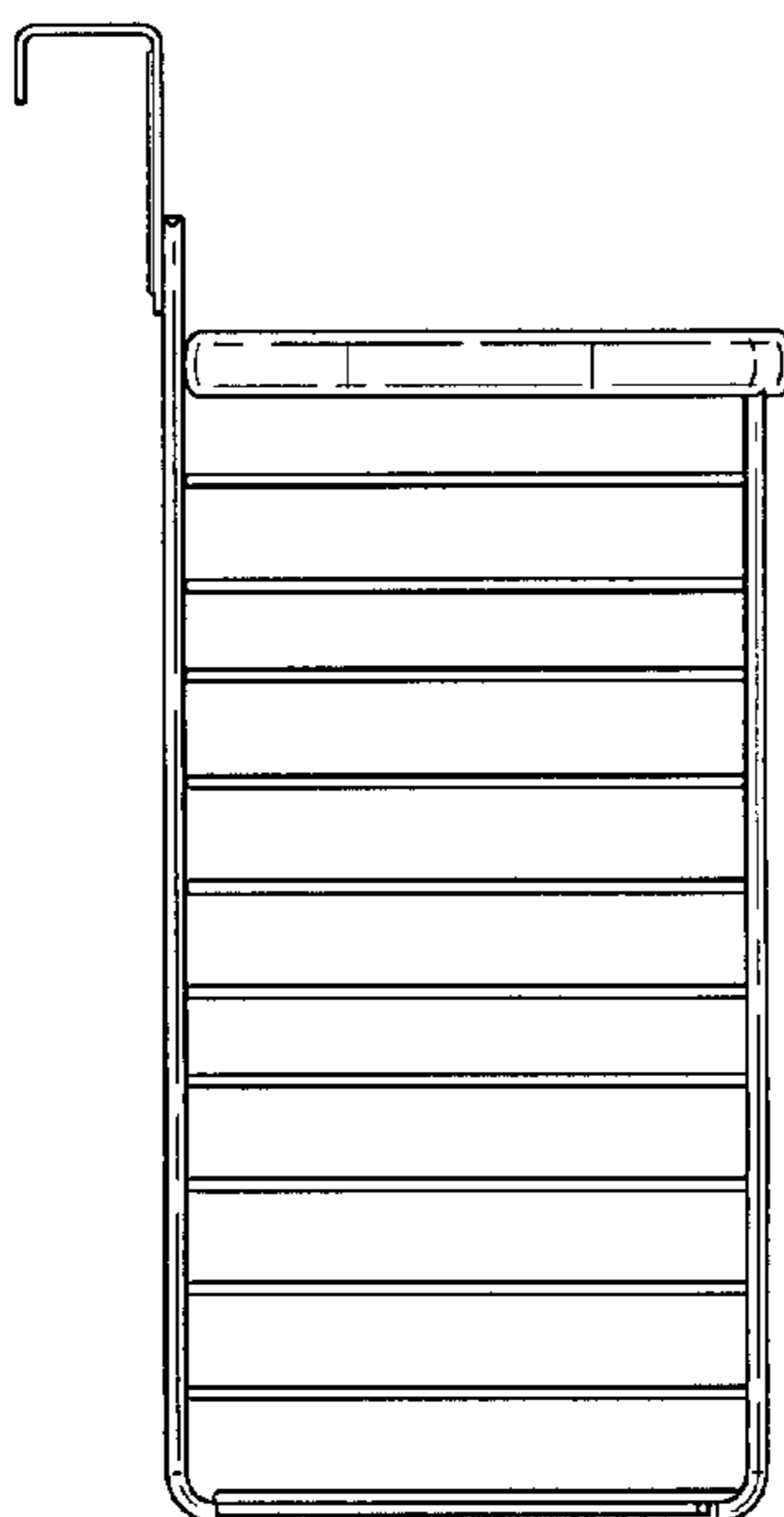
FIG. 4 is a side view of the over the cabinet basket as shown  
in FIG. 1;

FIG. 5 is a rear view of the over the cabinet basket as shown  
in FIG. 1;

FIG. 6 is a side view of the over the cabinet basket as shown  
in FIG. 1, shown from the opposite side as that shown in FIG.  
4; and,

FIG. 7 is a bottom view of the over the cabinet basket as  
shown in FIG. 1.

**1 Claim, 3 Drawing Sheets**



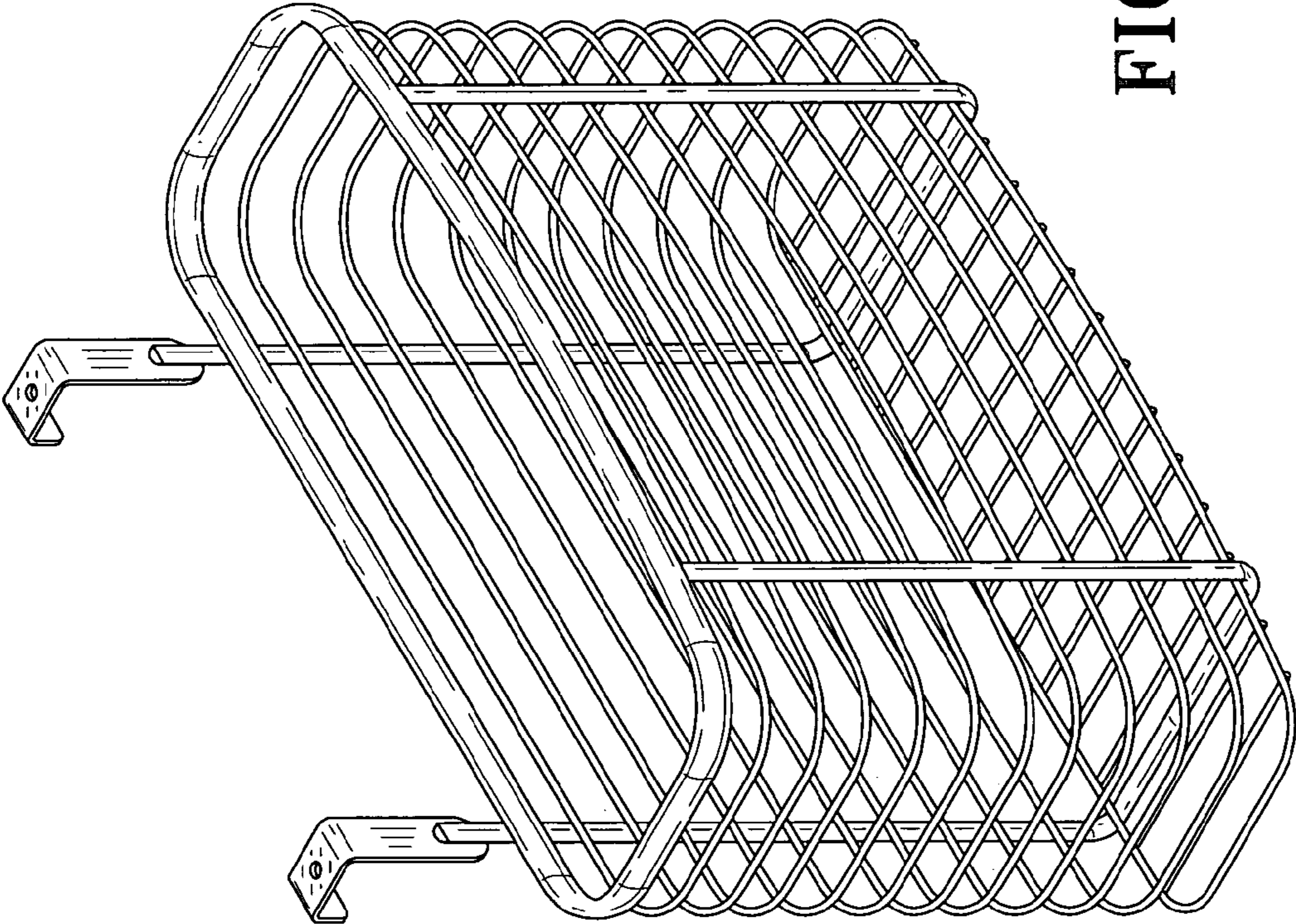


FIG-1




FIG-2

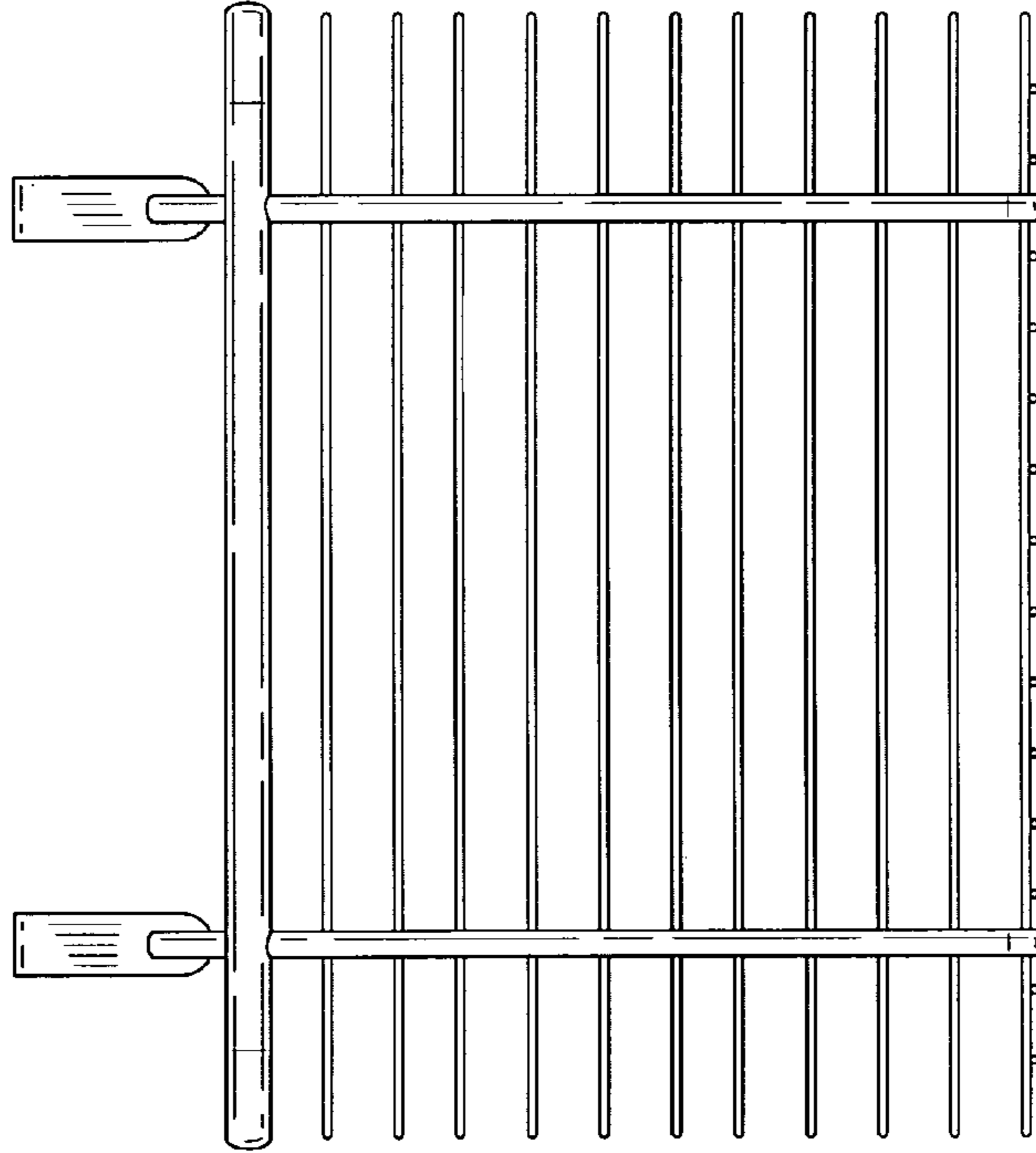


FIG-3

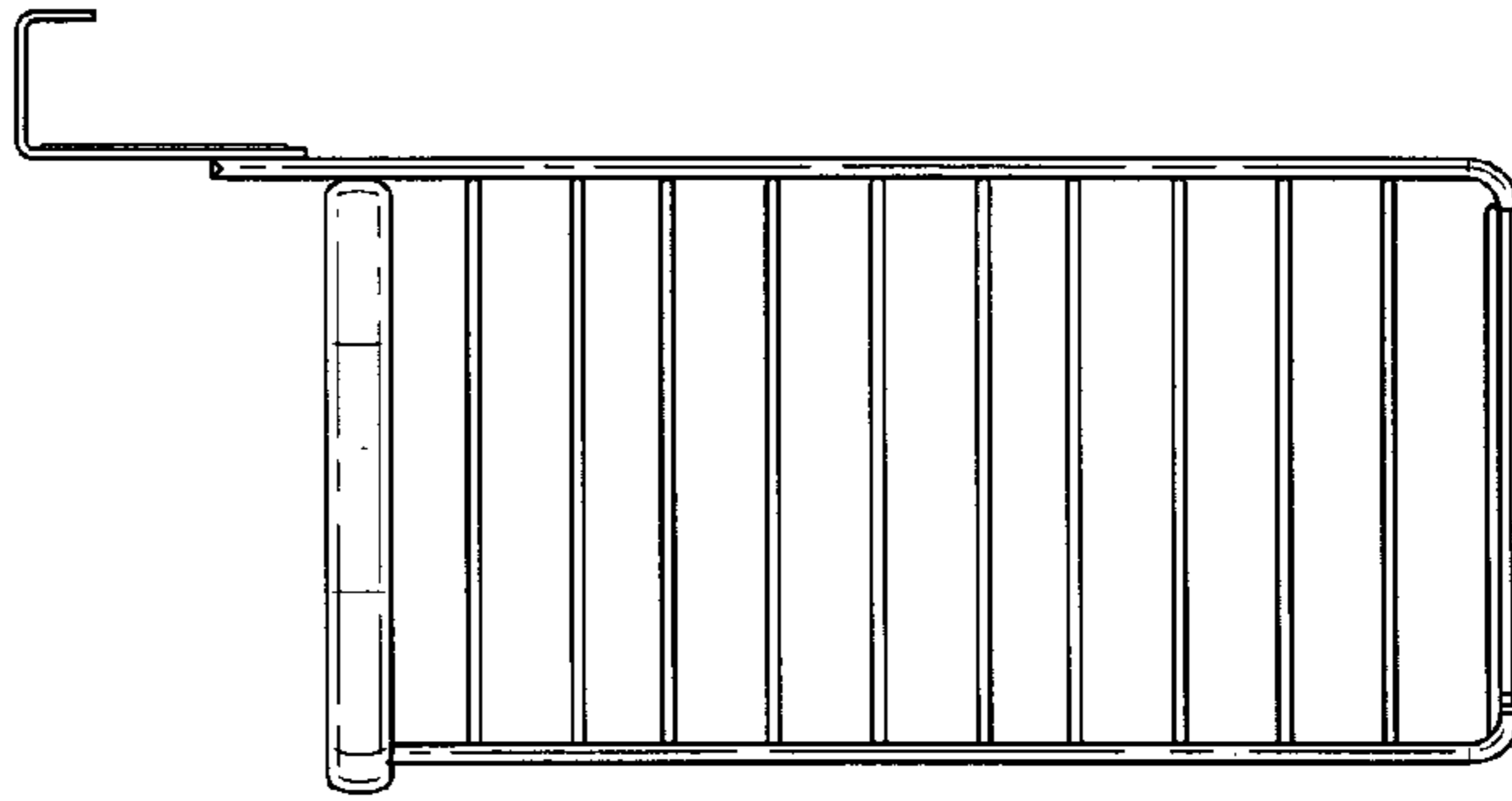


FIG-4

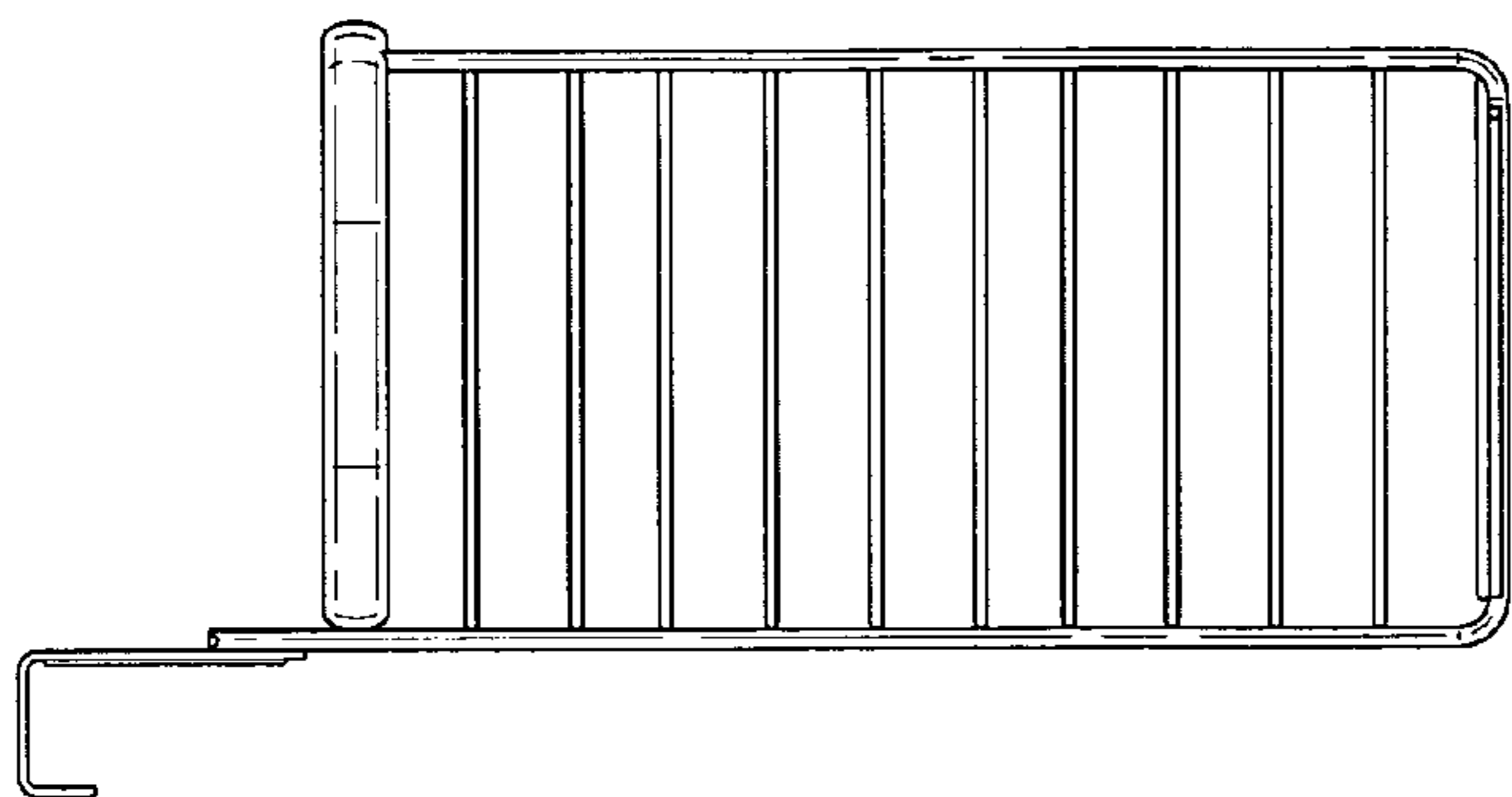


FIG-6

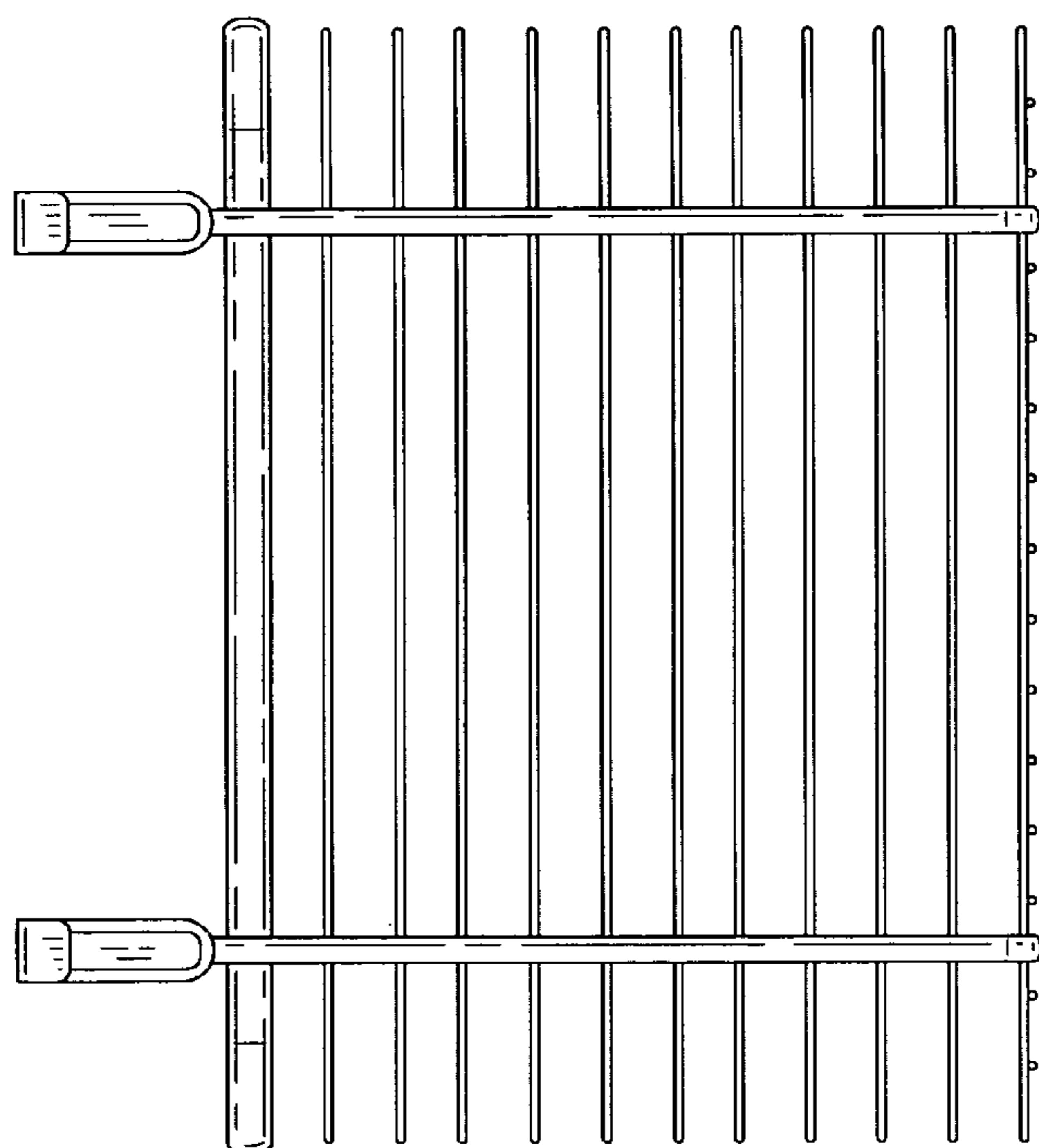


FIG-5




FIG-7