



US00D579698S

(12) **United States Design Patent**
Nielsen

(10) **Patent No.:** **US D579,698 S**

(45) **Date of Patent:** **** Nov. 4, 2008**

(54) **MULTIMEDIA CARTRIDGE TRAY**

(75) Inventor: **Britta Claire Nielsen**, Bellevue, WA
(US)

(73) Assignee: **Slam Brands, Inc.**, Redmond, WA (US)

(**) Term: **14 Years**

(21) Appl. No.: **29/318,129**

(22) Filed: **May 14, 2008**

(51) **LOC (8) Cl.** **06-04**

(52) **U.S. Cl.** **D6/510**

(58) **Field of Classification Search** D6/510,
D6/627-629; 206/373, 562, 563, 214, 371;
D19/65, 75, 77-78, 81, 83, 86, 91-92, 95,
D19/99, 100; 211/69.1, 69.9, 10-11, 13.1,
211/45, 50

See application file for complete search history.

(56) **References Cited**

U.S. PATENT DOCUMENTS

3,135,383	A *	6/1964	Bloch	206/553
D330,219	S *	10/1992	Carlson et al.	D19/77
5,738,425	A *	4/1998	Rosenberg et al.	312/348.3
D422,141	S *	4/2000	Dembicks	D3/313
D436,761	S *	1/2001	Stravitz	D6/478
D446,063	S *	8/2001	Quinn	D6/510
D455,032	S *	4/2002	Quinn	D6/510
6,467,622	B1 *	10/2002	Hull	206/553
D472,711	S *	4/2003	Chen	D3/313

D490,259	S *	5/2004	Schumann et al.	D6/510
D545,500	S *	6/2007	McCambridge	D28/74
D547,973	S *	8/2007	Brown et al.	D6/476
D549,457	S *	8/2007	Dretzka	D3/304
D563,673	S *	3/2008	Dretzka	D3/304
2004/0245254	A1 *	12/2004	Rosenberg et al.	220/507

* cited by examiner

Primary Examiner—Elizabeth A. Albert

Assistant Examiner—Kelley A Donnelly

(74) *Attorney, Agent, or Firm*—Amin, Turocy & Calvin, LLP;
Thomas E. Watson

(57) **CLAIM**

The ornamental design for a multimedia cartridge tray, as shown and described.

DESCRIPTION

FIG. 1 is a perspective view of a multimedia cartridge tray;

FIG. 2 is a top plan view thereof;

FIG. 3 is a bottom plan view thereof;

FIG. 4 is a front side view thereof;

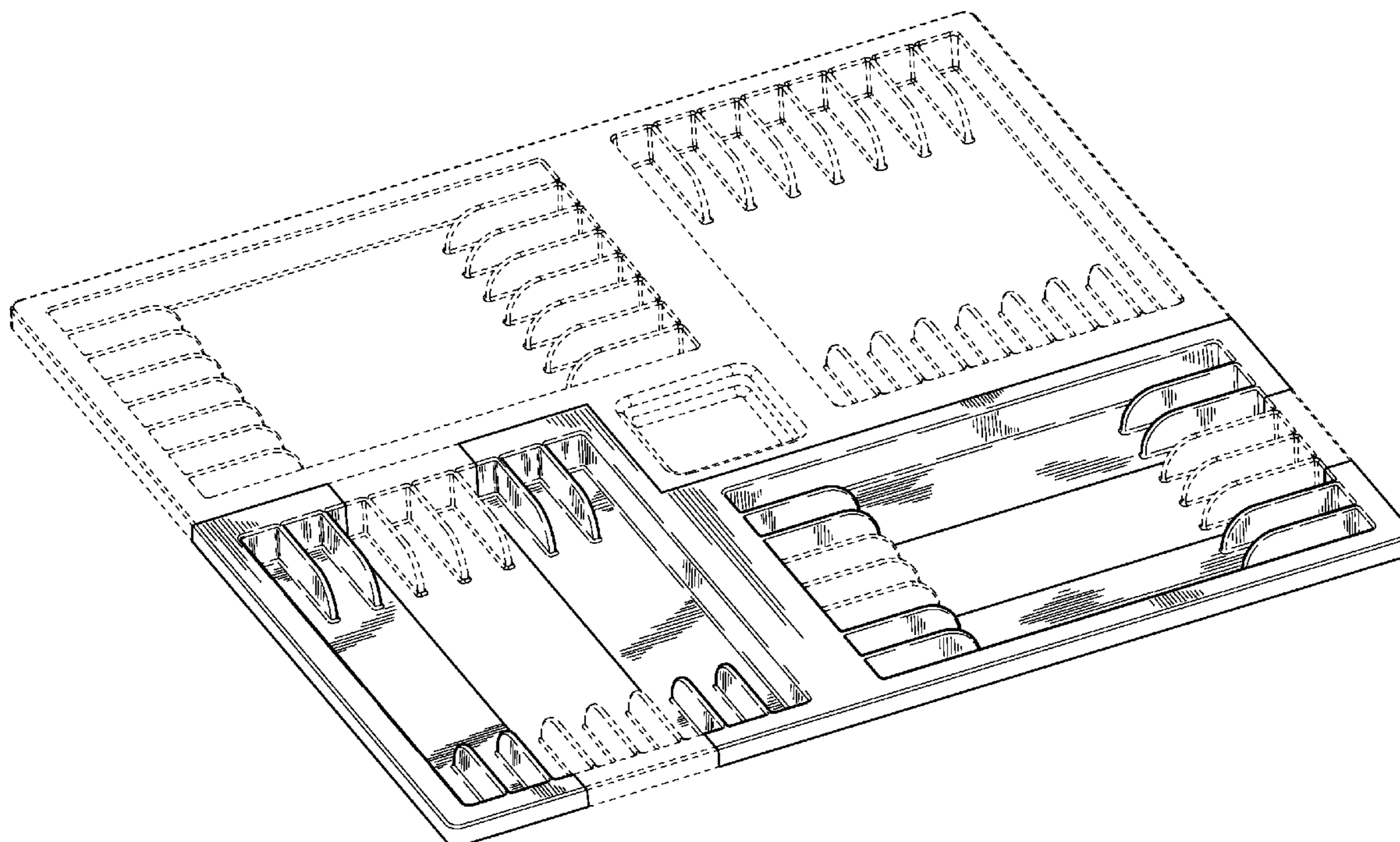
FIG. 5 is a right side view thereof;

FIG. 6 is a left side view thereof; and,

FIG. 7 is a rear side view thereof.

The dashed lines in the drawings are shown for environmental purposes and form no part of the claimed design.

1 Claim, 4 Drawing Sheets



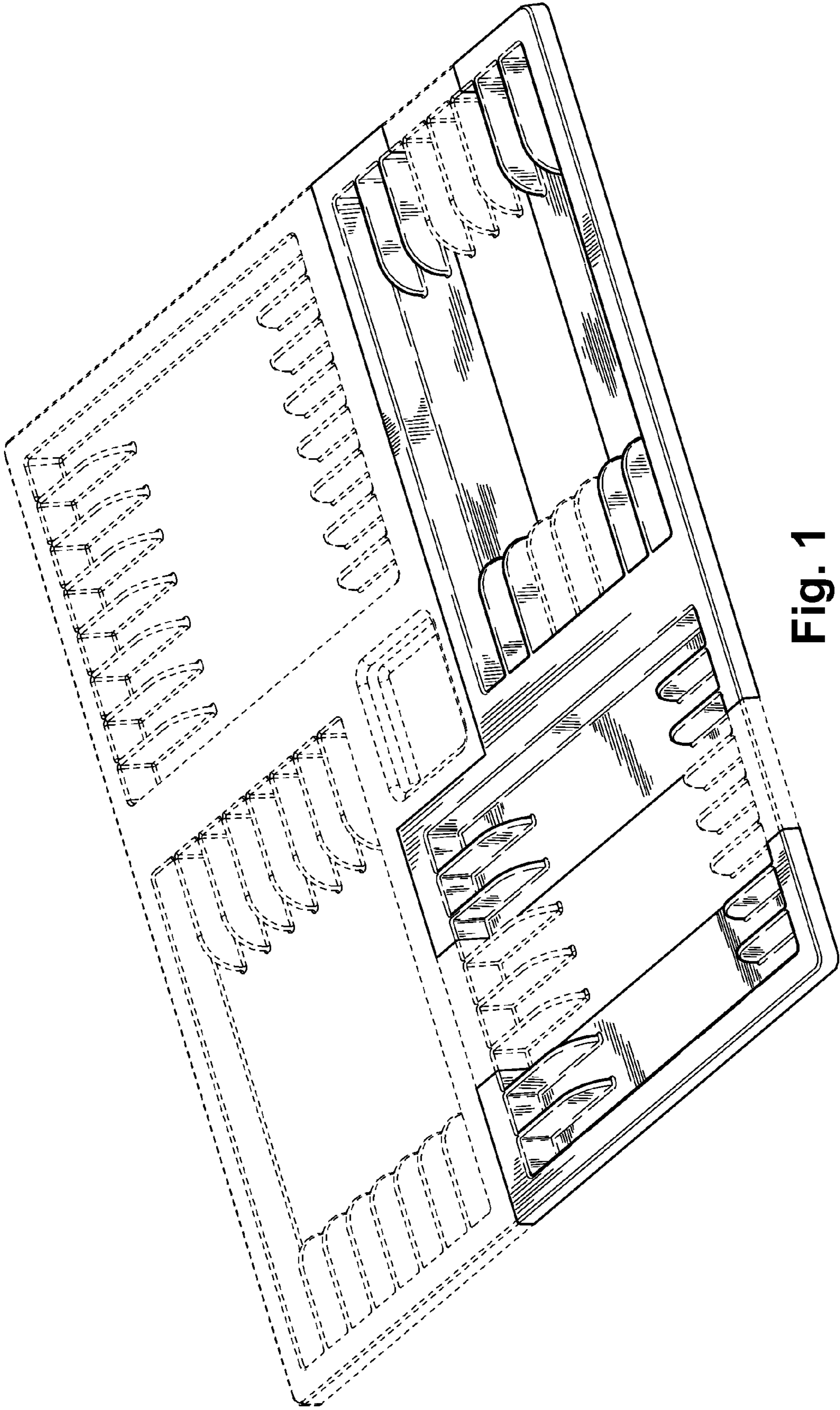


Fig. 1

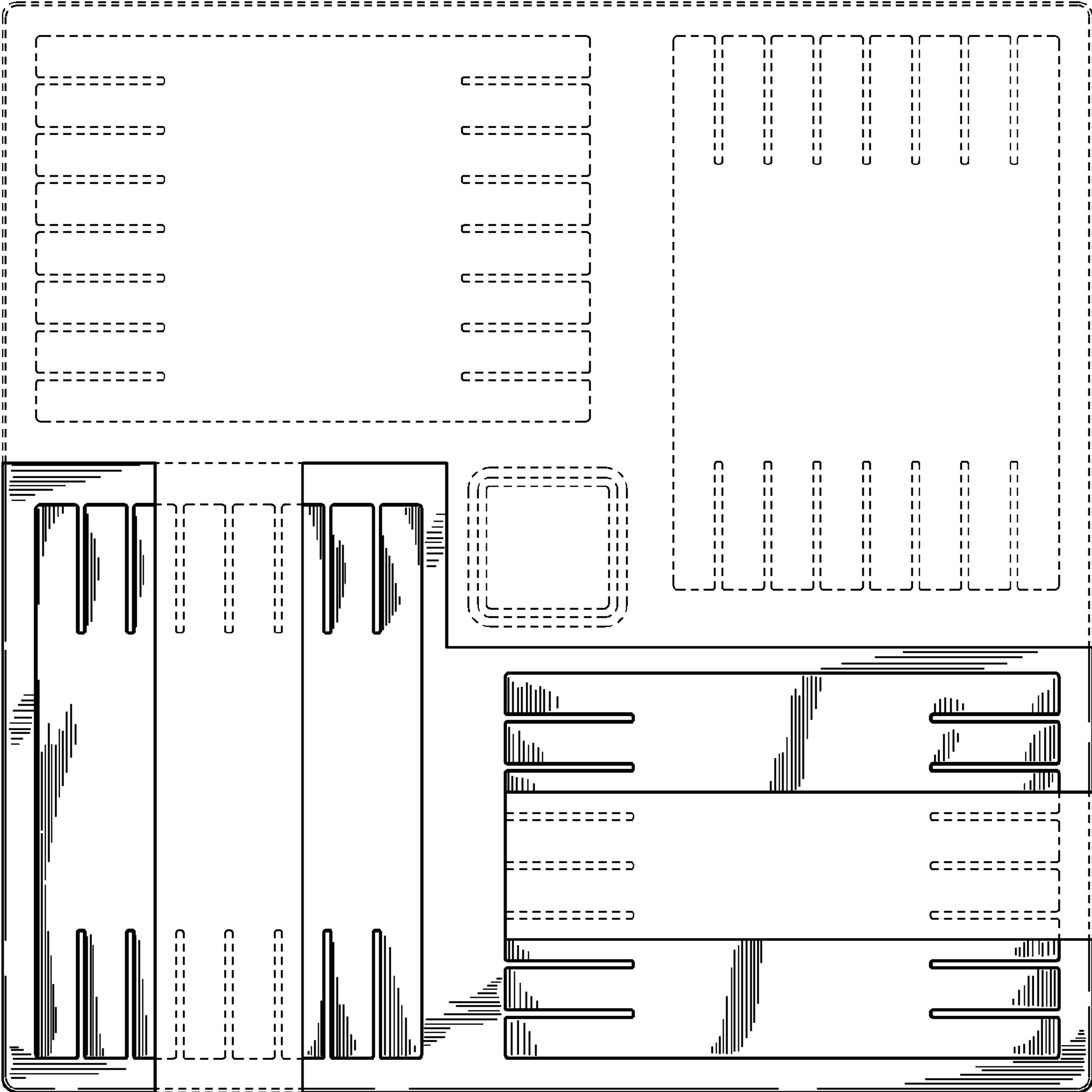


Fig. 2

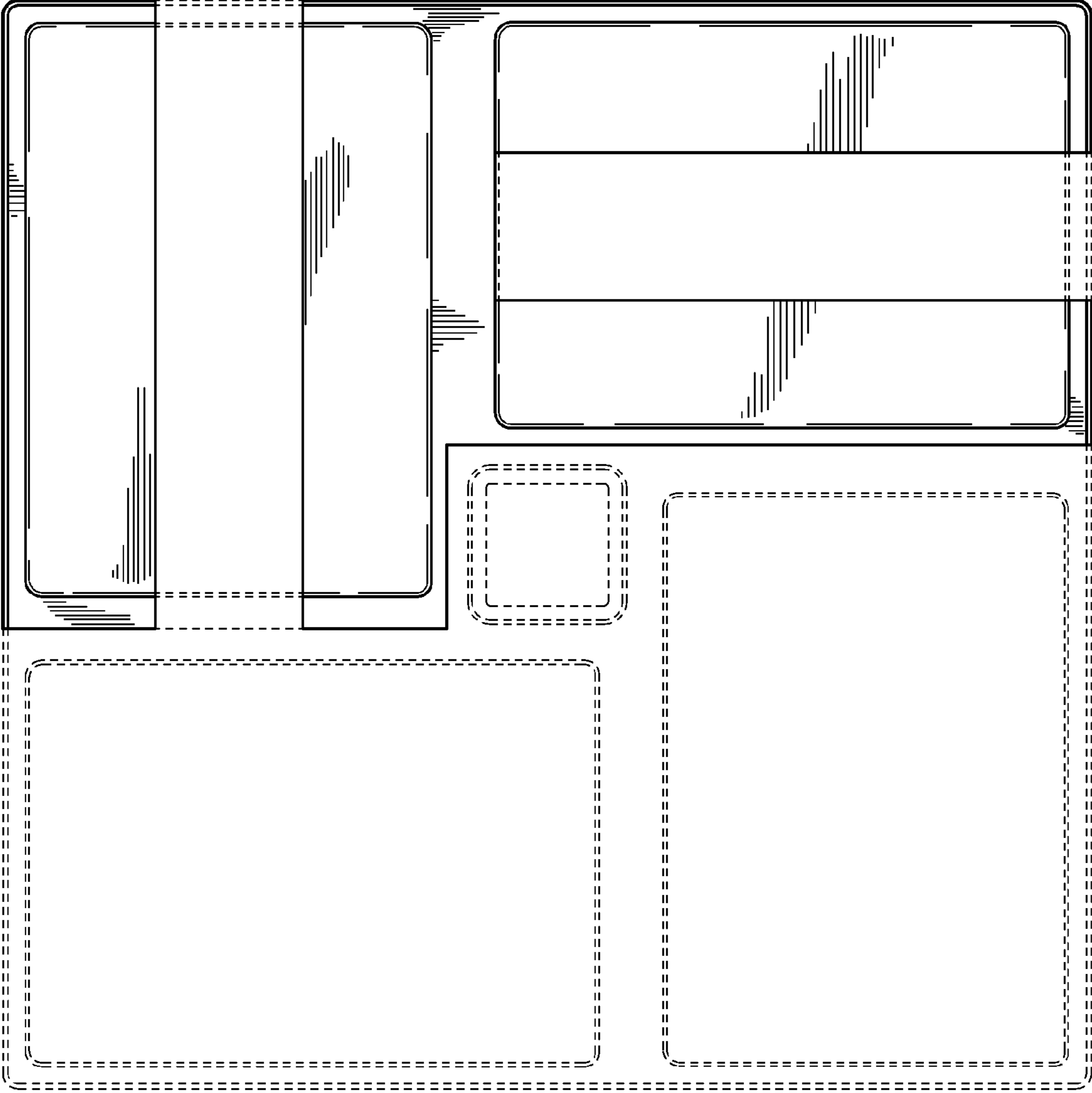


Fig. 3

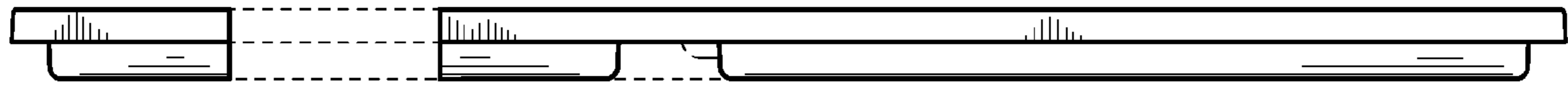


Fig. 4




Fig. 5

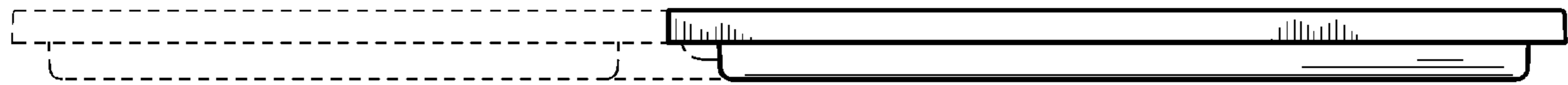


Fig. 6




Fig. 7