

US00D579697S

(12) **United States Design Patent**
Schmidt et al.

(10) **Patent No.:** **US D579,697 S**

(45) **Date of Patent:** **** Nov. 4, 2008**

(54) **STORAGE CABINET**

(75) Inventors: **Duane A. Schmidt**, Newburgh, IN (US);
Allan R. Steinkuhl, Evansville, IN (US);
Joseph L. Coleman, Evansville, IN (US)

(73) Assignee: **Whirlpool Corporation**, Benton Harbor, MI (US)

(**) Term: **14 Years**

(21) Appl. No.: **29/302,621**

(22) Filed: **Jan. 21, 2008**

Related U.S. Application Data

(62) Division of application No. 29/267,063, filed on Oct. 4, 2006, now Pat. No. Des. 563,699, which is a division of application No. 29/252,360, filed on Jan. 20, 2006, now Pat. No. Des. 546,597, which is a division of application No. 29/233,547, filed on Jul. 6, 2005, now Pat. No. Des. 521,285, which is a division of application No. 29/217,109, filed on Nov. 12, 2004, now Pat. No. Des. 510,831, which is a division of application No. 29/173,469, filed on Dec. 30, 2002, now Pat. No. Des. 503,840.

(51) **LOC (8) Cl.** **06-06**

(52) **U.S. Cl.** **D6/510**

(58) **Field of Classification Search** D6/509–510,
D6/443, 432, 446, 396–397, 448; D34/12,
D34/27, 1; 312/258, 257.1, 107, 334, 41,
312/245, 198

See application file for complete search history.

(56) **References Cited**

U.S. PATENT DOCUMENTS

D95,158 S * 4/1935 Surerus D25/158

5,807,021 A * 9/1998 Aaron 404/19
D409,613 S * 5/1999 McGee et al. D14/189
D471,377 S * 3/2003 Gledhill et al. D6/432

* cited by examiner

Primary Examiner—Holly H Baynham

(74) *Attorney, Agent, or Firm*—Tara Hartman; Michael D. Lafrenz

(57) **CLAIM**

The ornamental design for a storage cabinet, as shown and described.

DESCRIPTION

FIG. 1 is a right front perspective view of the design of the storage cabinet;

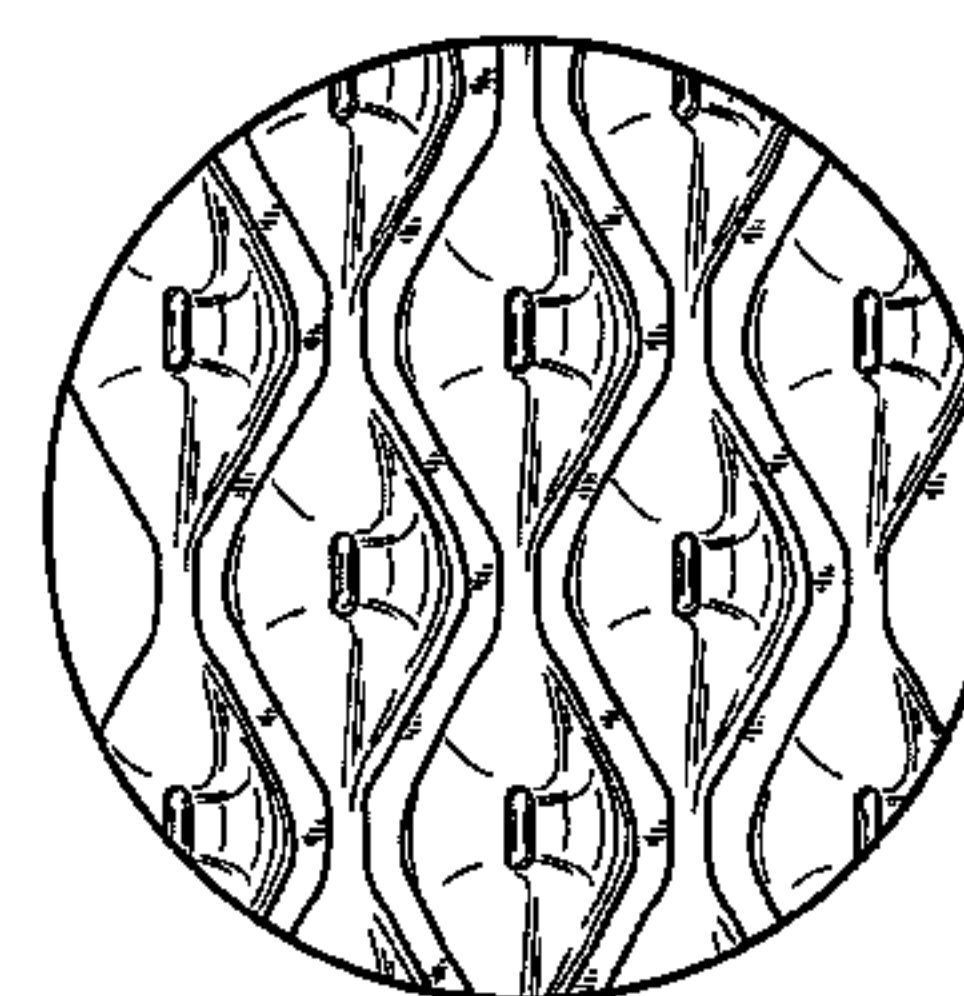

FIG. 2 is a front elevational view thereof. The ornamental design is not visible in a rear view, top plan view, left or right side views or bottom view; and,

FIG. 3 is an enlarged view of the pattern on the storage cabinet doors of the embodiment as shown in FIG. 1.

The characteristic feature of the ornamental design resides in the use of a pattern on the storage cabinet doors. One embodiment of a pattern according to the ornamental design is shown in FIGS. 1, 2 and 3.

Those portions of storage cabinet in broken lines, specifically the surfaces of the storage cabinet at the top and bottom edges of the doors and surfaces extending back from the doors including other surfaces of the storage cabinet are for illustrative purposes only and are not part of the claimed invention.

1 Claim, 2 Drawing Sheets



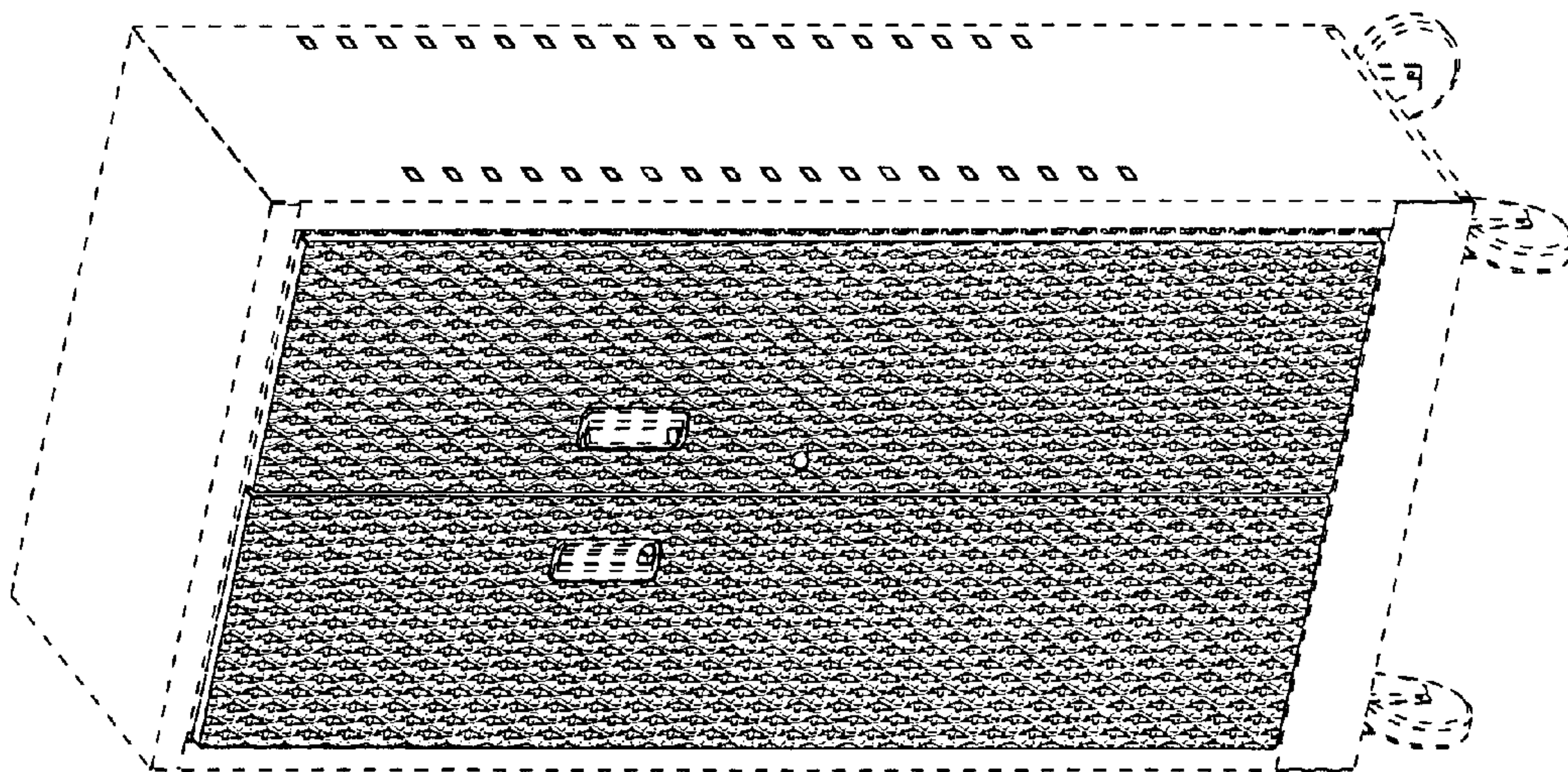


Fig. 1

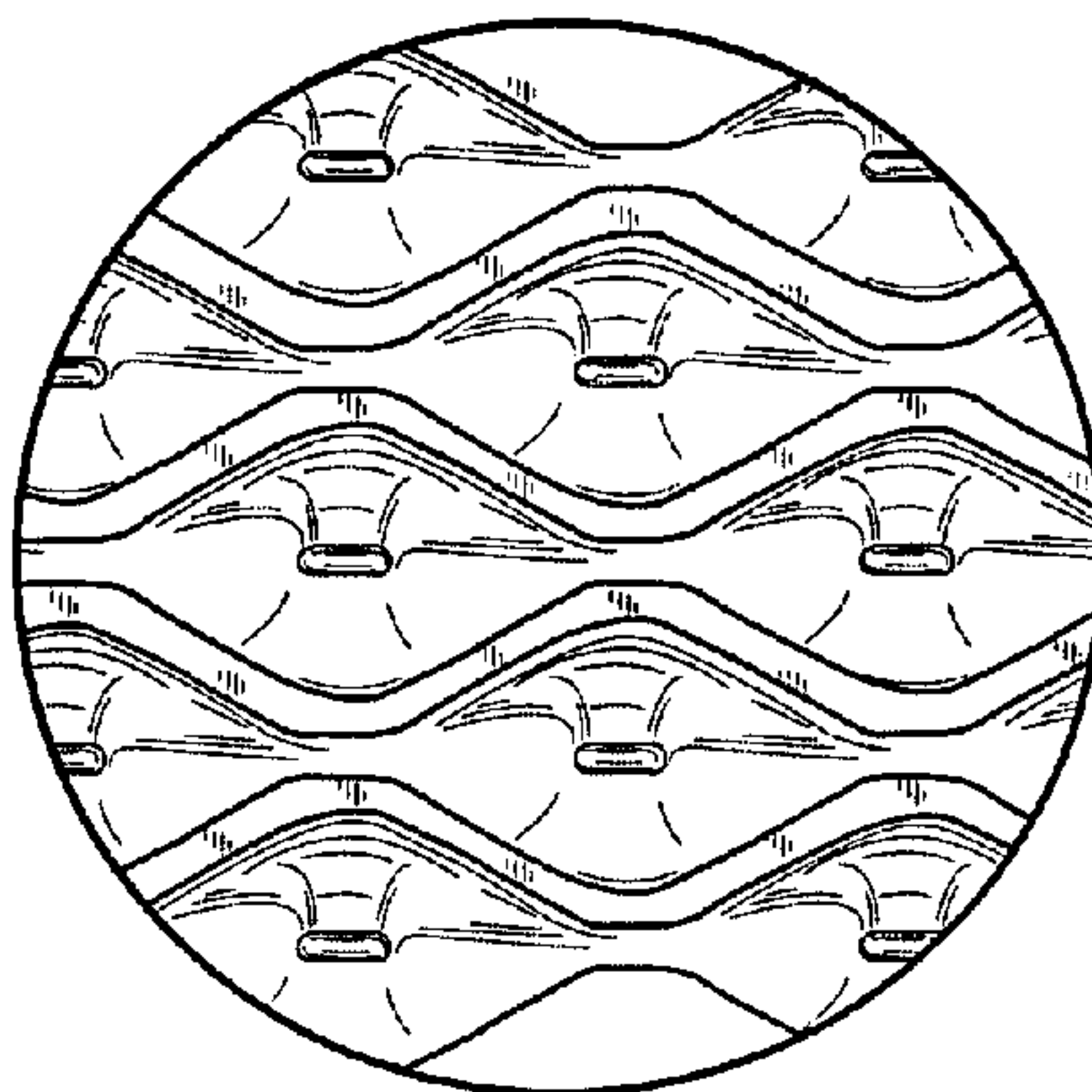


Fig. 3




Fig. 2