



US00D579696S

(12) **United States Design Patent**
Houry

(10) **Patent No.:** **US D579,696 S**

(45) **Date of Patent:** **** Nov. 4, 2008**

(54) **CRIB**

(75) Inventor: **Robert L. Houry**, Willowick, OH (US)

(73) Assignee: **Foundations Worldwide, Inc.**, Medina, OH (US)

(**) Term: **14 Years**

(21) Appl. No.: **29/302,925**

(22) Filed: **Jan. 29, 2008**

(51) **LOC (8) Cl.** **06-06**

(52) **U.S. Cl.** **D6/503; D6/390**

(58) **Field of Classification Search** D6/390,
D6/391, 333, 385, 503, 505-508; 5/93.1,
5/93.2, 98.2, 99.1, 101, 105

See application file for complete search history.

(56) **References Cited**

U.S. PATENT DOCUMENTS

D454,444	S	*	3/2002	Henry et al.	D6/426
D464,829	S	*	10/2002	Henry et al.	D6/491
D476,510	S	*	7/2003	Henry et al.	D6/479
D573,382	S	*	7/2008	Brinkerhoff	D6/509
D573,819	S	*	7/2008	Brinkerhoff	D6/509
2006/0162070	A1		7/2006	Lawlor et al.		

OTHER PUBLICATIONS

The First Three Years, 2005, pp. 28 and 29, Infants & Toddlers Edition, Kaplan Early Learning Company, Lewisville, NC, U.S.

* cited by examiner

Primary Examiner—Janice E Seeger

(74) *Attorney, Agent, or Firm*—Christopher L. Parmelee; Walker & Jocke LPA

(57) **CLAIM**

The ornamental design for a crib, as shown and described.

DESCRIPTION

FIG. 1 is a perspective view showing our new design for a crib.

FIG. 2 is a right side plan view thereof, the left side being a mirror image.

FIG. 3 is a front plan view thereof, the back side being a mirror image.

FIG. 4 is a cross-section plan view along lines 4—4 of FIG. 2, the opposite direction cross-section along 4—4 of FIG. 2 being a mirror image.

FIG. 5 is a cross-section plan view along lines 5—5 of FIG. 2, the opposite direction cross-section along lines 5—5 of FIG. 2 being a mirror image.

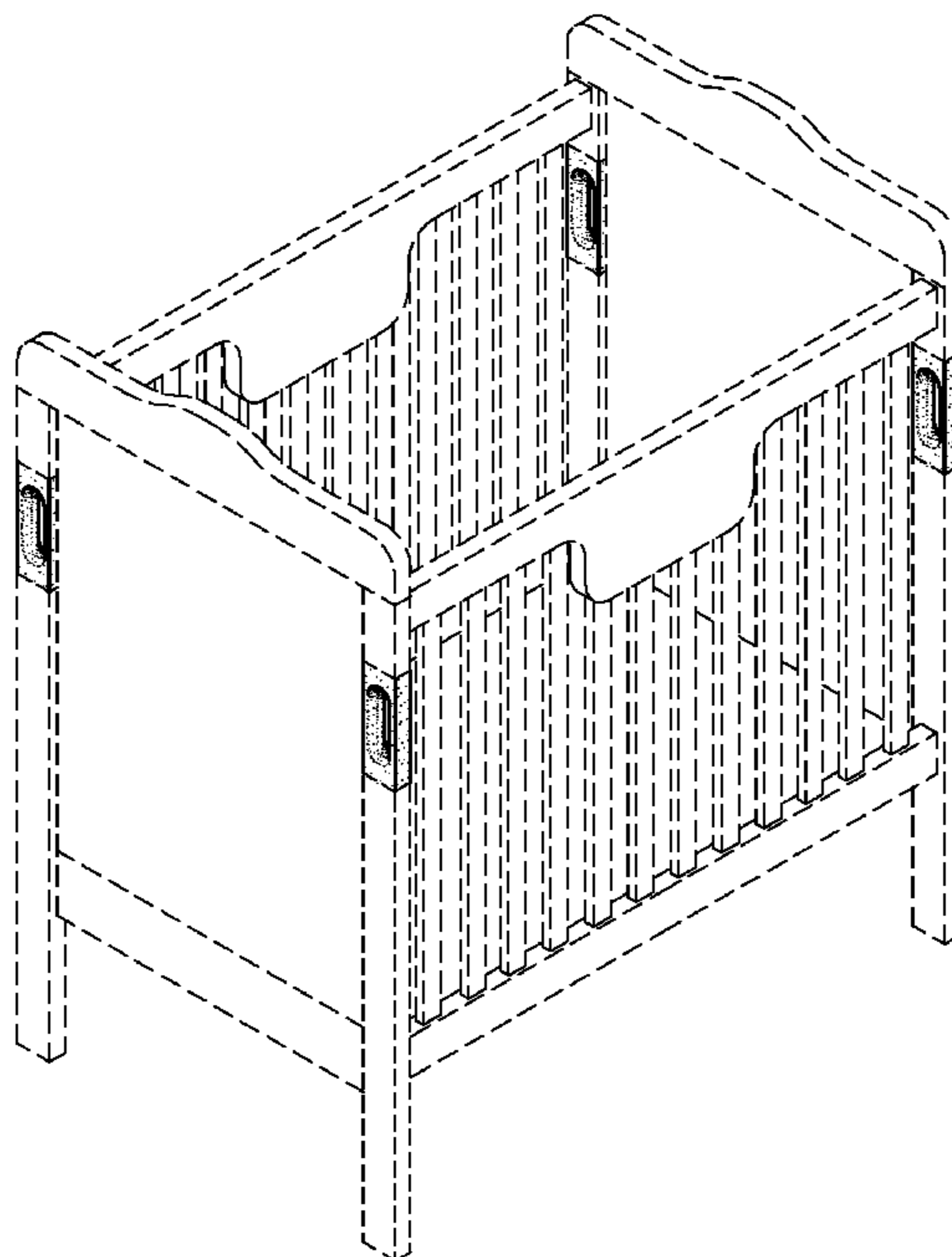
FIG. 6 is a side plan view of a portion of FIG. 2, the opposite side of the portion being a mirror image.

FIG. 7 is a bottom plan view thereof; and,

FIG. 8 is a top plan view thereof.

The broken lines adjacent the shaded areas represent the boundaries of the claimed design, while the other broken lines representing the outline of the crib are for illustrative purposes only, and form no part of the claimed design. The broken lines shown through the cross-sections in FIGS. 4 and 5 are for illustrative purposes only, form no part of the claimed design, and represent the interior portions of the material forming the design.

1 Claim, 6 Drawing Sheets



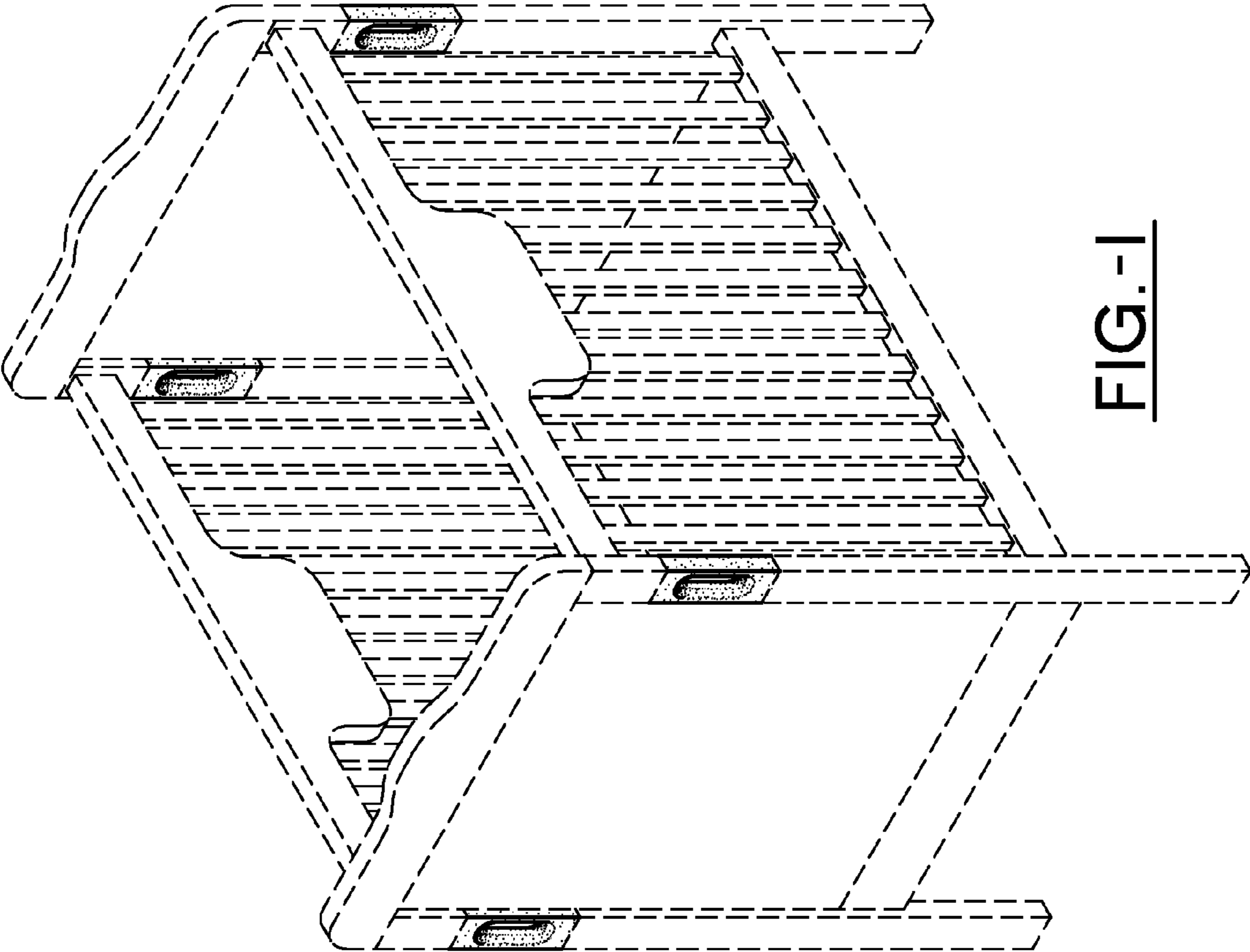


FIG.-1

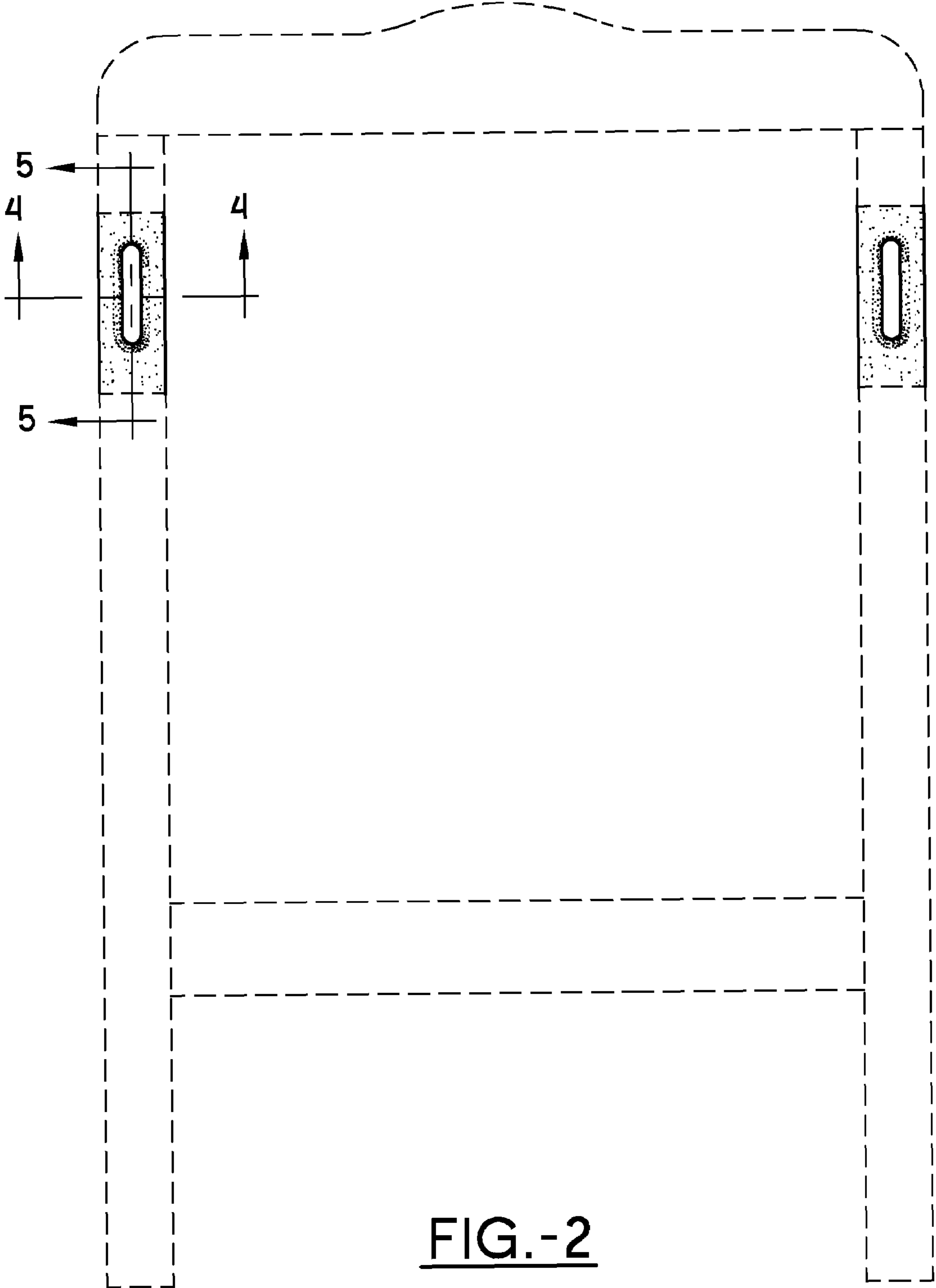


FIG.-2

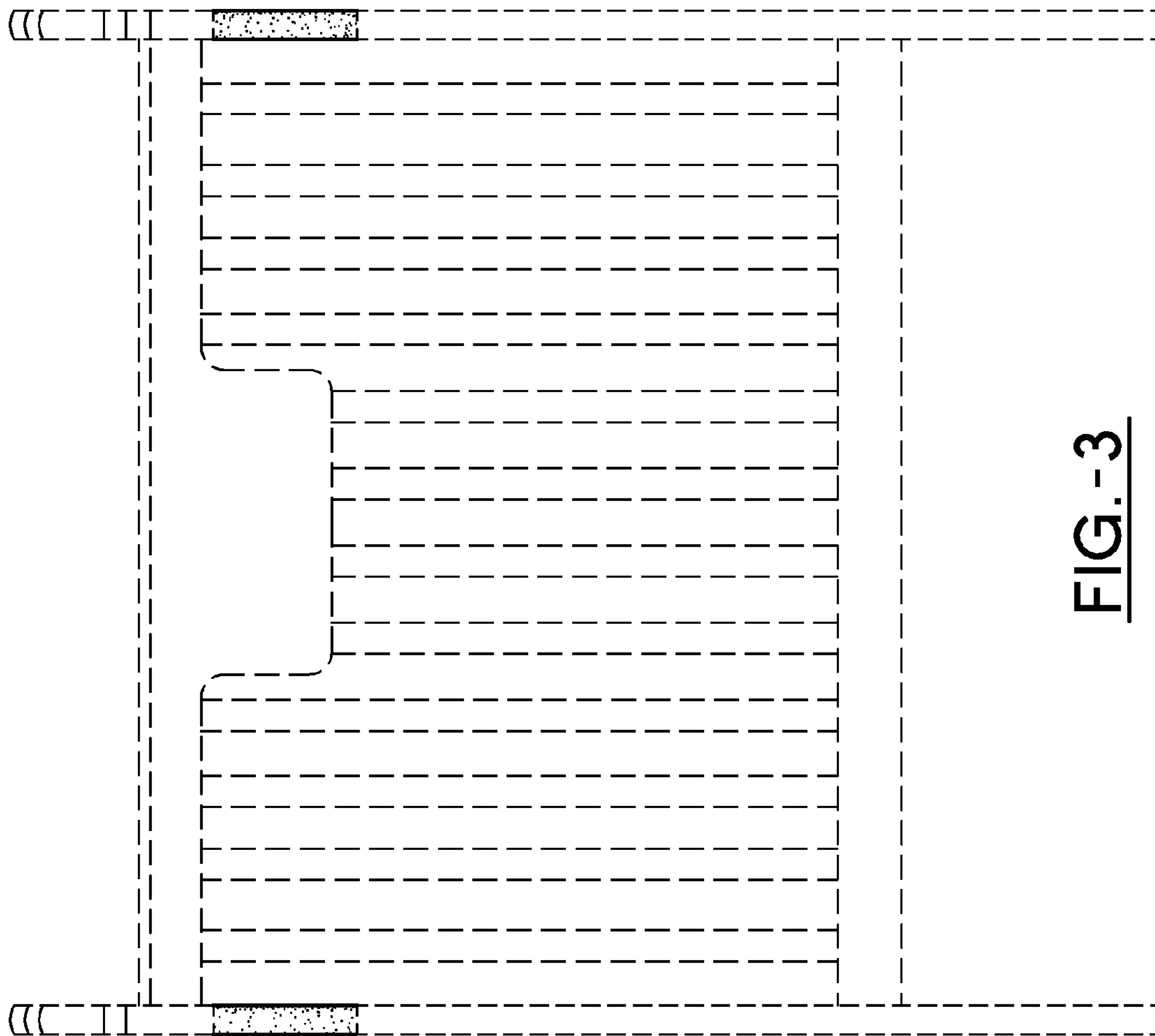


FIG. - 3

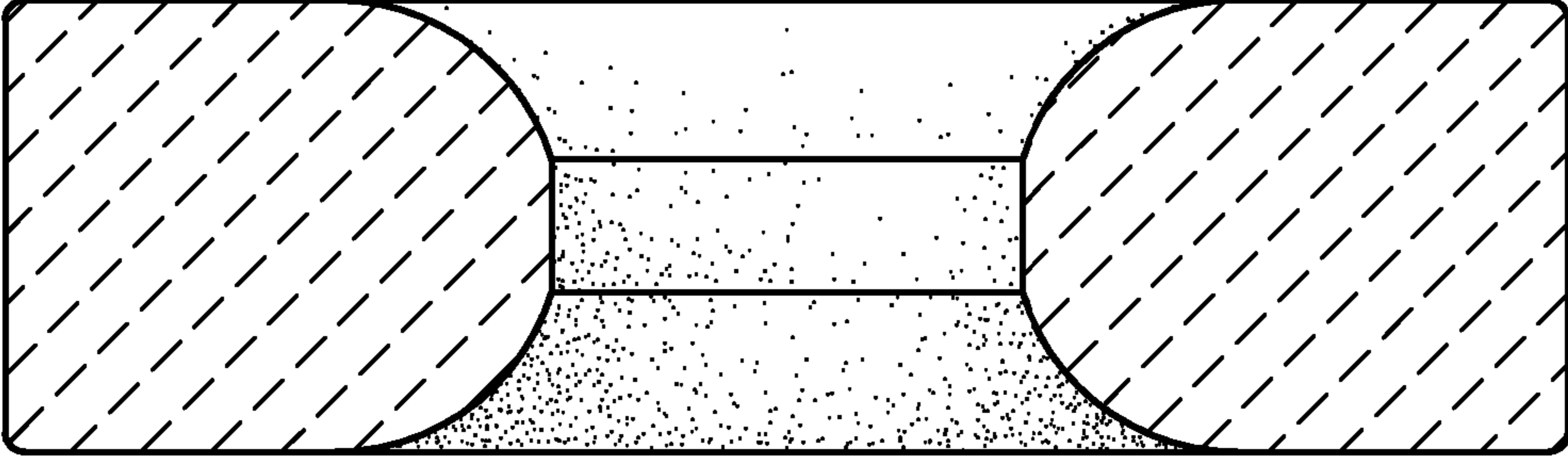


FIG.-4

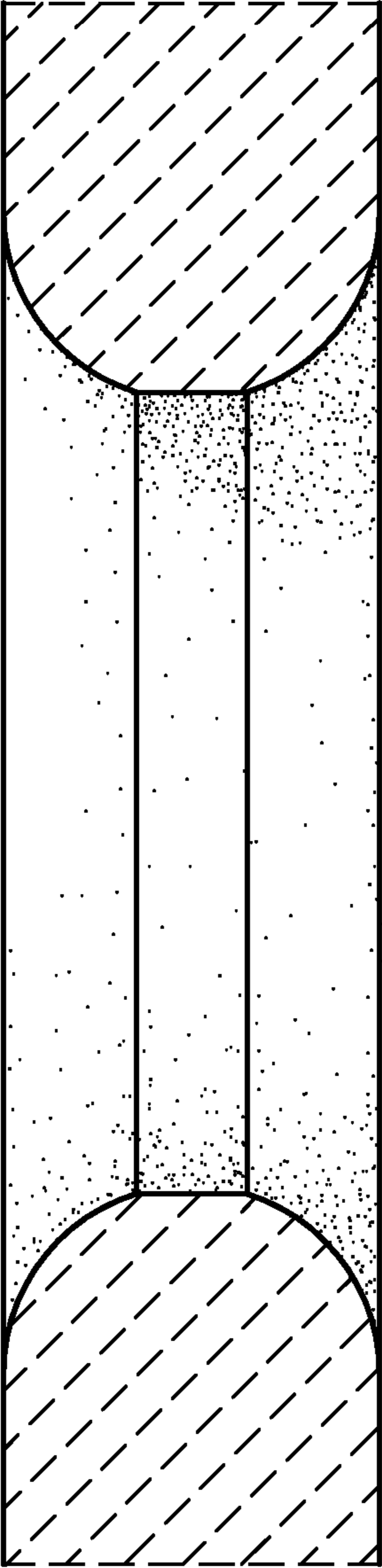


FIG.-5




FIG.-6



FIG.-7



FIG.-8