



US00D579685S

(12) **United States Design Patent**
Skalka

(10) **Patent No.:** **US D579,685 S**
(45) **Date of Patent:** **** Nov. 4, 2008**

(54) **BENCH FRAME**

(75) Inventor: **Gerald Skalka**, Potomac, MD (US)

(73) Assignee: **Victor Stanley, Inc.**, Dunkirk, MD (US)

(**) Term: **14 Years**

(21) Appl. No.: **29/290,738**

(22) Filed: **Jan. 9, 2008**

(51) **LOC (8) Cl.** **06-01**

(52) **U.S. Cl.** **D6/381**

(58) **Field of Classification Search** D6/334,
D6/349, 355, 357, 367, 368, 370, 374-381,
D6/500-502; 297/175, 232, 233, 283.2,
297/283.3, 445.1, 448.1, 452.12, 452.38,
297/452.48, 461, 462; 5/12.1, 12.2

See application file for complete search history.

(56) **References Cited**

U.S. PATENT DOCUMENTS

D376,937 S	12/1996	Skalka	
D384,512 S *	10/1997	Skalka D6/370
D386,012 S *	11/1997	Skalka D6/370
D419,341 S *	1/2000	Chipman D6/492
D457,742 S *	5/2002	Arnold D6/370
D512,229 S *	12/2005	Reza-Hadden D6/355
D523,263 S	6/2006	Skalka	

D525,809 S *	8/2006	Hughes D6/492
D526,514 S *	8/2006	Hughes D6/492
D526,805 S *	8/2006	Skalka D6/381
D530,535 S *	10/2006	Skalka D6/366
D532,620 S *	11/2006	Skalka D6/366
D563,689 S *	3/2008	Skalka D6/381

* cited by examiner

Primary Examiner—Sandra Snapp

(74) *Attorney, Agent, or Firm*—Jacobson Holman PLLC

(57) **CLAIM**

The ornamental design for a bench frame, as shown.

DESCRIPTION

FIG. 1 is an isometric view of a bench frame showing my new design.

FIG. 2 is a right side elevational view of the bench frame of FIG. 1, the left side elevational view being a mirror image thereof.

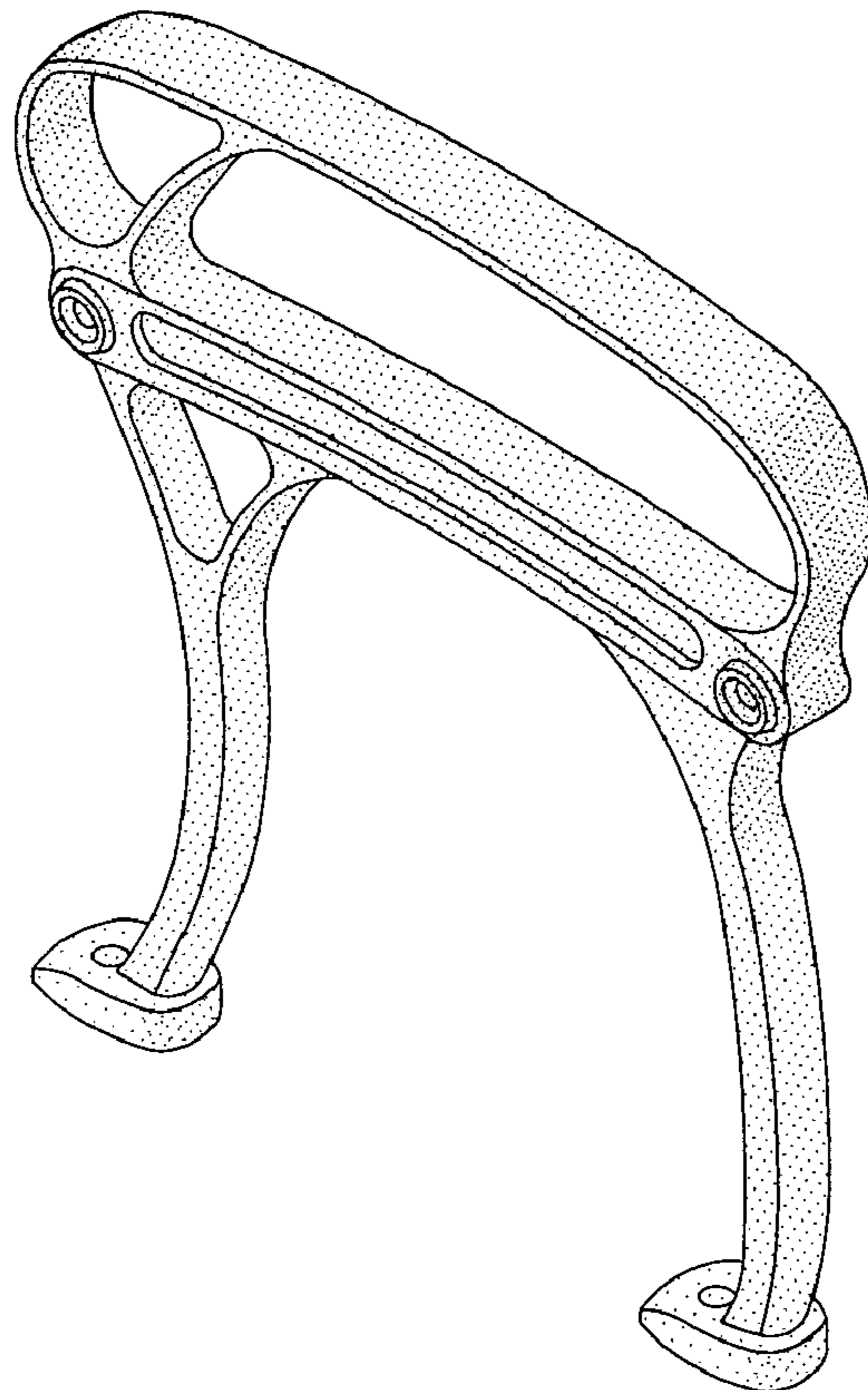
FIG. 3 is a top plan view of the bench frame of FIG. 1.

FIG. 4 is a bottom plan view of the bench frame of FIG. 1.

FIG. 5 is a back elevational view of the bench frame of FIG. 1; and,

FIG. 6 is a front elevational view of the bench frame of FIG. 1.

1 Claim, 1 Drawing Sheet



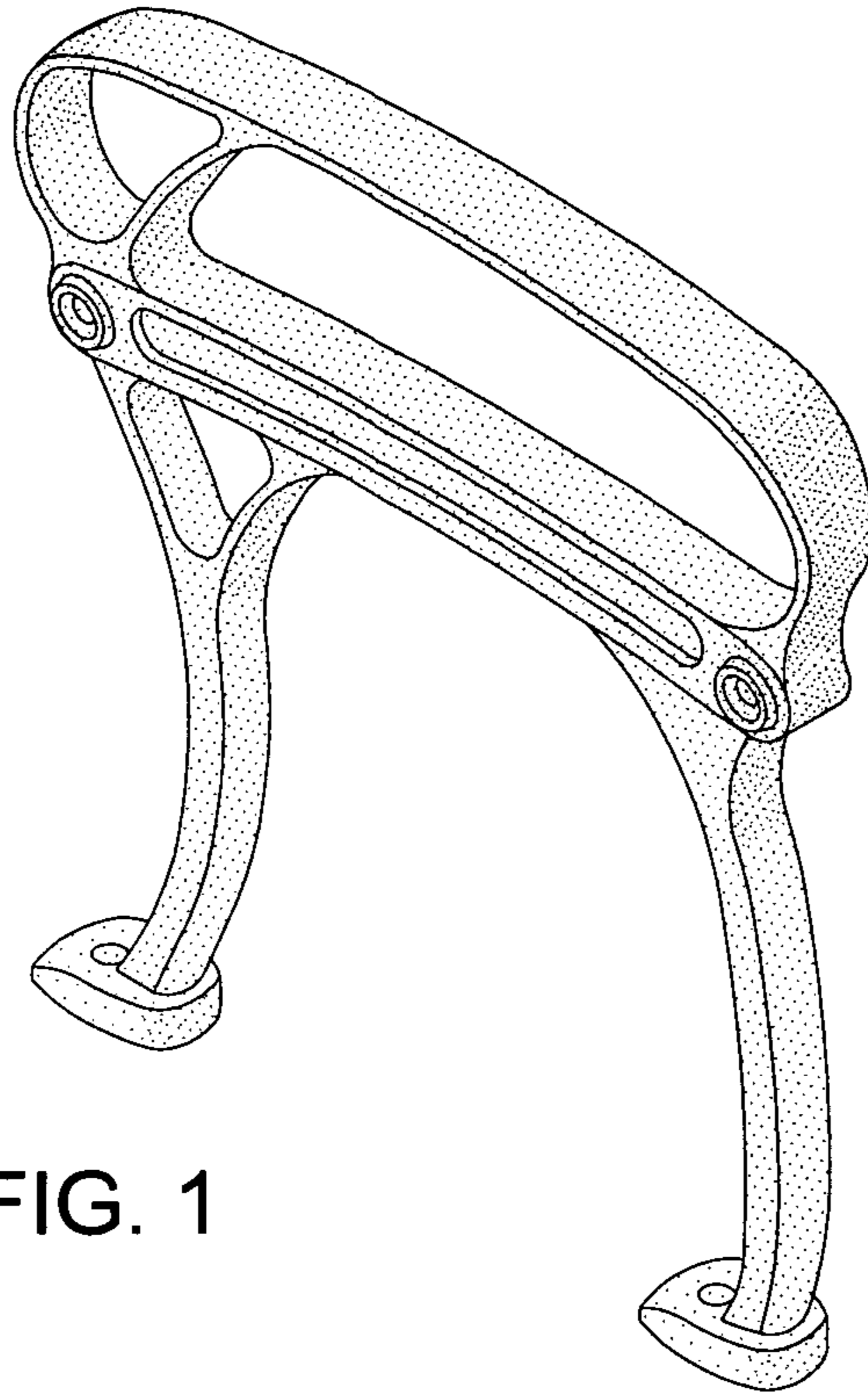


FIG. 1




FIG. 3

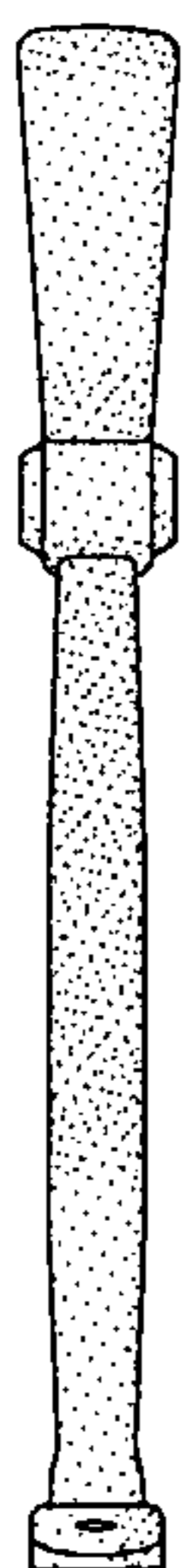


FIG. 5

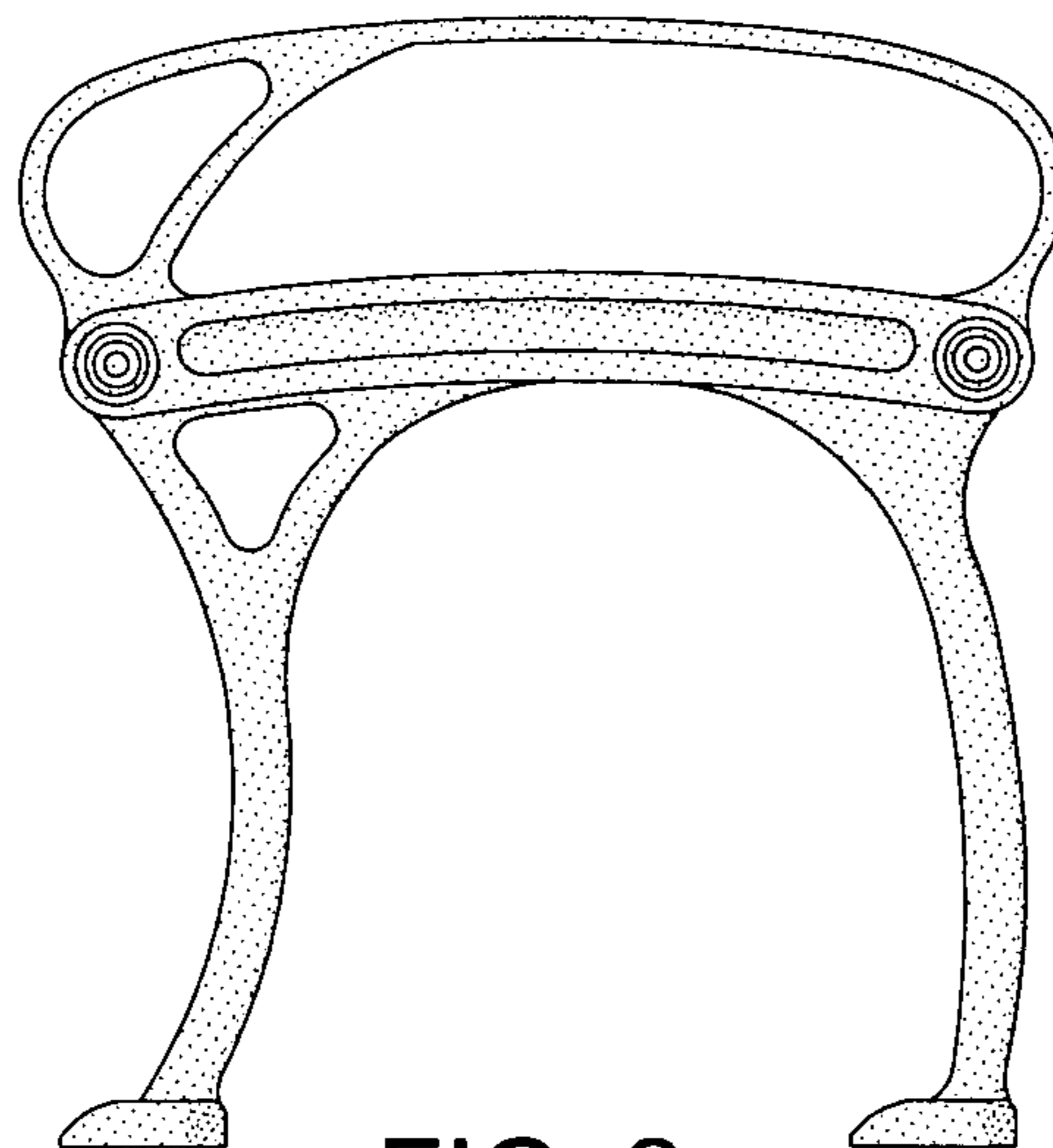


FIG. 2

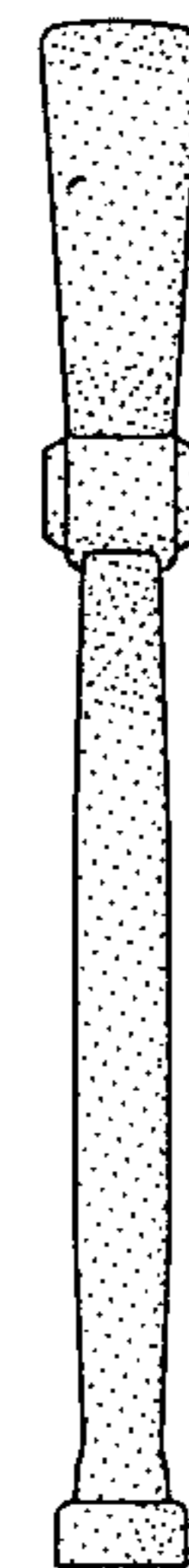


FIG. 6



FIG. 4