



US00D579664S

(12) **United States Design Patent**
Fisher et al.

(10) **Patent No.:** **US D579,664 S**
(45) **Date of Patent:** **** Nov. 4, 2008**

(54) **TOOTHBRUSH**

D526,487 S * 8/2006 Chenvainu et al. D4/101

(75) Inventors: **Jeffrey J. Fisher**, Ada, MI (US); **Scott P. Crossman**, Rockford, MI (US); **Charles E. Burpee**, Grand Rapids, MI (US)

FOREIGN PATENT DOCUMENTS

CA	2224336	12/1997
DE	34 28 860	2/1986
DE	35 24 586	1/1987
DE	41 25 168	4/1992
DE	42 01 873	5/1993
DE	19857032	A1 * 7/1999
EP	0 173 150	3/1986
FR	2587183	3/1987
WO	WO 91/07116	5/1991
WO	WO 92/19125	11/1992
WO	WO 94/21192	9/1994
WO	WO 9741753	A1 * 11/1997
WO	WO 02/45617	A1 * 6/2002

(73) Assignee: **Ranir, LLC**, Grand Rapids, MI (US)

(**) Term: **14 Years**

(21) Appl. No.: **29/238,449**

(22) Filed: **Sep. 15, 2005**

(51) **LOC (8) Cl.** **04-02**

(52) **U.S. Cl.** **D4/101; D4/111**

(58) **Field of Classification Search** D4/101,
D4/104-112, 132, 134, 136, 138; 15/167.1,
15/167.2, 176.1, 186-188, 207.2, DIG. 5;
132/308-311; 601/139, 141, 142
See application file for complete search history.

* cited by examiner

Primary Examiner—Robin V. Webster

Assistant Examiner—Lavone D Tabor

(74) *Attorney, Agent, or Firm*—Warner Norcross & Judd LLP

(56) **References Cited**

(57) **CLAIM**

U.S. PATENT DOCUMENTS

The ornamental design for a toothbrush, as shown and described.

1,896,731	A	2/1933	Lippett	
1,947,324	A	2/1934	Zerbee	
2,080,605	A	5/1937	Duey	
2,140,307	A	12/1938	Belaschk et al.	
2,155,245	A	4/1939	Sekine	
2,558,332	A	6/1951	Artale	
3,742,549	A	7/1973	Scopp et al.	
4,020,522	A	5/1977	Behrend	
4,619,009	A	10/1986	Rosenstatter	
4,739,532	A	4/1988	Behrend	
D353,490	S *	12/1994	Hartwein D4/108
5,467,495	A	11/1995	Boland et al.	
5,652,990	A	8/1997	Driesen et al.	
5,655,249	A	8/1997	Li	
5,732,433	A	3/1998	Gocking et al.	
6,021,538	A	2/2000	Kressner et al.	
6,230,354	B1 *	5/2001	Sproat 15/28
6,237,178	B1 *	5/2001	Krammer et al. 15/22.1
D455,010	S *	4/2002	Kling D4/101

DESCRIPTION

FIG. 1 is a perspective view of the toothbrush embodying the new design;

FIG. 2 is a front elevational view thereof;

FIG. 3 is a left side elevational view, the right side being a mirror image thereof;

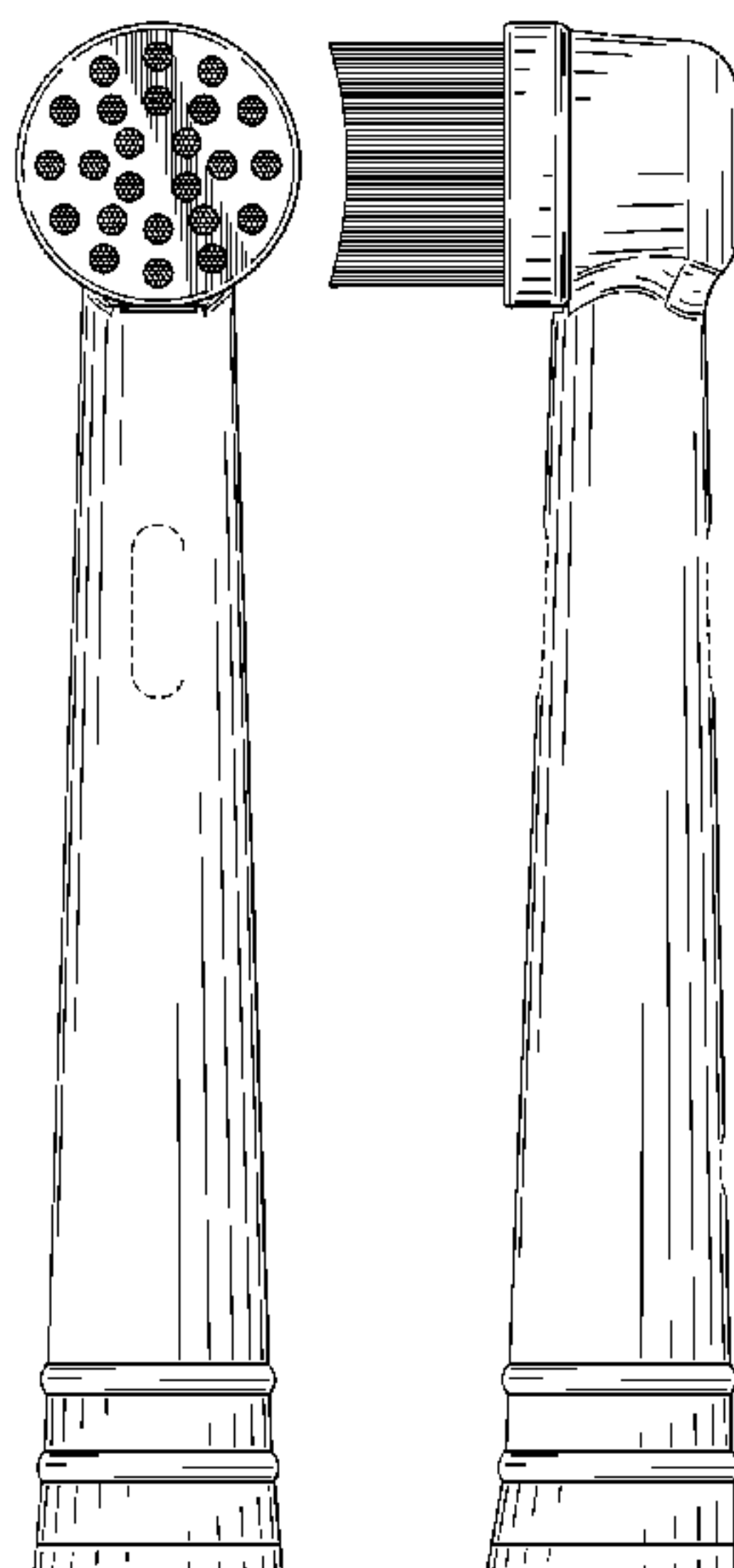
FIG. 4 is a rear elevational view thereof;

FIG. 5 is a top plan view thereof; and,

FIG. 6 is a bottom plan view thereof.

FIGS. 1-6 show portions of the toothbrush in broken lines for illustrative purposes only, the portions in broken lines form no part of the claimed design.

1 Claim, 3 Drawing Sheets



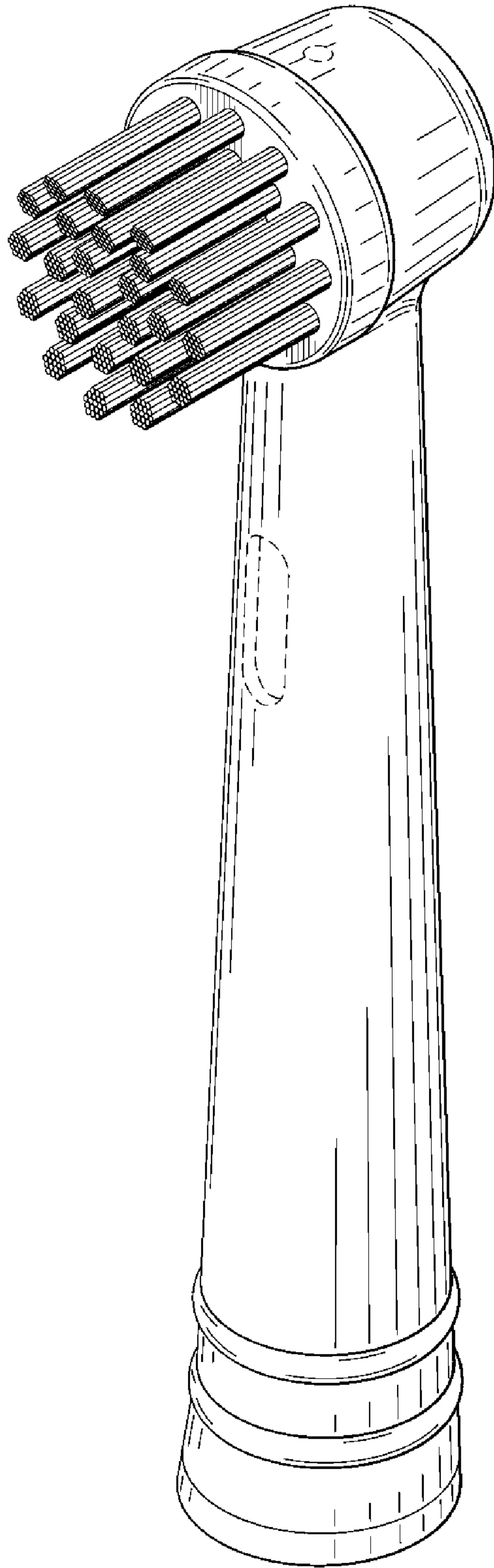


FIG. 1

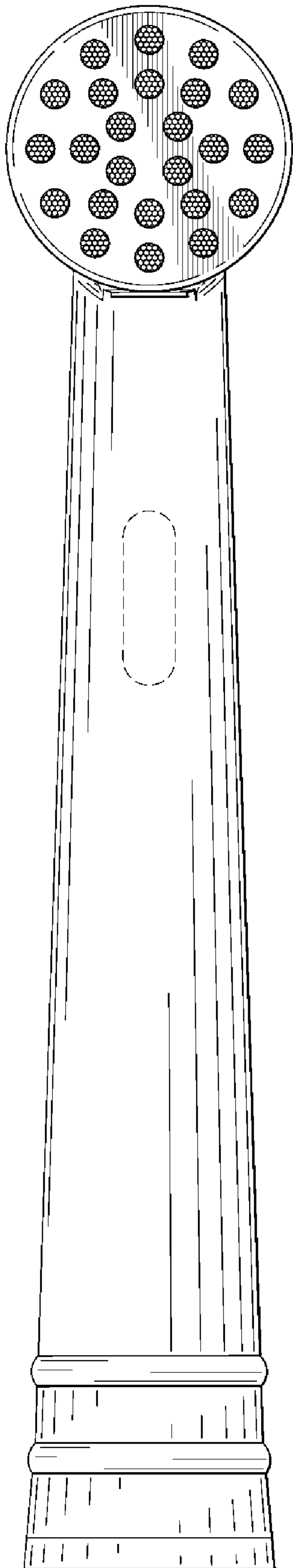


FIG. 2



FIG. 3

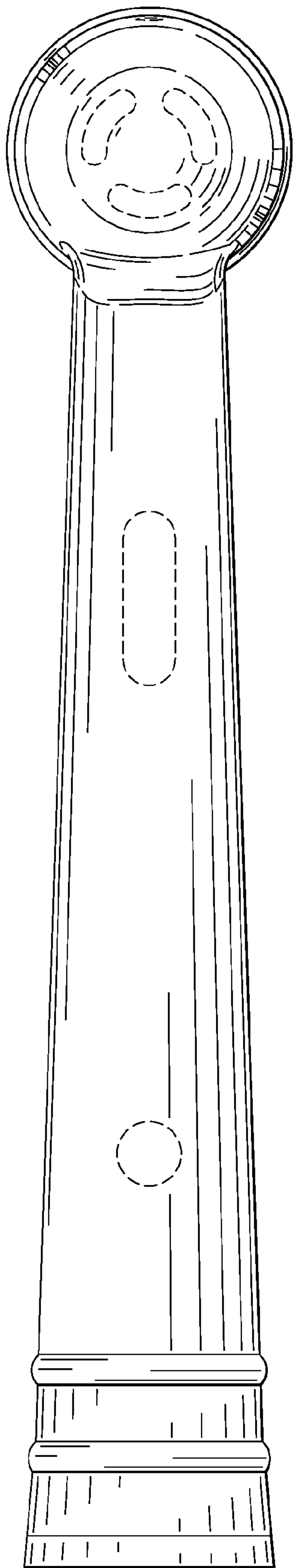


FIG. 4




FIG. 5




FIG. 6