



US00D579647S

(12) **United States Design Patent**
Schoenborn et al.

(10) **Patent No.:** **US D579,647 S**
(45) **Date of Patent:** **** Nov. 4, 2008**

(54) **FOOTWEAR UPPER**

(75) Inventors: **Mary L. Schoenborn**, Rockford, MI
(US); **Grant A. Urie**, Shelburne, VT
(US)

(73) Assignee: **Wolverine World Wide, Inc.**, Rockford,
MI (US)

(**) Term: **14 Years**

(21) Appl. No.: **29/293,014**

(22) Filed: **Nov. 7, 2007**

(51) **LOC (8) Cl.** **02-99**

(52) **U.S. Cl.** **D2/970**

(58) **Field of Classification Search** D2/897,
D2/901, 904, 909-912, 946, 969, 970-974;
36/45, 50.1, 83, 113, 114, 126-134, 77 R,
36/77 M, 88

See application file for complete search history.

(56) **References Cited**

U.S. PATENT DOCUMENTS

| | | | | | |
|------------|---|---------|---------------|-------|--------|
| D442,356 S | * | 5/2001 | Aschenbrenner | | D2/912 |
| D480,549 S | | 10/2003 | Matis et al. | | |
| D497,476 S | | 10/2004 | Huard et al. | | |
| D499,233 S | * | 12/2004 | Sedlbauer | | D2/910 |
| D500,193 S | | 12/2004 | Matis et al. | | |
| D503,267 S | | 3/2005 | Matis et al. | | |
| D503,525 S | | 4/2005 | Matis | | |
| D513,554 S | | 1/2006 | Matis et al. | | |
| D514,796 S | * | 2/2006 | Sedlbauer | | D2/970 |
| D516,285 S | * | 3/2006 | Sedlbauer | | D2/970 |
| D516,792 S | * | 3/2006 | Sedlbauer | | D2/970 |
| D517,791 S | * | 3/2006 | Sedlbauer | | D2/970 |
| D517,792 S | * | 3/2006 | Sedlbauer | | D2/970 |
| D523,217 S | | 6/2006 | Matis et al. | | |

| | | |
|------------|---------|---------------|
| D524,019 S | 7/2006 | Matis et al. |
| D532,591 S | 11/2006 | Matis et al. |
| D534,338 S | 1/2007 | Belley et al. |
| D535,089 S | 1/2007 | Matis et al. |
| D541,027 S | 4/2007 | Belley et al. |
| D554,342 S | 11/2007 | St. Louis |

OTHER PUBLICATIONS

Merrell Fall 2007 Catalog, p. 125.
Merrell Satellite Chill Kids 2006.

* cited by examiner

Primary Examiner—Stella M. Reid
Assistant Examiner—Rashida C McCoy

(74) *Attorney, Agent, or Firm*—Warner Norcross & Judd LLP

(57) **CLAIM**

The ornamental design for footwear upper, as shown and described.

DESCRIPTION

FIG. 1 is a perspective view of the footwear upper embodying the new design;

FIG. 2 is an enlarged top plan view thereof;

FIG. 3 is reduced right side view thereof;

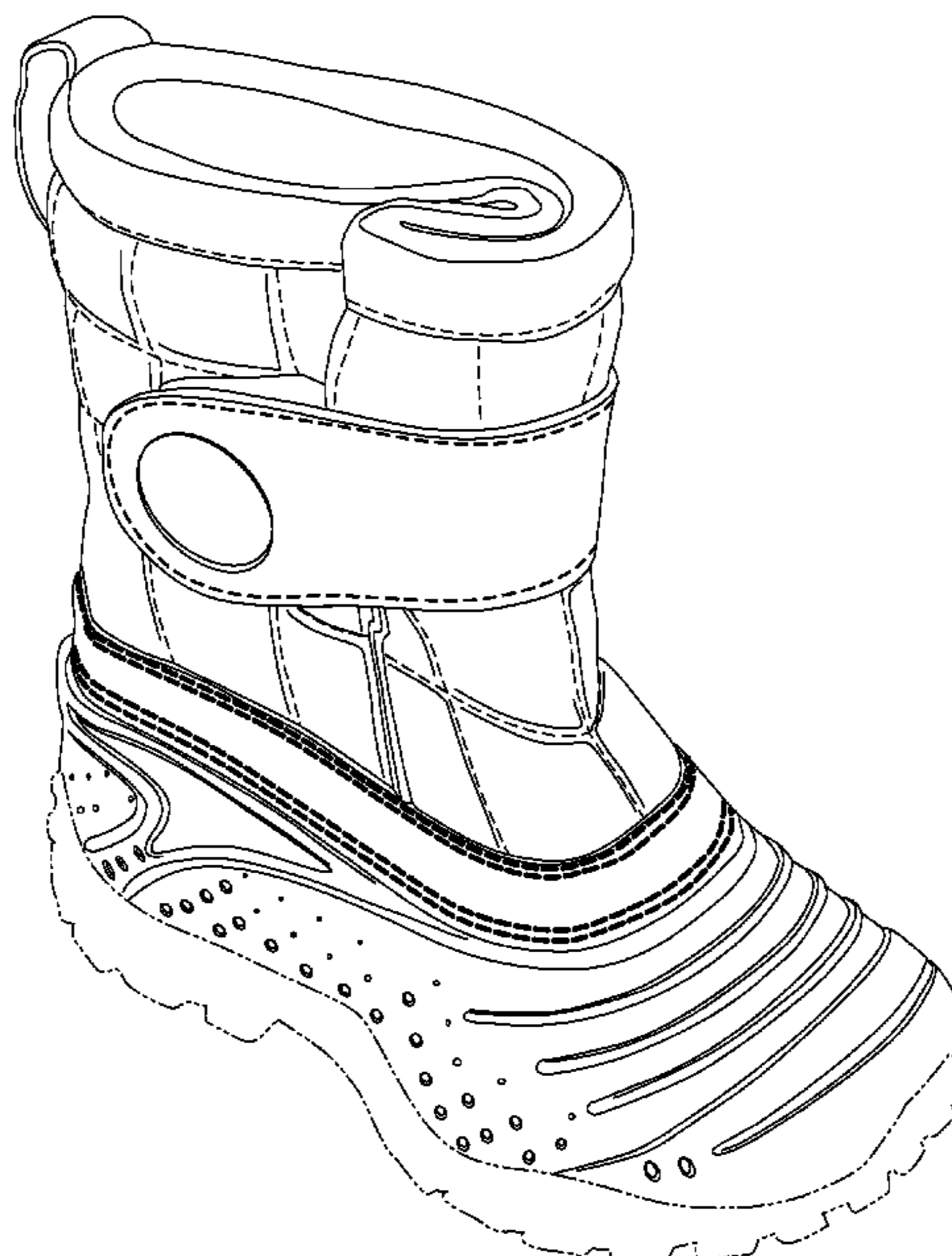
FIG. 4 is reduced left side view thereof;

FIG. 5 is a front view thereof; and,

FIG. 6 is a back view thereof.

FIGS. 1 and 3-6 show features of an article of footwear in phantom lines. These features are shown for environmental purposes and do not form any part of the claimed design. Further, the phantom lines immediately adjacent the solid-line portions of the design form the boundary of the design, with the phantom lines forming no part of the claimed design.

1 Claim, 4 Drawing Sheets



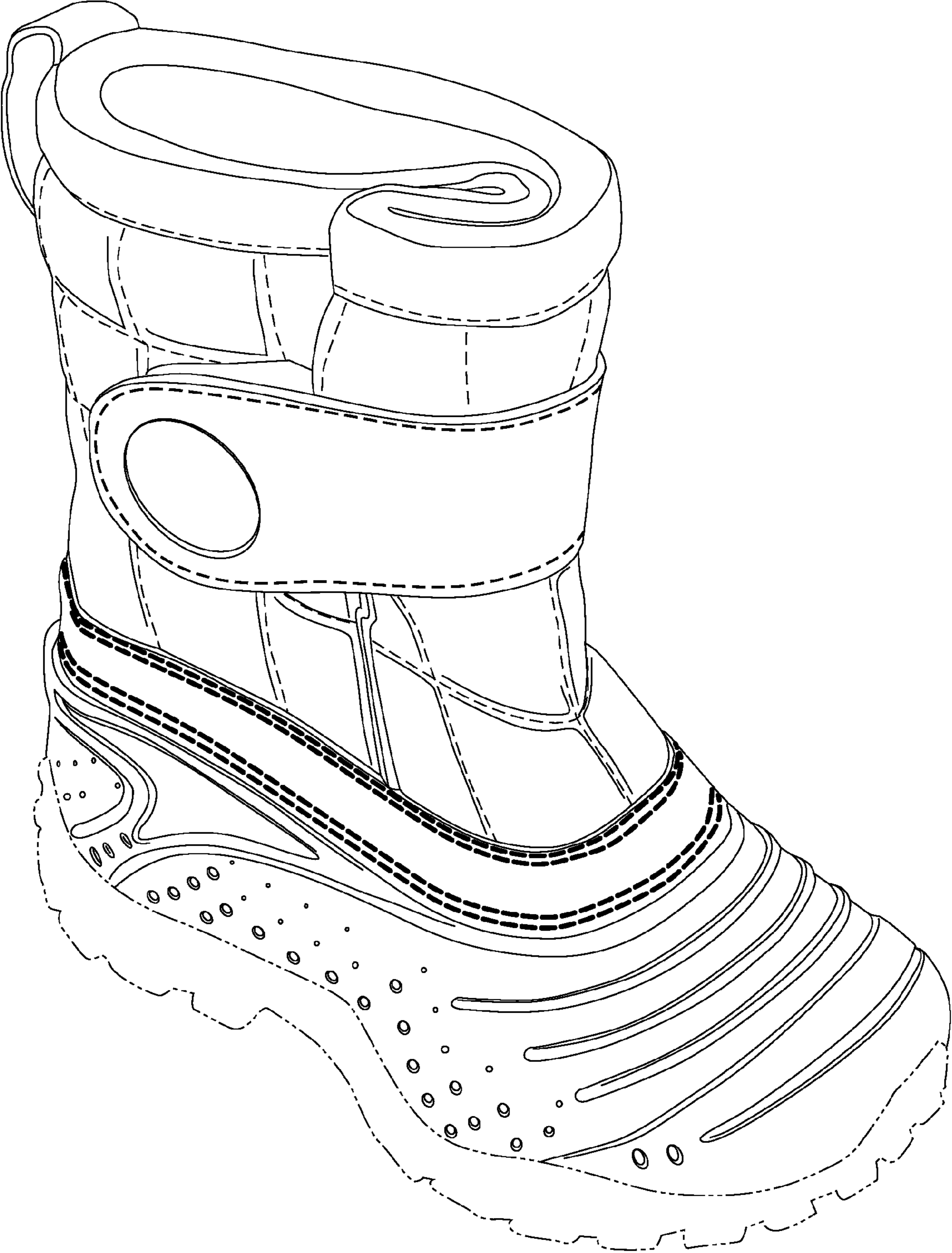


Fig. 1

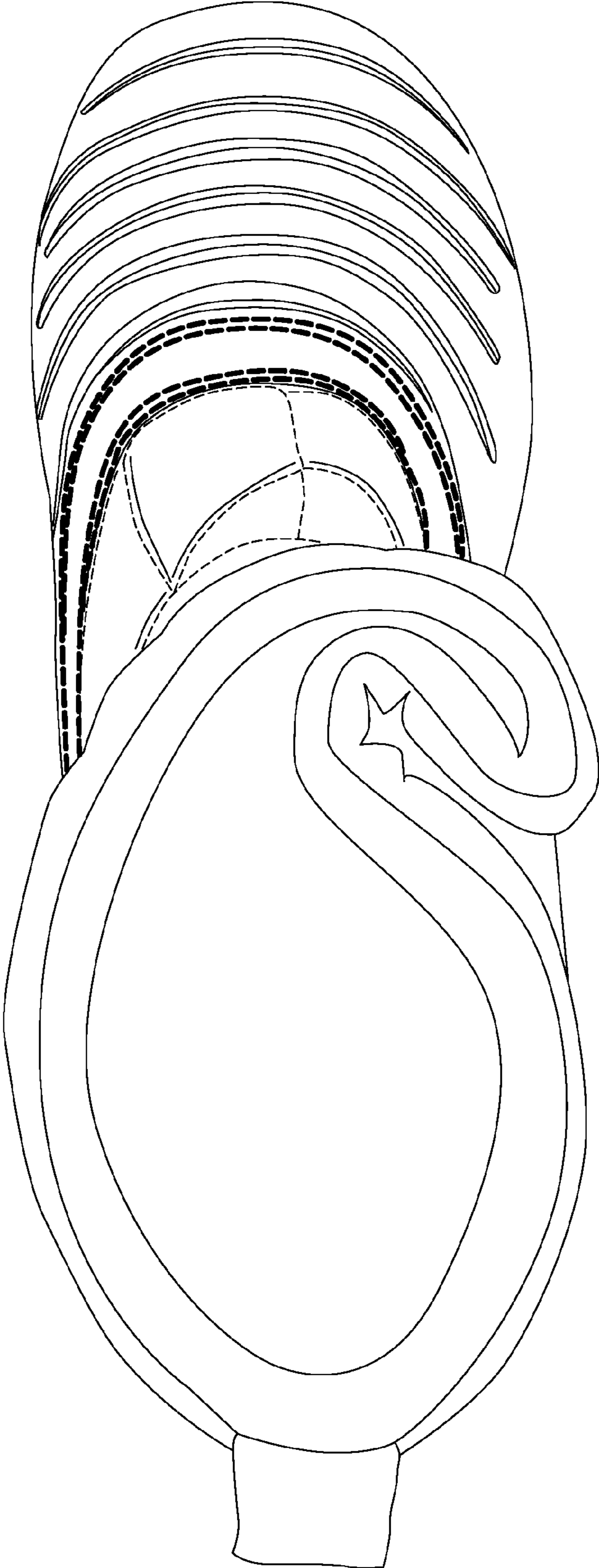


Fig. 2

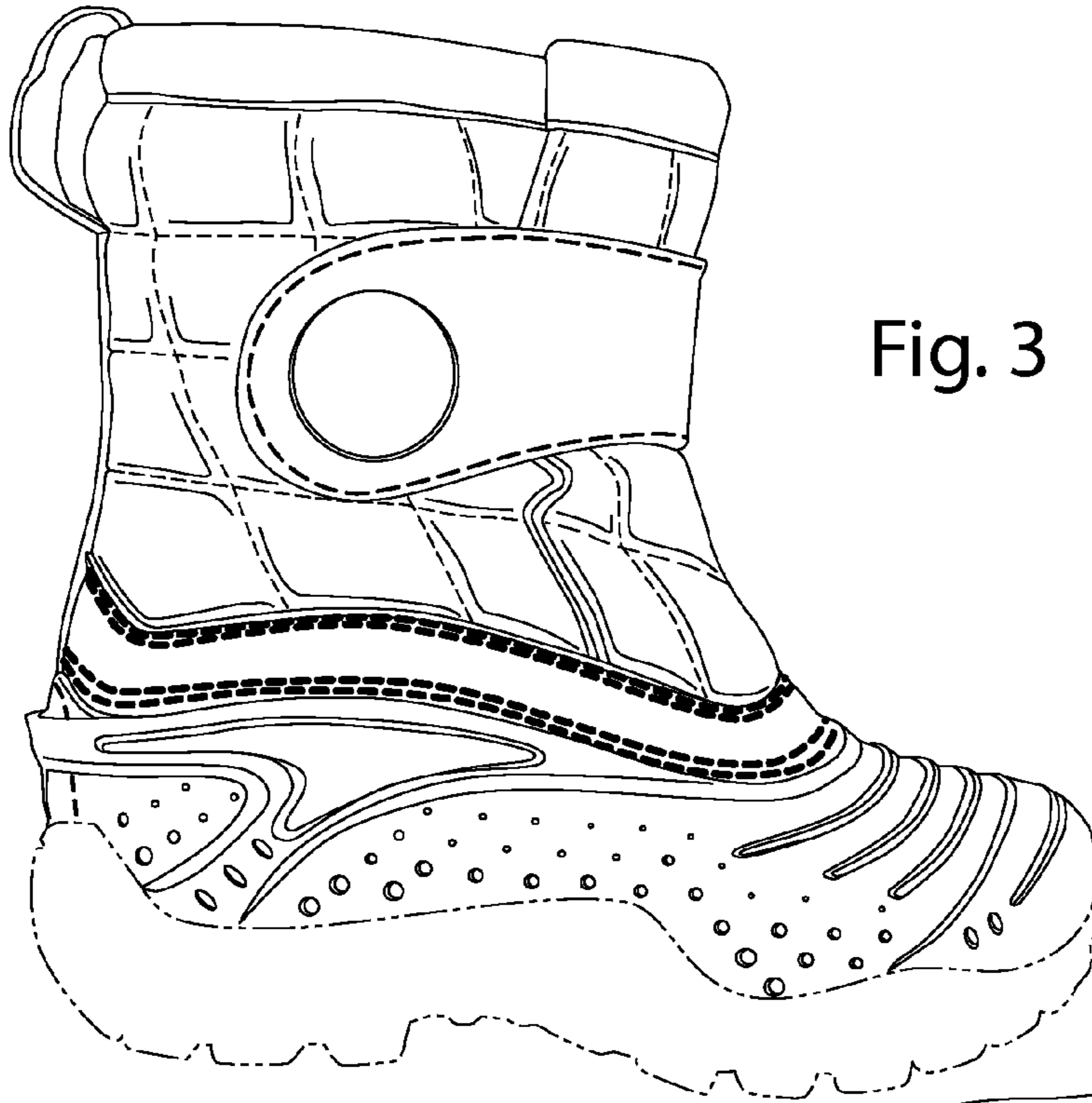


Fig. 3

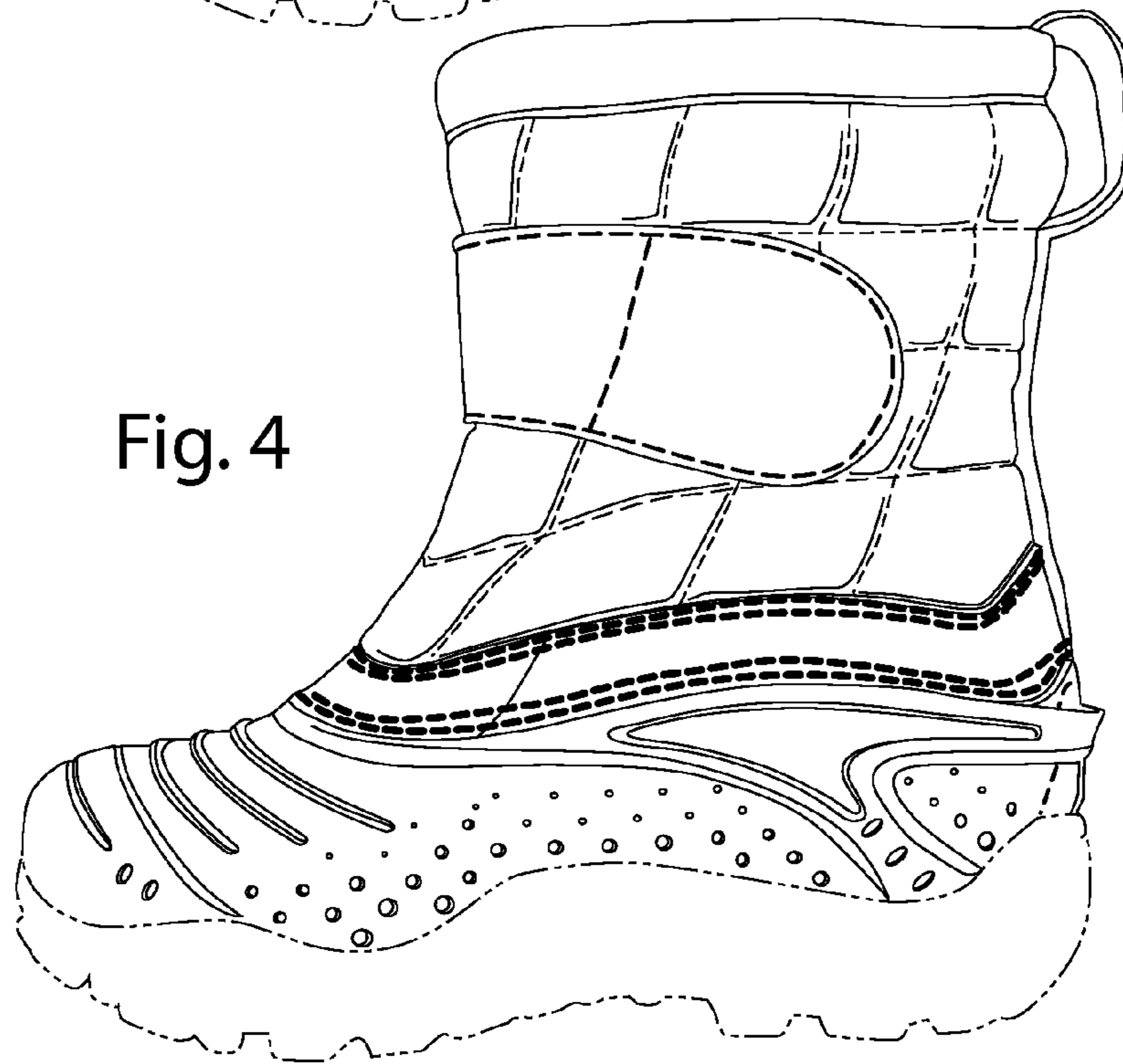


Fig. 4

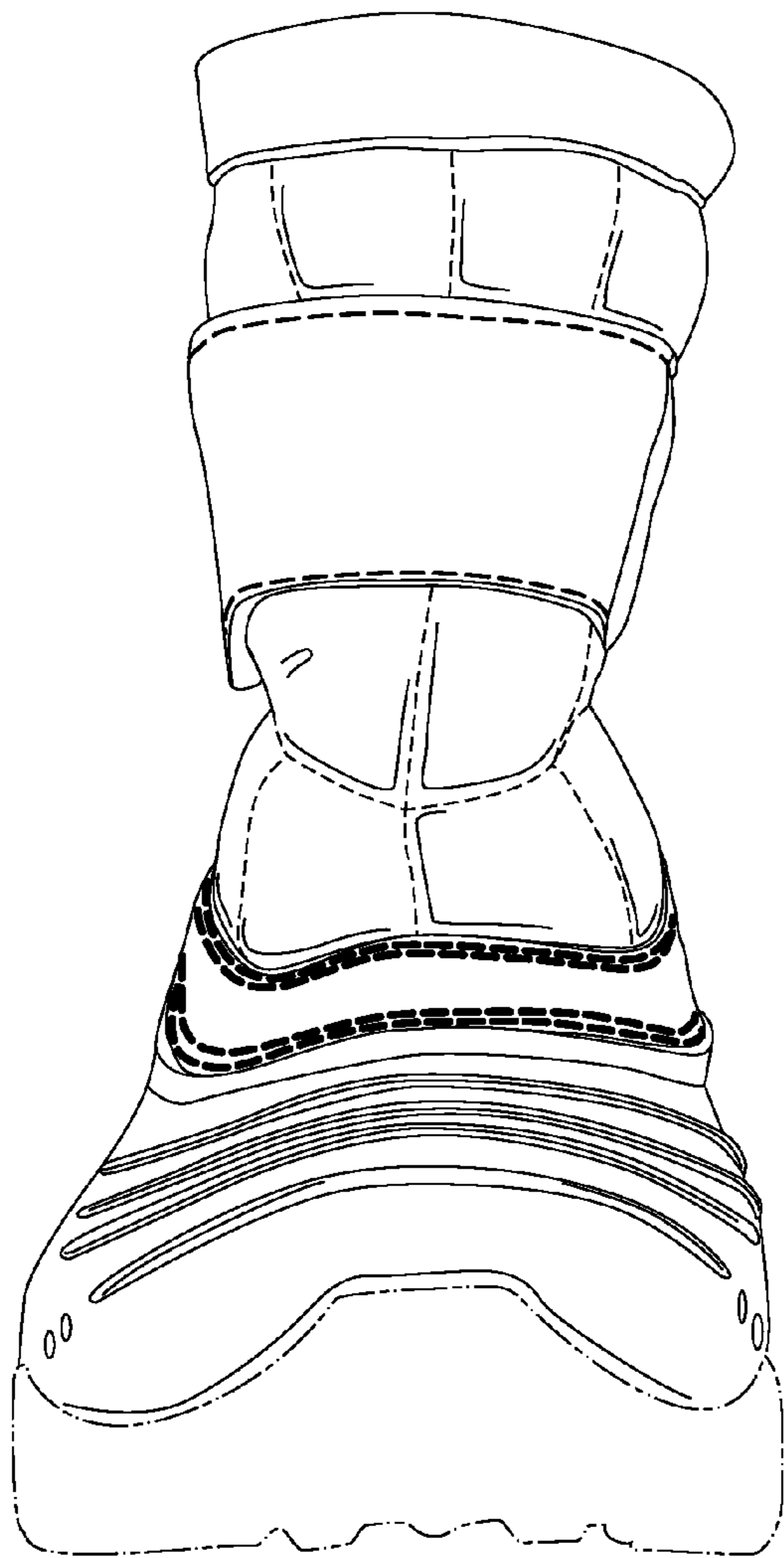


Fig. 5

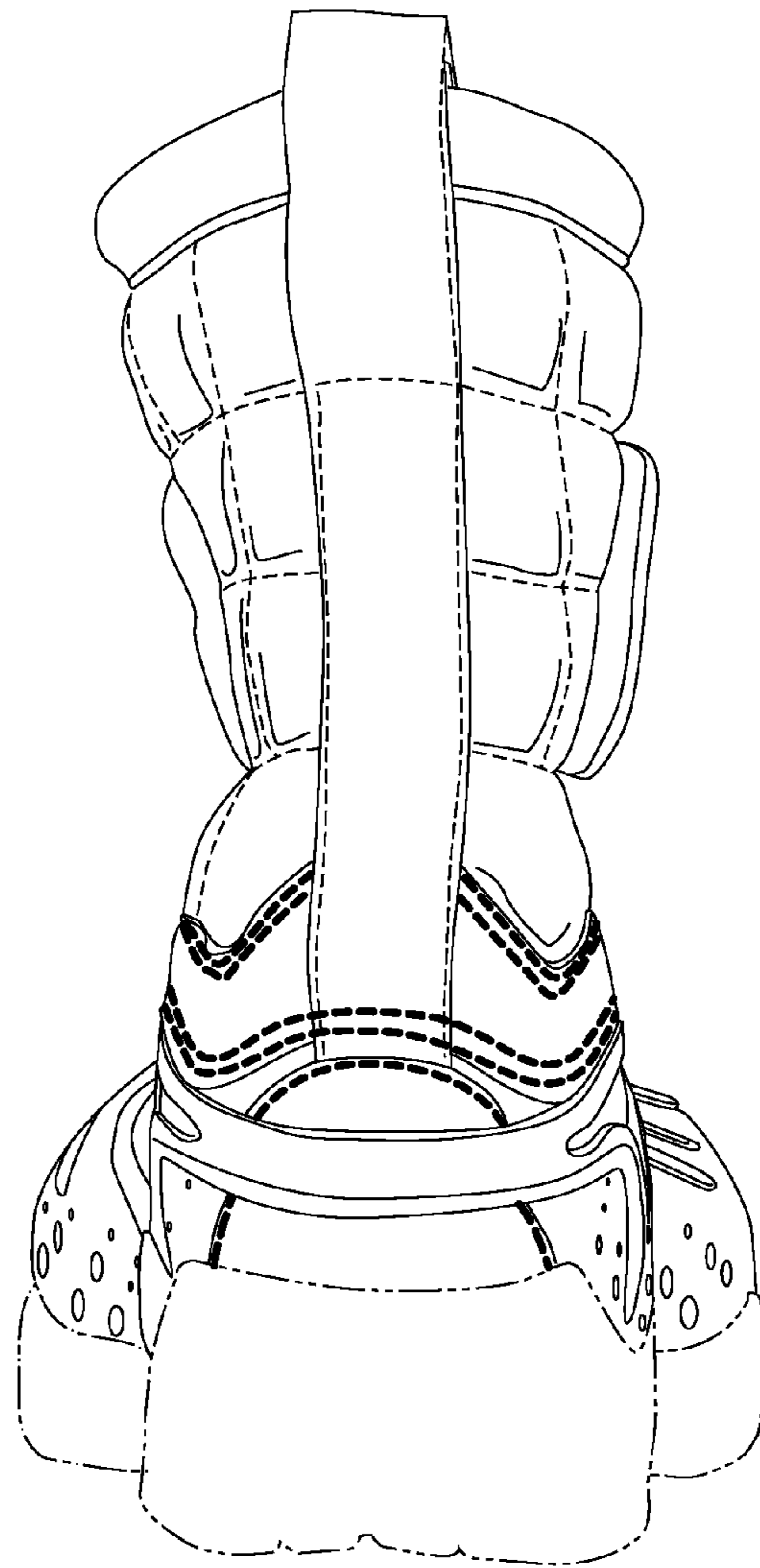


Fig. 6