



US00D579640S

(12) **United States Design Patent**
Duffy

(10) **Patent No.:** **US D579,640 S**
(45) **Date of Patent:** **** Nov. 4, 2008**

(54) **FOOTWEAR SOLE**

(75) Inventor: **Gregg Duffy**, Essex Junction, VT (US)

(73) Assignee: **Wolverine World Wide, Inc.**, Rockford, MI (US)

(**) Term: **14 Years**

(21) Appl. No.: **29/293,098**

(22) Filed: **Nov. 7, 2007**

(51) **LOC (8) Cl.** **02-04**

(52) **U.S. Cl.** **D2/953; D2/947; D2/951**

(58) **Field of Classification Search** D2/902,
D2/906, 908, 947, 951-960; 36/3 B, 22 R,
36/24.5, 25 R, 28, 32 R, 67 A, 59 C, 103
See application file for complete search history.

(56) **References Cited**

U.S. PATENT DOCUMENTS

D386,595 S *	11/1997	Teague	D2/960
5,926,974 A *	7/1999	Friton	36/28
D440,385 S *	4/2001	Matis et al.	D2/953
D456,128 S *	4/2002	Evans et al.	D2/961
D481,526 S *	11/2003	Matis et al.	D2/953
D492,095 S *	6/2004	Sanchez et al.	D2/896
D500,582 S *	1/2005	Robbins et al.	D2/953
D502,594 S *	3/2005	Belley et al.	D2/951
D507,695 S *	7/2005	McClaskie	D2/960
D515,791 S *	2/2006	McClaskie	D2/953
D527,514 S *	9/2006	Cass	D2/953
D553,831 S *	10/2007	McClaskie	D2/952
D556,983 S *	12/2007	Mangee et al.	D2/952
D564,184 S *	3/2008	Issler	D2/896
2005/0060914 A1 *	3/2005	Fuerst	36/102
2006/0283043 A1 *	12/2006	Lamstein	36/3 B

OTHER PUBLICATIONS

CAT 1997 Catalog, p. 37.

Merrell Sandals Spring, Summer 1996 Catalog, p. 4.

Hy-Test 1998 Catalog, p. 69.

Merrell Spring Performance Footwear 2000 Catalog, p. 41.

Harley-Davidson 2000 Catalog, p. 33.

Patagonia Spring/Summer 2007 Catalog, p. 18.

CAT Autumn/Winter 2007 Catalog, p. 3.

Hyttest 2007 Catalog, p. 73.

Bates 2007 Catalog, p. 20.

Wolverine 2000 Catalog Rubber Section, p. 1.

* cited by examiner

Primary Examiner—Celia A Murphy

(74) *Attorney, Agent, or Firm*—Warner Norcross & Judd LLP

(57) **CLAIM**

The ornamental design for footwear sole, as shown and described.

DESCRIPTION

FIG. 1 is a perspective view of the footwear sole embodying the new design;

FIG. 2 is a bottom view thereof;

FIG. 3 is a right side view thereof;

FIG. 4 is a left side view thereof;

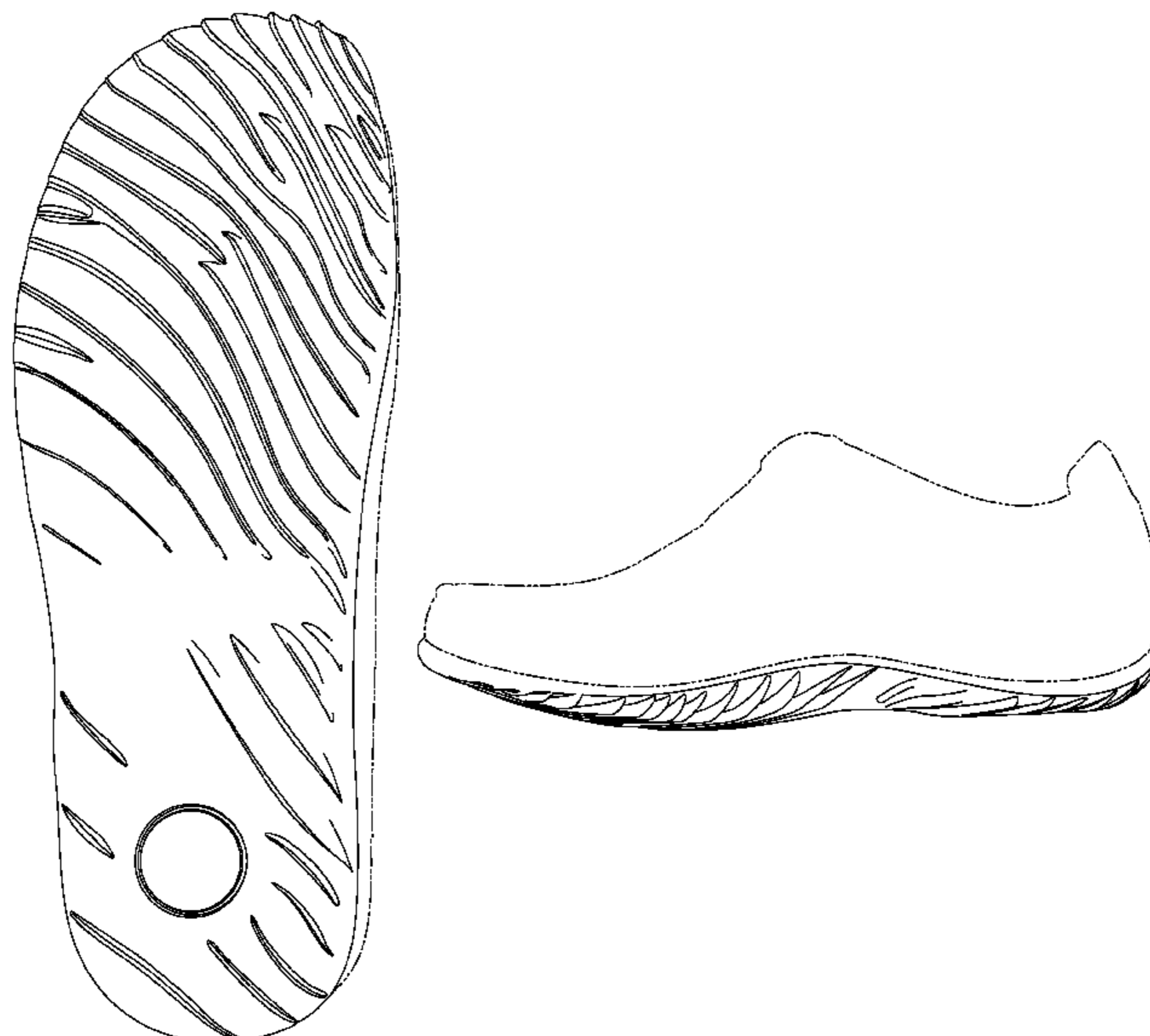
FIG. 5 is a front view thereof; and,

FIG. 6 is a rear view thereof.

FIGS. 1—6 show features of an article of footwear in phantom lines. These features are shown for environmental purposes and do not form any part of the claimed design. Further, the phantom lines immediately adjacent the solid-line portions of the design form the boundary of the design, with the phantom lines forming no part of the claimed design.

The outermost circle shown in broken lines in FIGS. 1 & 2 form an internal boundary of the design with neither the lines themselves nor the area within forming any part of the claim.

1 Claim, 4 Drawing Sheets



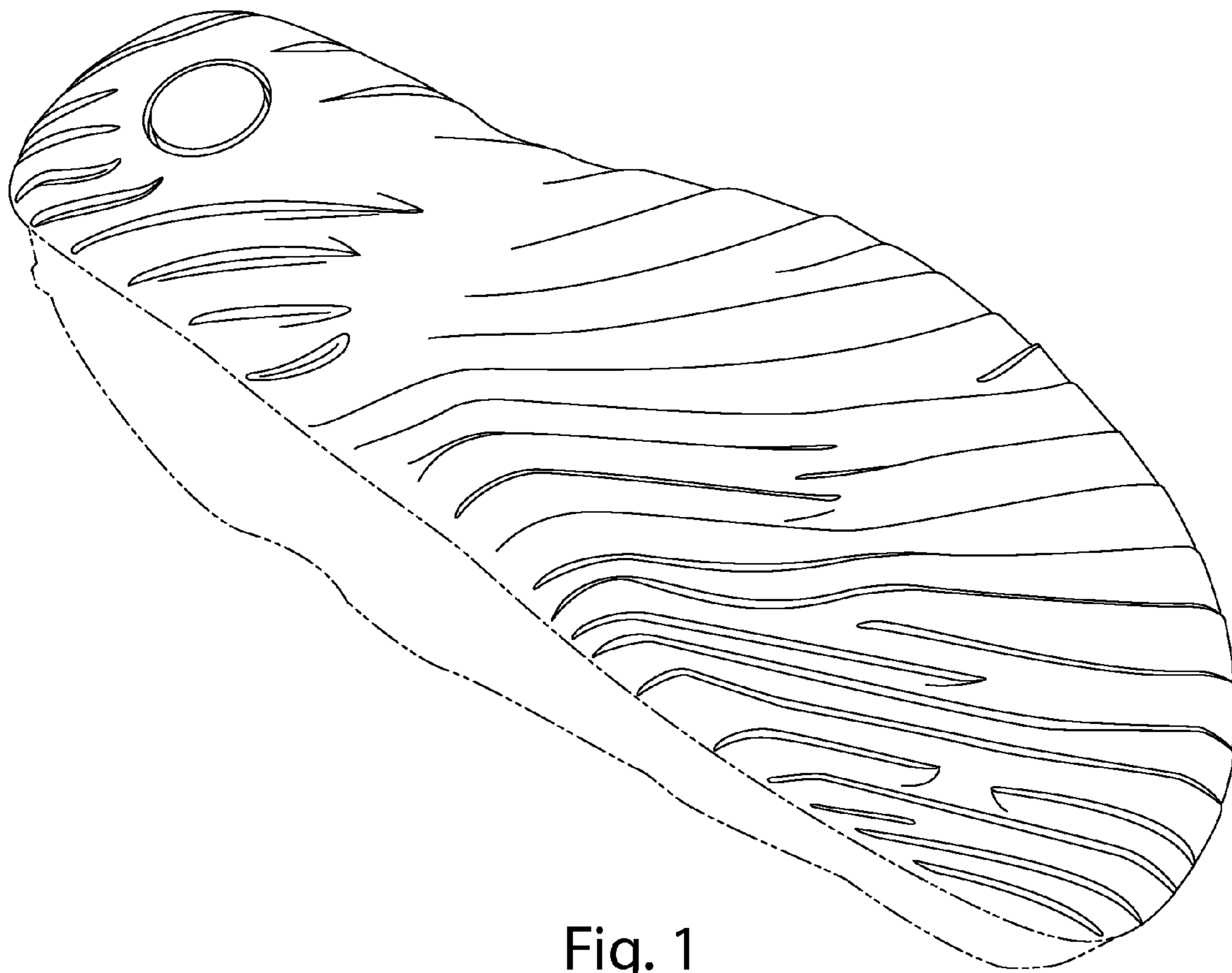


Fig. 1

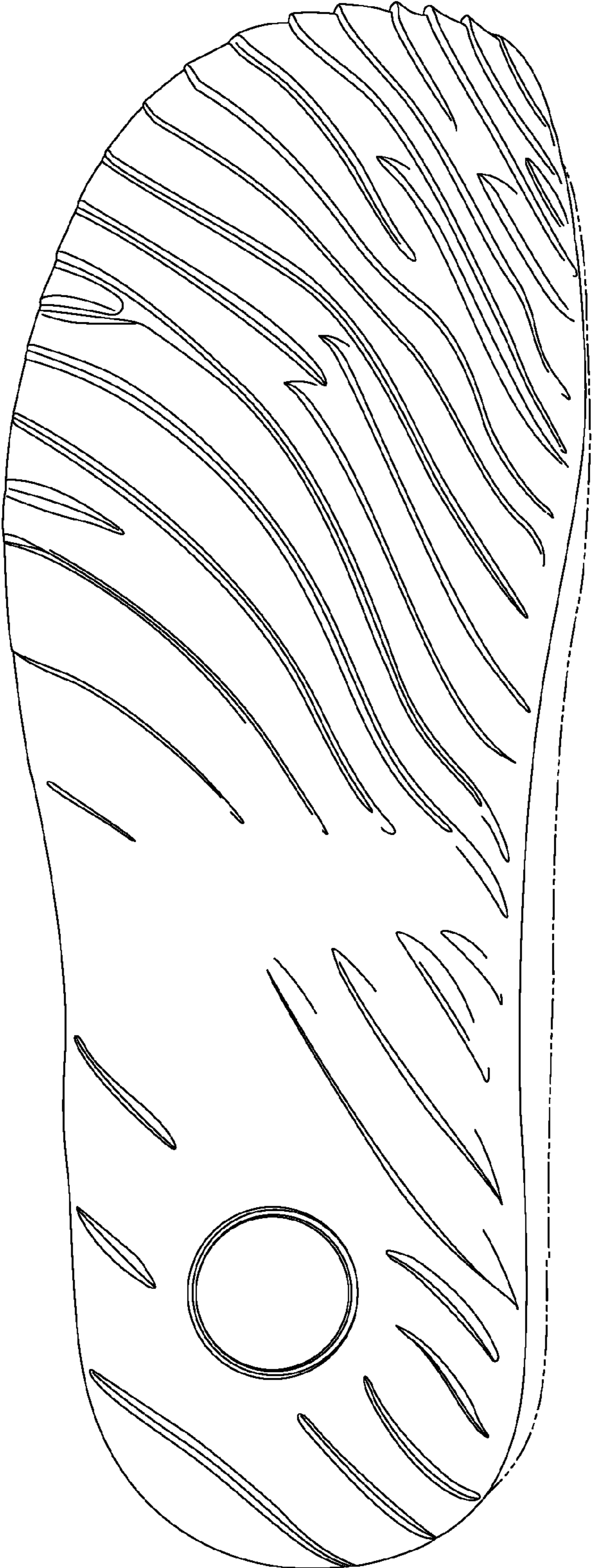


Fig. 2



Fig. 3




Fig. 4

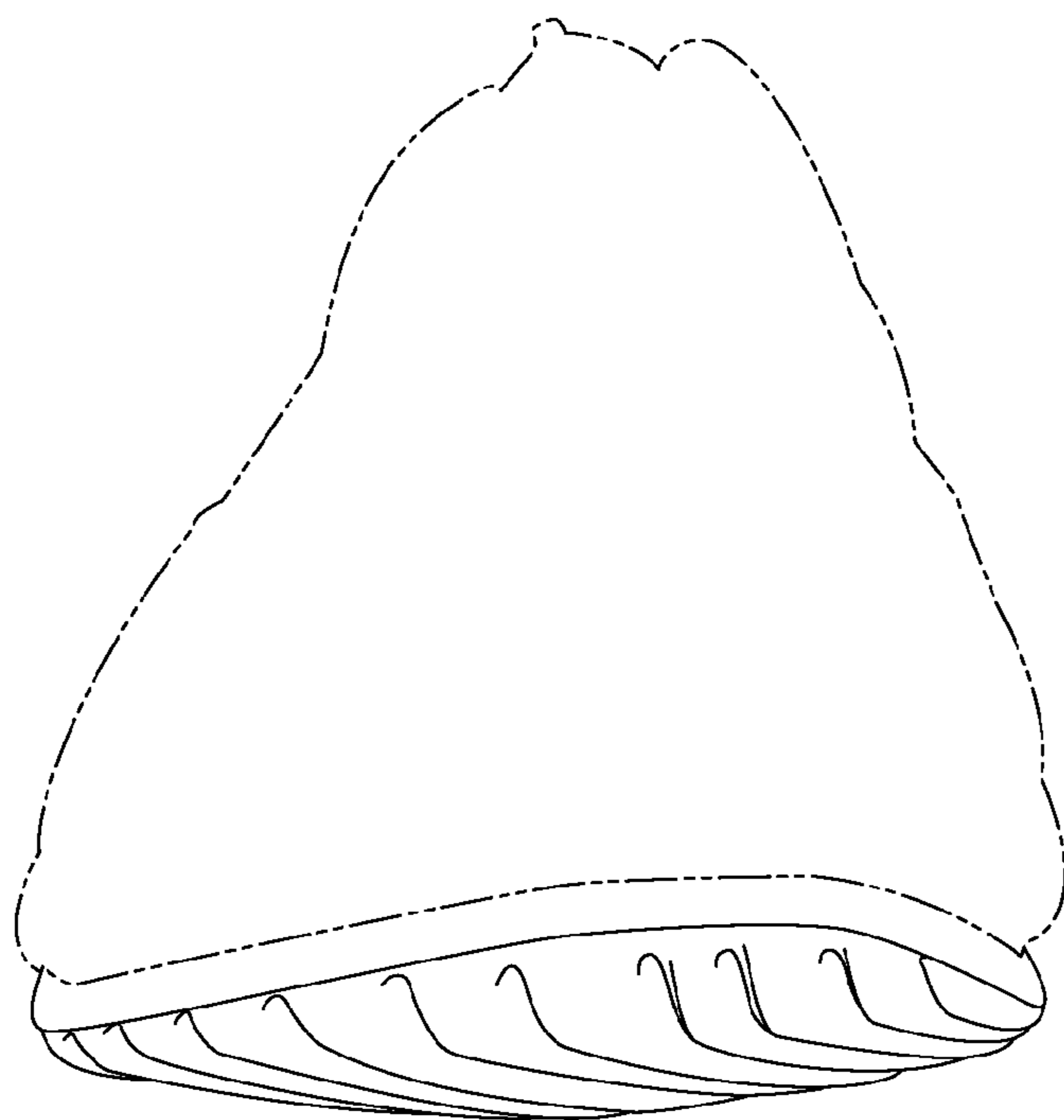


Fig. 5

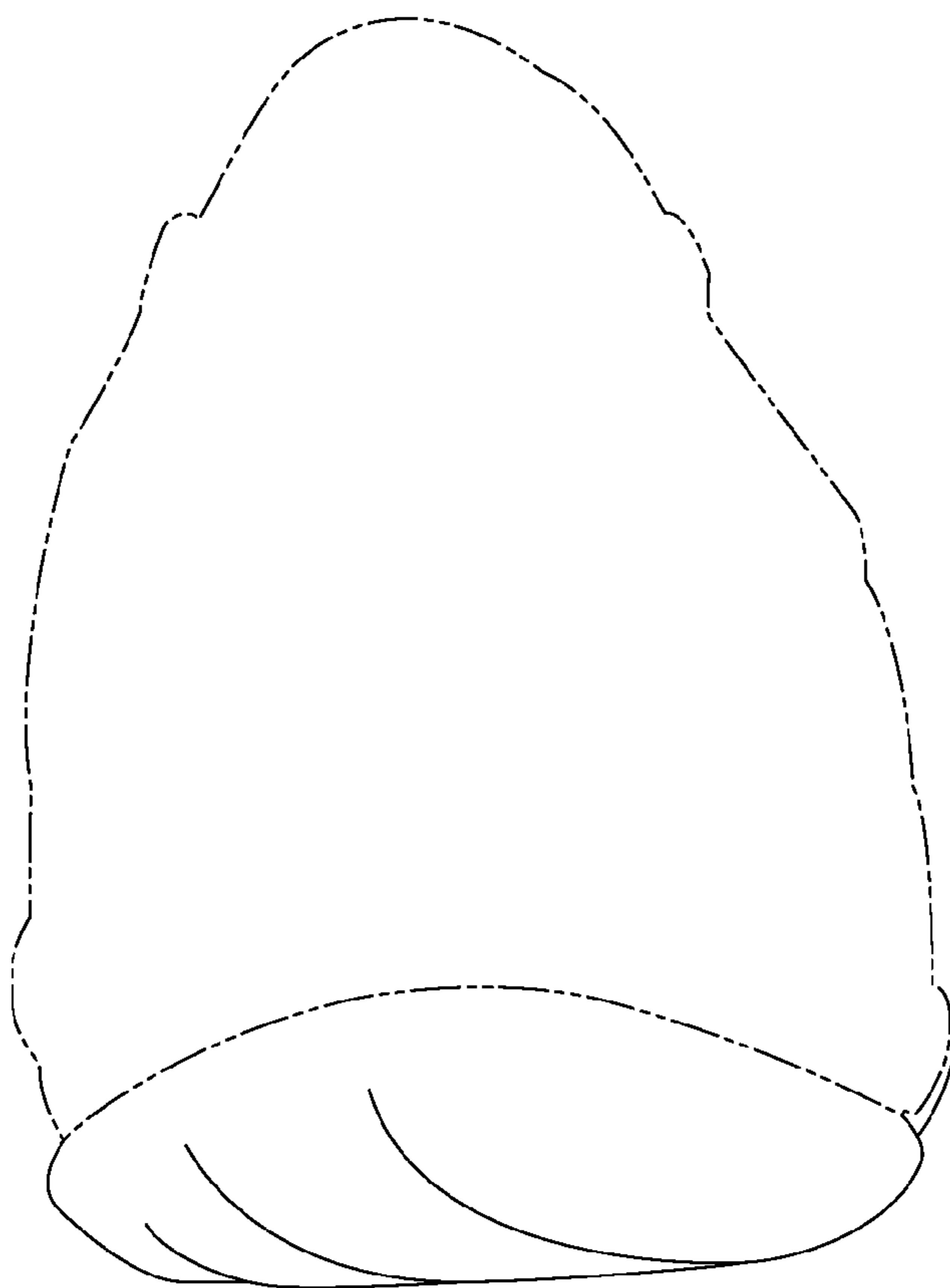


Fig. 6