



US00D579613S

(12) **United States Design Patent**
Gormley et al.

(10) **Patent No.:** **US D579,613 S**
(45) **Date of Patent:** **** Oct. 28, 2008**

(54) **CLEANING DEVICE**

(75) Inventors: **Deirdre Gormley**, Cave Creek, AZ (US); **Christopher J. Wolpert**, Scottsdale, AZ (US); **Heather A. Schneider**, Scottsdale, AZ (US); **Juan Salas**, Mesa, AZ (US); **Roger LaFlamme**, Enfield, CT (US)

(73) Assignee: **The Dial Corporation**, Scottsdale, AZ (US)

(**) Term: **14 Years**

(21) Appl. No.: **29/291,735**

(22) Filed: **Sep. 12, 2007**

(51) **LOC (8) Cl.** **07-05**

(52) **U.S. Cl.** **D32/40; D32/46**

(58) **Field of Classification Search** D32/40, D32/35, 46, 48; 15/236.01-236.08, 220.1; D8/98, 99

See application file for complete search history.

(56) **References Cited**

U.S. PATENT DOCUMENTS

D276,564 S * 11/1984 Leininger D32/46
D280,109 S * 8/1985 Lewis et al. D18/99
D302,880 S * 8/1989 Terry D32/46
D332,160 S * 12/1992 Kuzma D32/41

D391,713 S * 3/1998 Laib D32/41
D392,078 S * 3/1998 Courts D32/46
D434,888 S * 12/2000 Hendricks D32/46
D450,412 S * 11/2001 Hajduk D32/46
D481,501 S * 10/2003 Richter D32/41
6,732,395 B2 * 5/2004 Gringer 15/105
D502,580 S * 3/2005 Williams D32/41
D503,316 S * 3/2005 Webb et al. D7/688
D543,670 S * 5/2007 Swinderman D32/46

* cited by examiner

Primary Examiner—Pamela J Burgess

(74) *Attorney, Agent, or Firm*—Paul A. Pappalardo

(57) **CLAIM**

The ornamental design for a cleaning device, as shown and described.

DESCRIPTION

FIG. 1 is a right, front, upper perspective view of a cleaning device embodying our new design;

FIG. 2 is a front side elevation view thereof;

FIG. 3 is a rear side elevation view thereof;

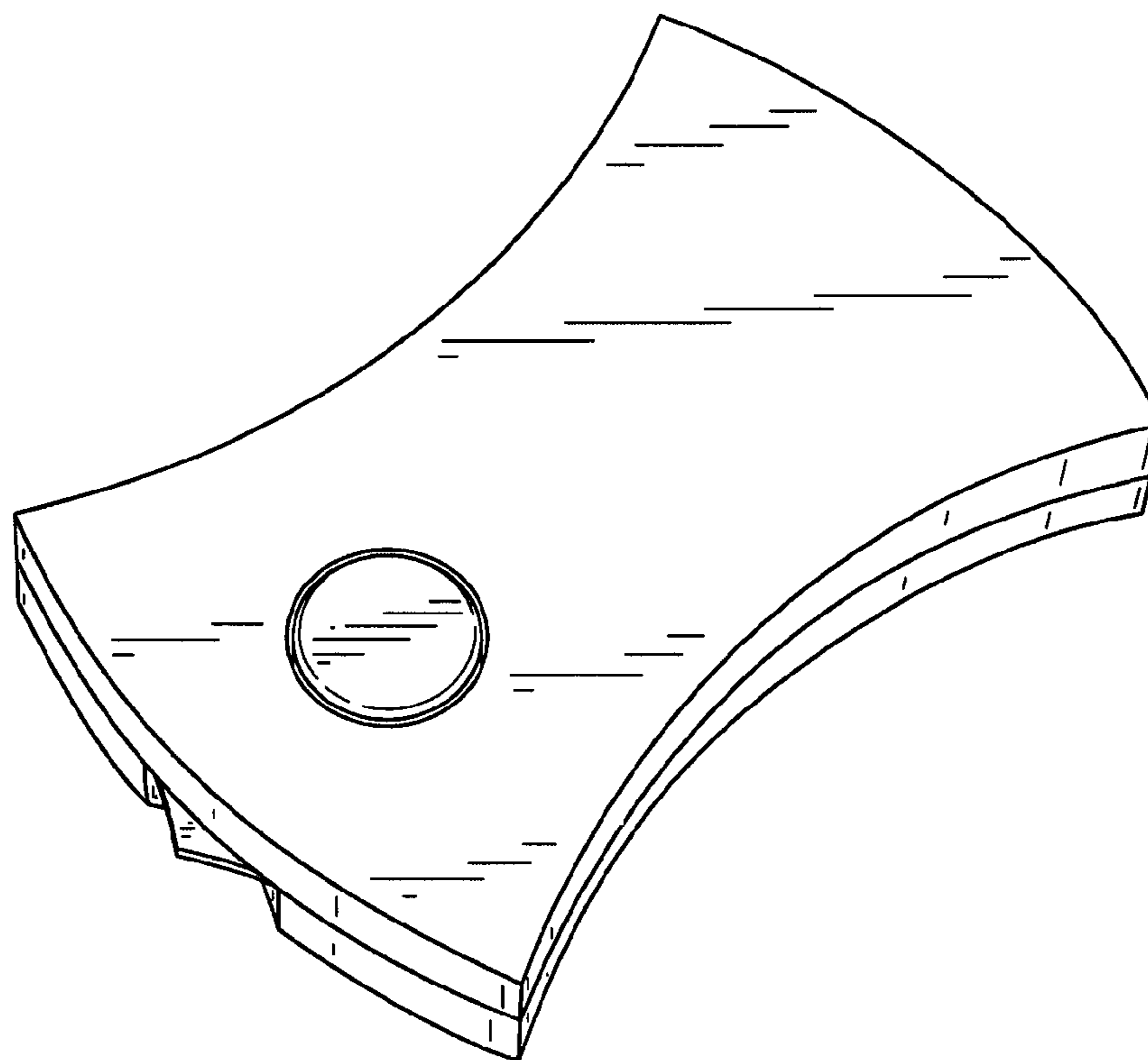
FIG. 4 is a right side elevation view thereof;

FIG. 5 is a left side elevation view thereof;

FIG. 6 is a top plan view thereof; and,

FIG. 7 is a bottom plan view thereof.

1 Claim, 4 Drawing Sheets



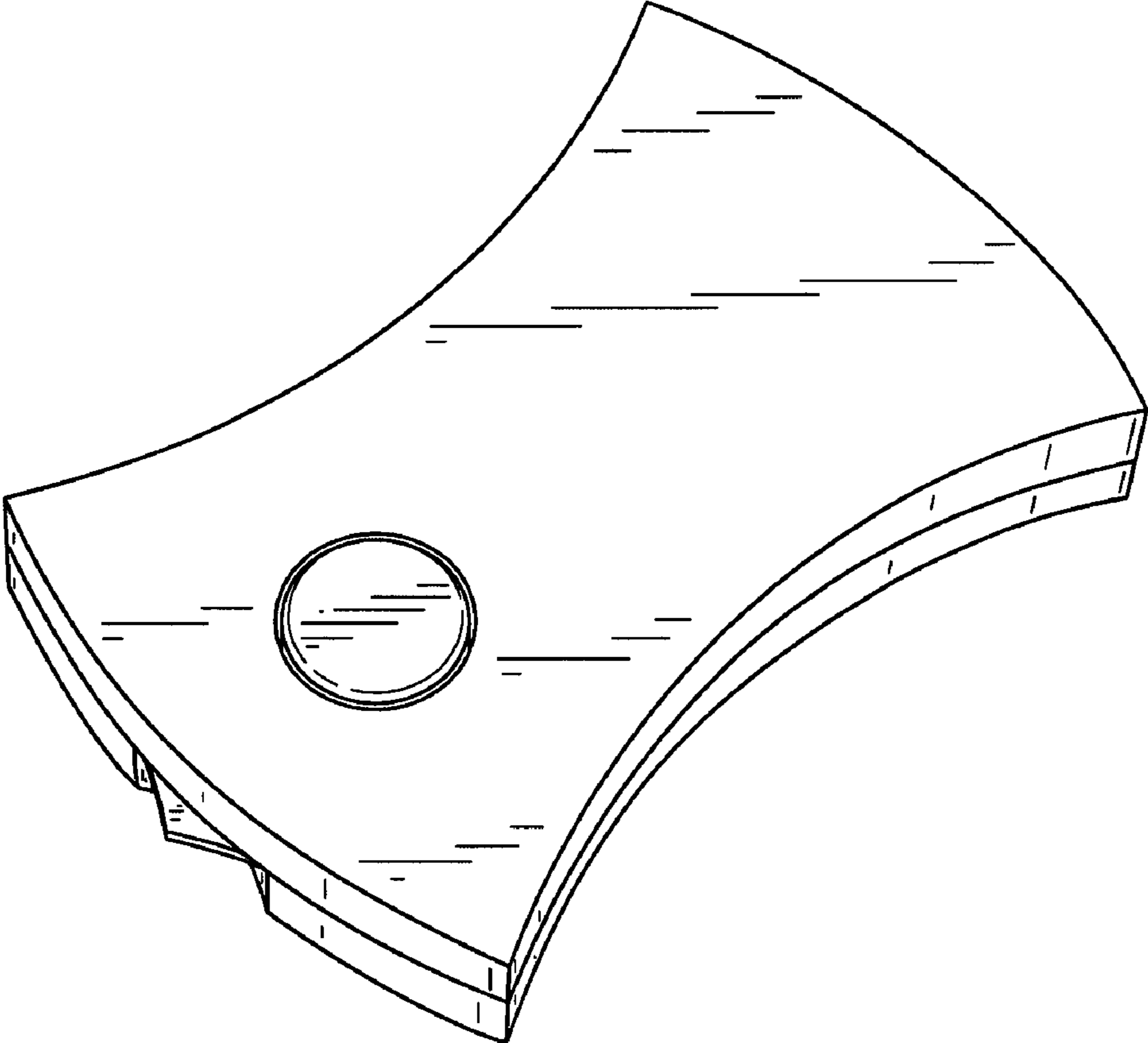


FIG.1

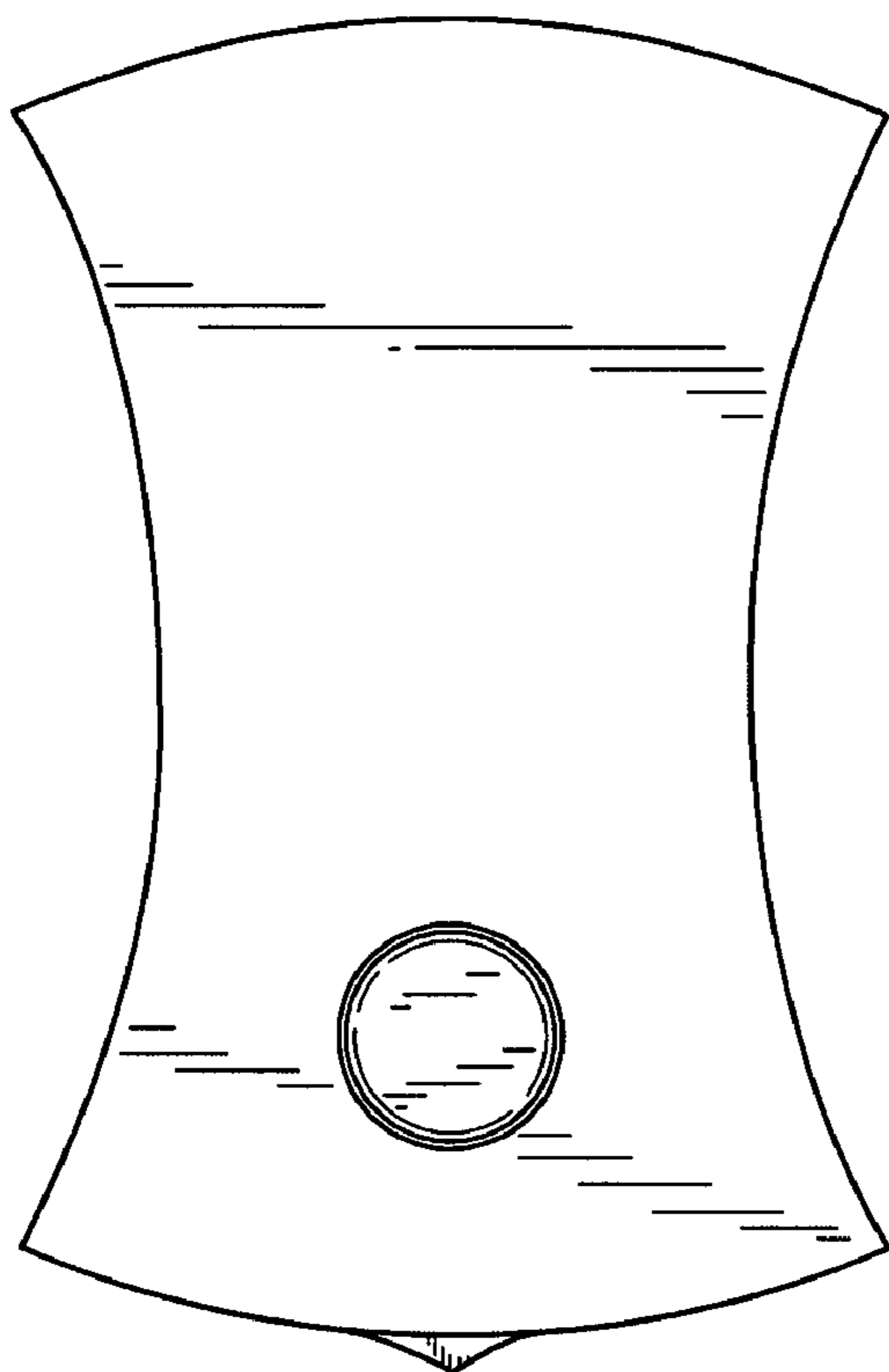


FIG. 2

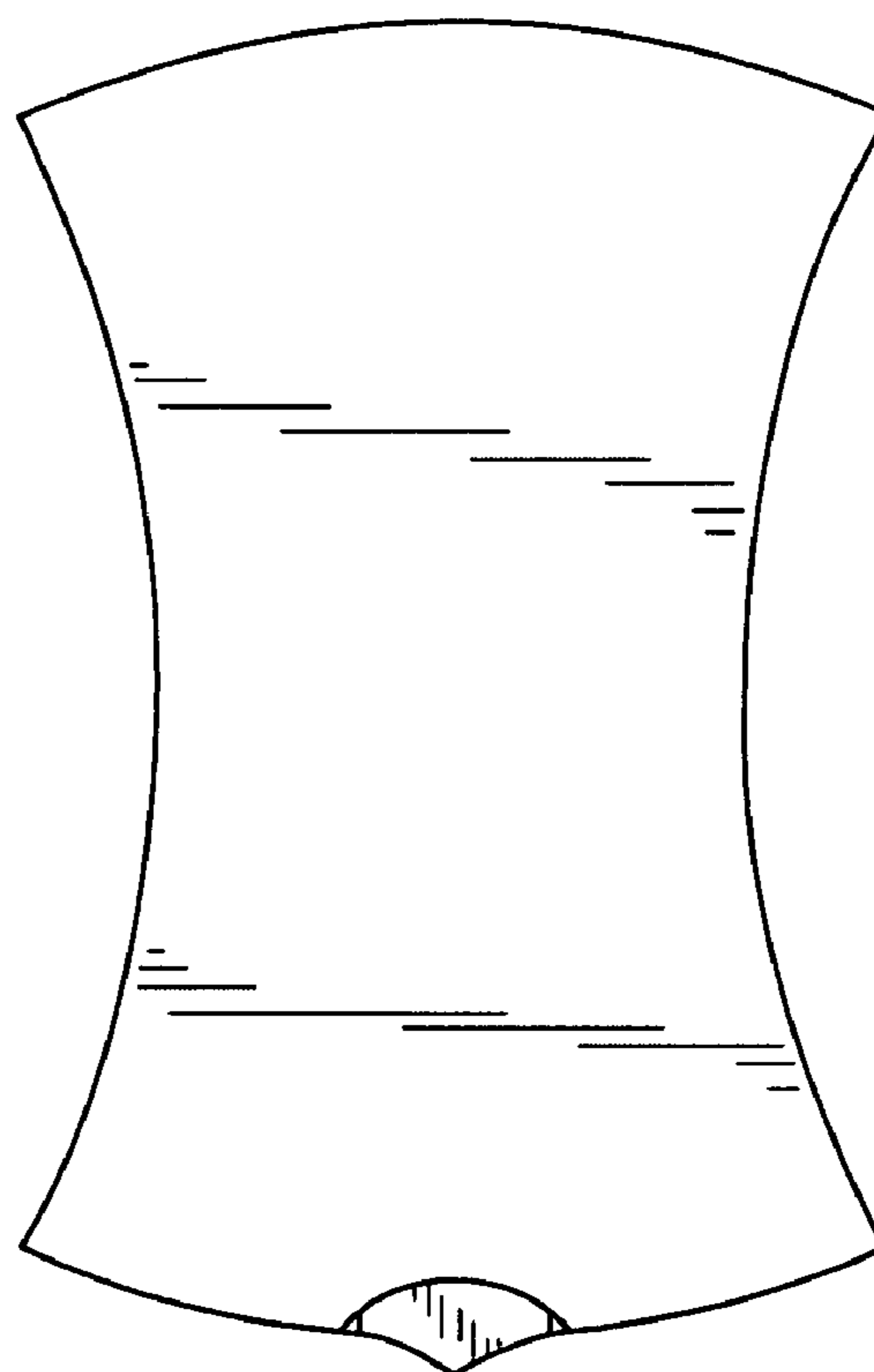


FIG. 3




FIG.4




FIG.5



FIG. 6

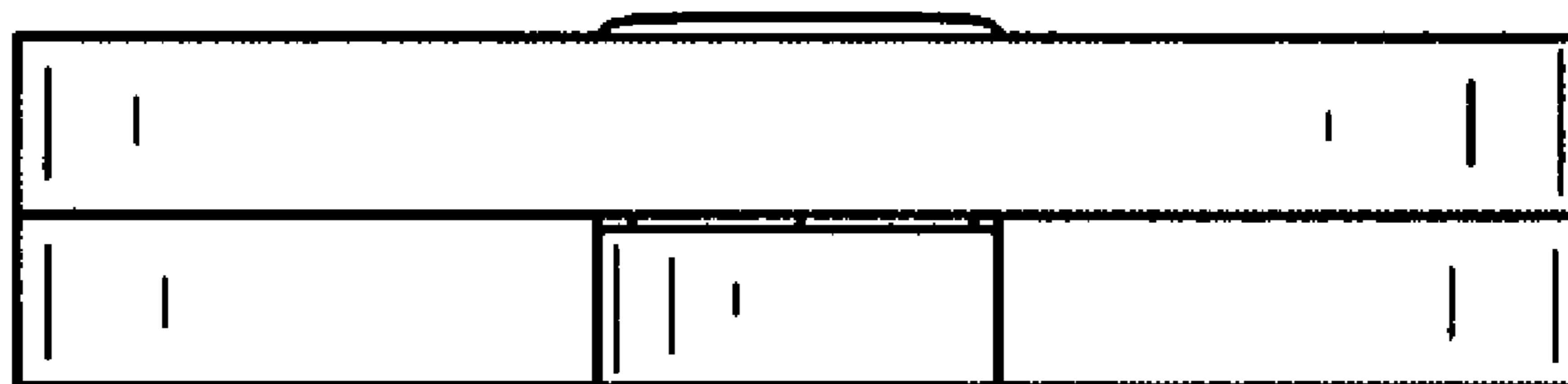


FIG. 7