



US00D579606S

(12) **United States Design Patent**
Scholl et al.

(10) **Patent No.:** **US D579,606 S**

(45) **Date of Patent:** **** Oct. 28, 2008**

(54) **HEADBAND**

(76) Inventors: **John H. Scholl**, P.O. Box 157,
Thompson Ridge, NY (US) 10985;
Michelle A. Scholl, P.O. Box 157,
Thompson Ridge, NY (US) 10985

(**) Term: **14 Years**

(21) Appl. No.: **29/288,888**

(22) Filed: **Jun. 27, 2007**

(51) **LOC (8) Cl.** **28-03**

(52) **U.S. Cl.** **D28/41**

(58) **Field of Classification Search** D28/31-34,
D28/39-43; 132/101, 126, 128-131, 144,
132/148, 219, 273-284

See application file for complete search history.

(56) **References Cited**

U.S. PATENT DOCUMENTS

1,638,756	A	8/1927	Wallman	
2,180,726	A	11/1939	Bradley	
3,192,932	A	7/1965	Hart	
3,211,160	A	10/1965	Miller	
3,441,032	A	4/1969	Barrett	
3,701,166	A	10/1972	Lindblom	
3,910,292	A	10/1975	Izzo	
D287,891	S *	1/1987	Cavaliere D28/41
D298,148	S *	10/1988	Wilkinson D2/866
5,027,992	A	7/1991	Murray, III	
D336,543	S *	6/1993	Murray et al. D28/41
5,427,123	A	6/1995	Odenthal	
5,609,169	A	3/1997	Yang	
5,652,959	A	8/1997	Proctor	
5,671,849	A	9/1997	Bacon	
5,673,501	A	10/1997	Mathews	
5,706,836	A	1/1998	McKeown	
D390,341	S *	2/1998	Levy D2/869
5,893,377	A	4/1999	Chen	
5,934,294	A	8/1999	Chiang	
5,979,466	A	11/1999	Chung	
6,047,709	A *	4/2000	Tu 132/275
6,082,371	A	7/2000	Bader-Saltzman et al.	
6,131,585	A	10/2000	Reinstein et al.	
6,142,158	A	11/2000	Lloyd	
6,237,611	B1	5/2001	LeCrone	
6,289,903	B1	9/2001	Haufler	

6,688,316 B1 2/2004 Klug
2002/0066462 A1 6/2002 Denebeim
2006/0027245 A1 2/2006 Spector

* cited by examiner

Primary Examiner—Janice E. Seeger

Assistant Examiner—Zenia I Bennett

(74) *Attorney, Agent, or Firm*—Michael E. Zall

(57) **CLAIM**

The ornamental design for a headband, as shown and described.

DESCRIPTION

FIG. 1 is a perspective view of a first embodiment of the headband design of this invention;

FIG. 2 is a front view thereof, with the rear view being identical thereto;

FIG. 3 is a bottom view thereof;

FIG. 4 is a top view thereof; and

FIG. 5 is a side view thereof, with the other side being identical thereto.

FIG. 6 is a perspective view of a second embodiment of the headband design of this invention;

FIG. 7 is a front view thereof, with the rear view being identical thereto;

FIG. 8 is a bottom view thereof;

FIG. 9 is a top view thereof; and

FIG. 10 is a side view thereof, with the other side being identical thereto.

FIG. 11 is a perspective view of a third embodiment of the headband design of this invention;

FIG. 12 is a front view thereof, with the rear view being identical thereto;

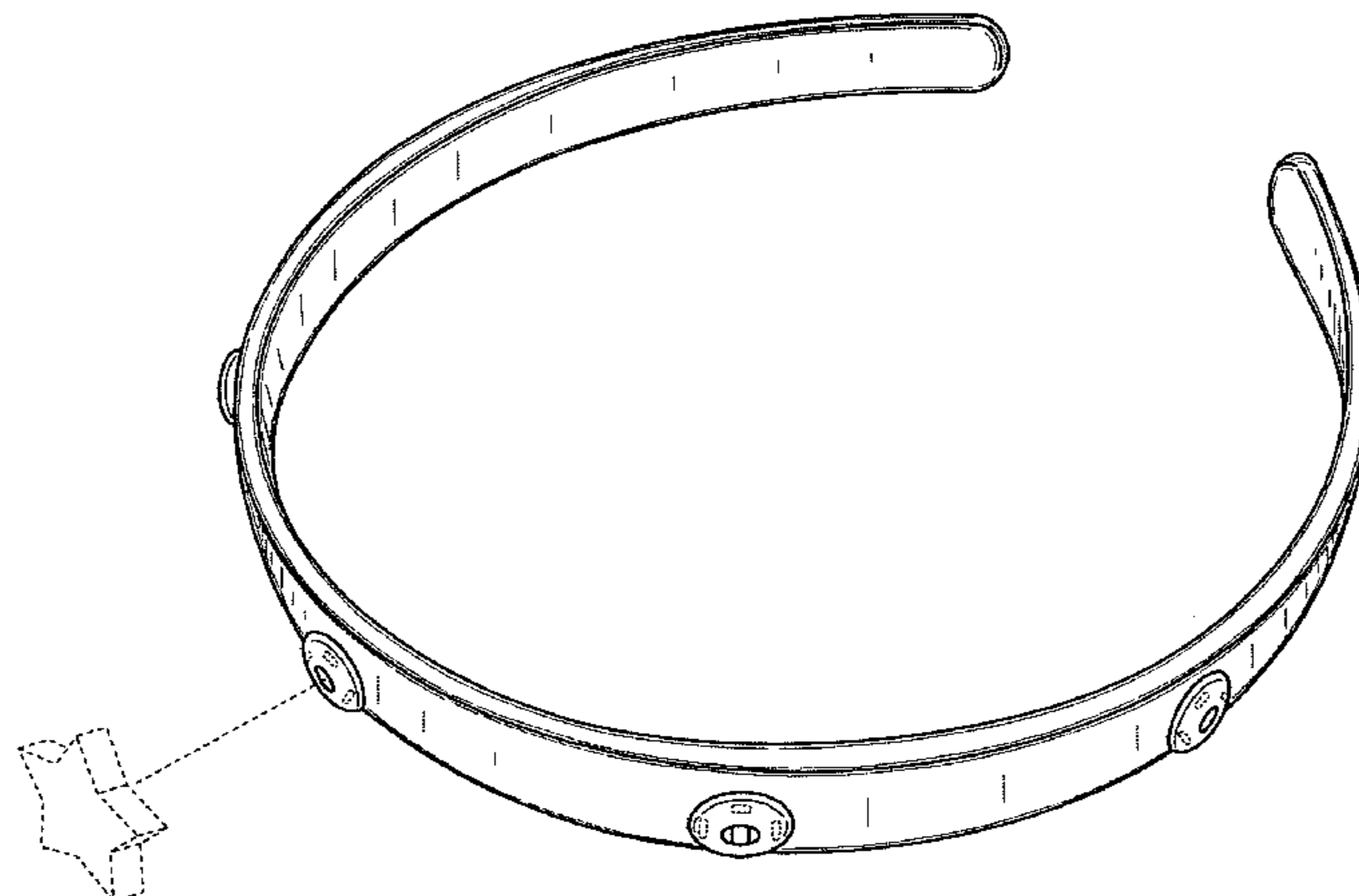
FIG. 13 is a bottom view thereof;

FIG. 14 is a top view thereof; and

FIG. 15 is a side view thereof, with the other side being identical thereto.

The broken lines in the drawing are for illustrative purposes only and form no part of the claimed design.

1 Claim, 6 Drawing Sheets



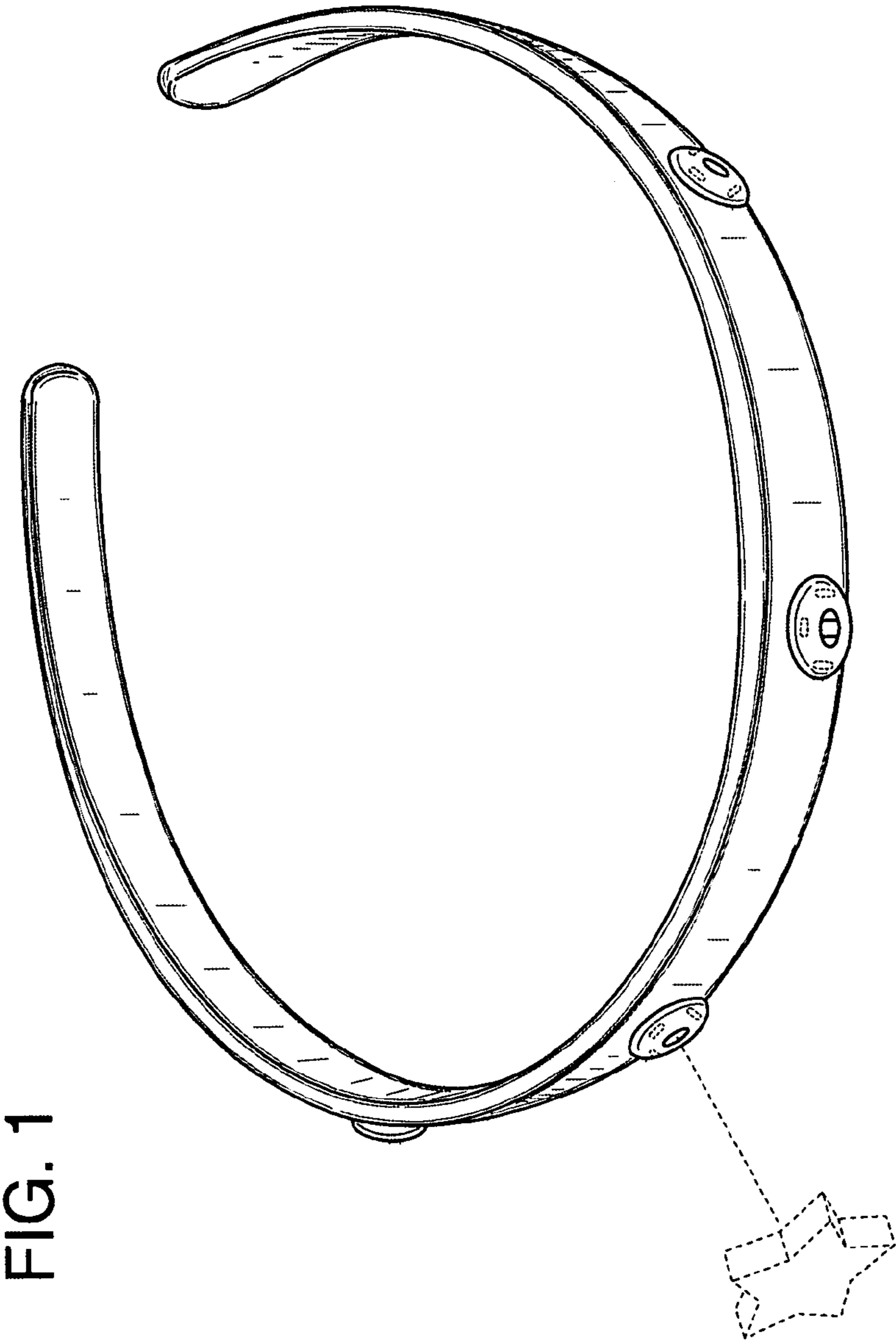


FIG. 1

FIG. 3

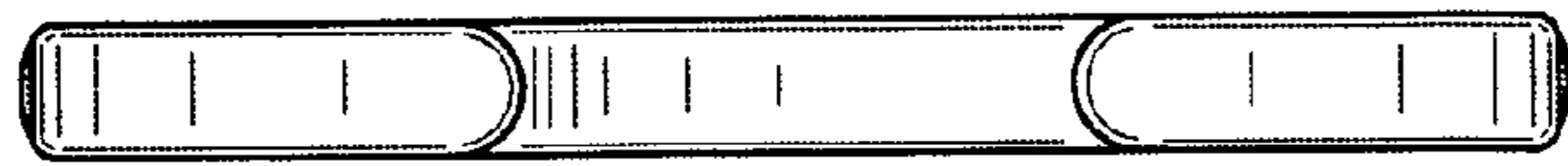


FIG. 2

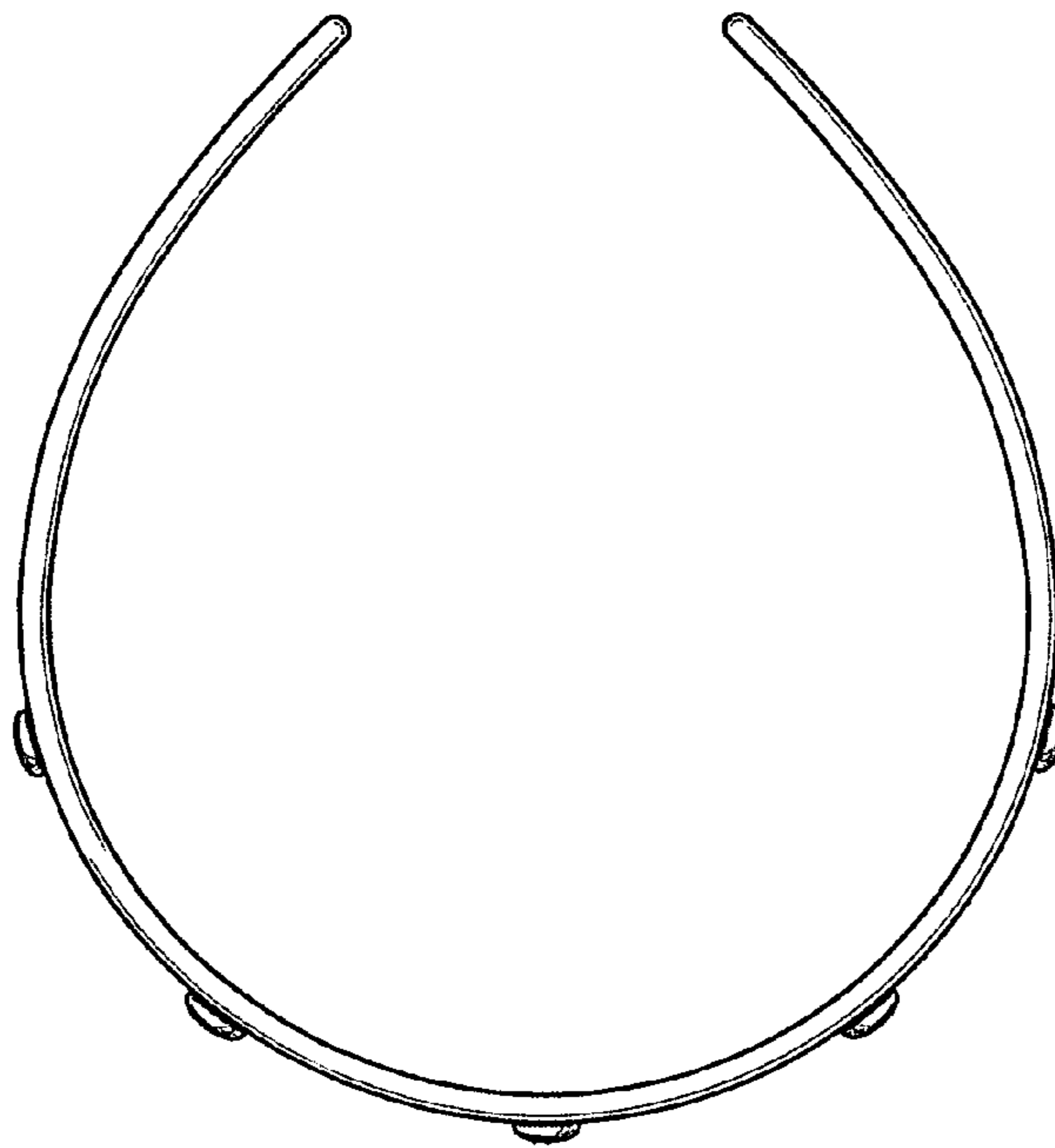


FIG. 5

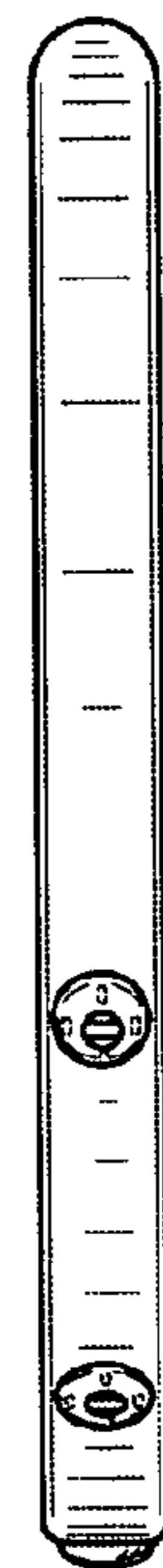


FIG. 4



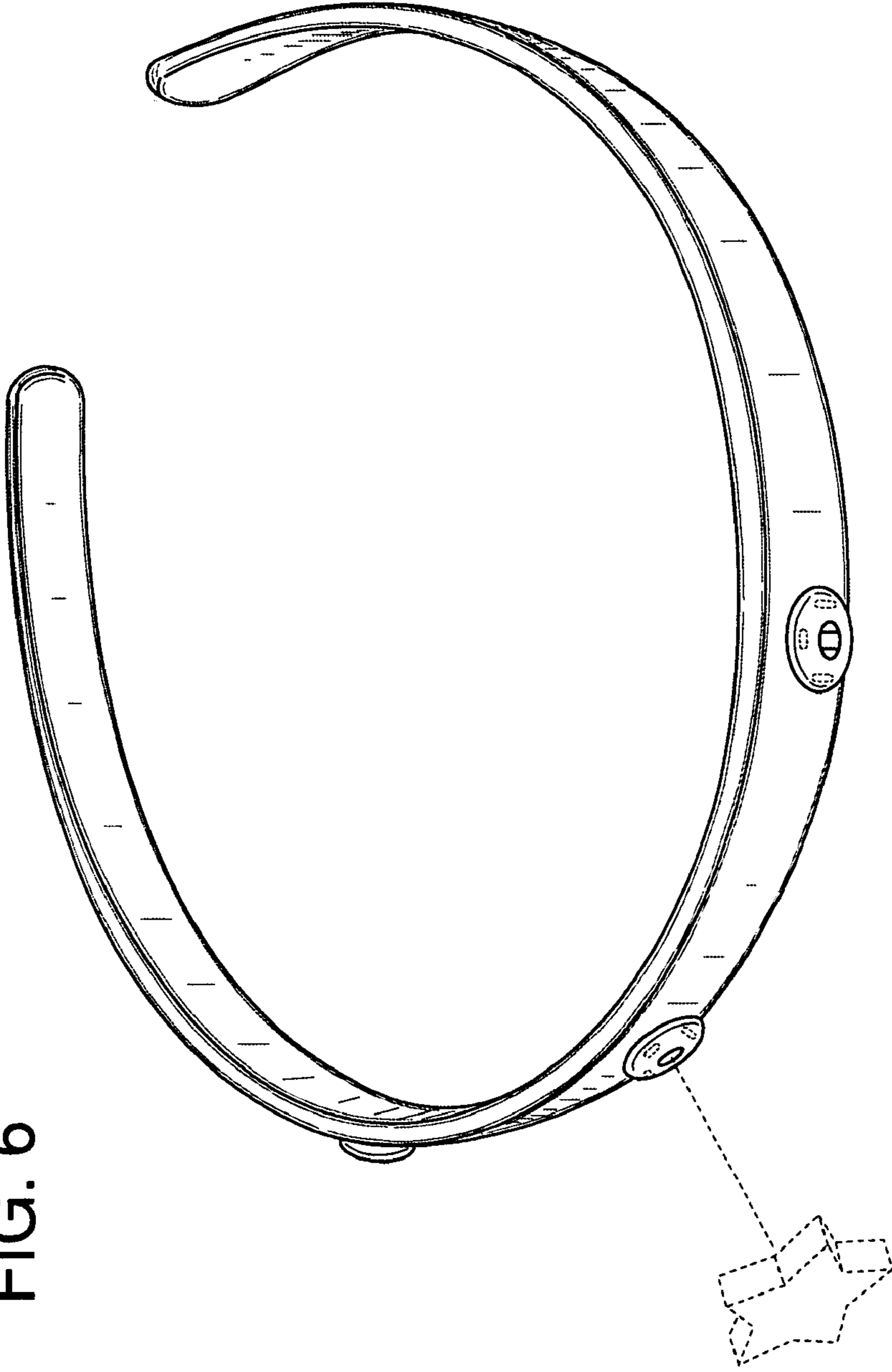


FIG. 6

FIG. 8



FIG. 7

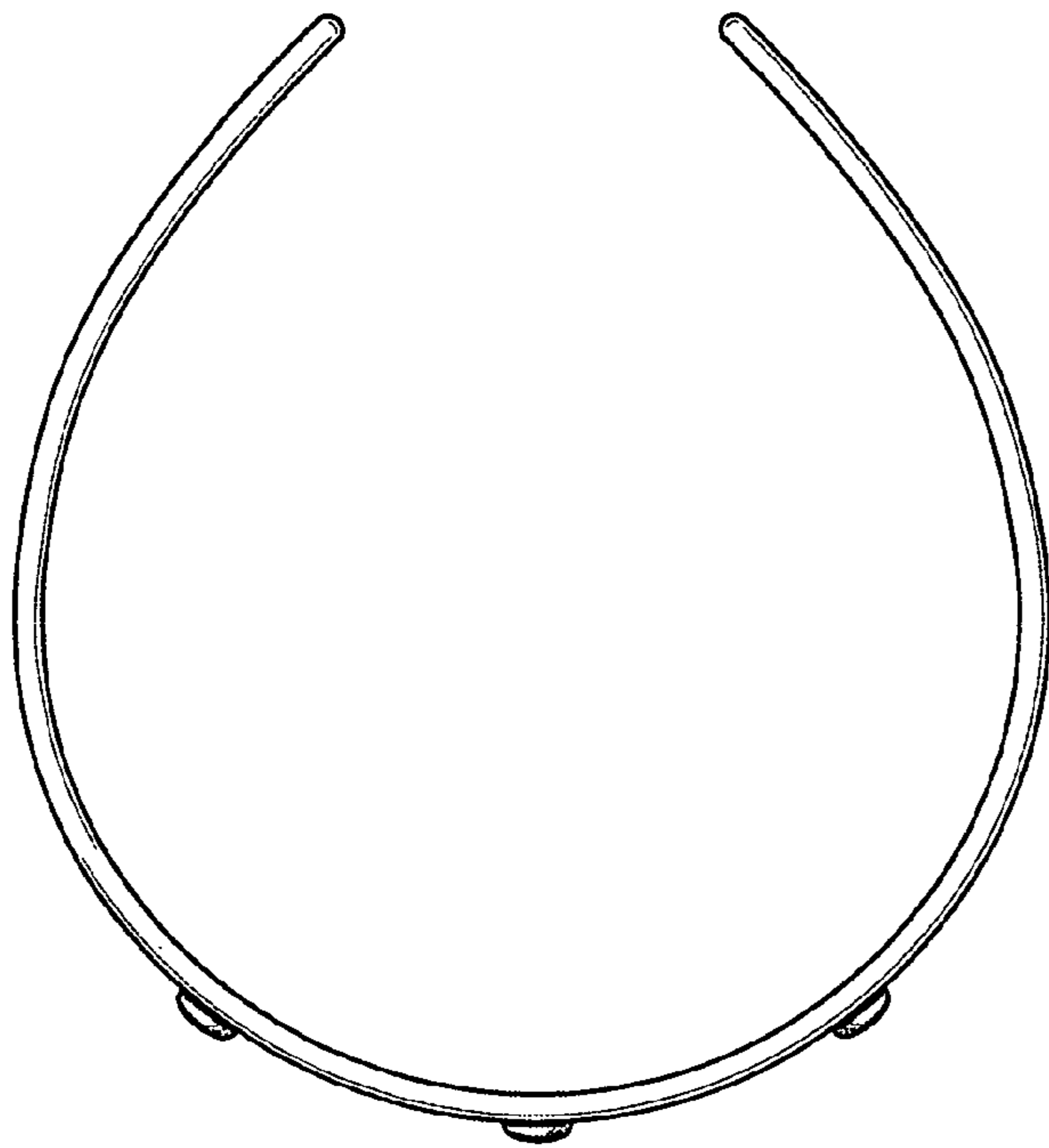


FIG. 10



FIG. 9



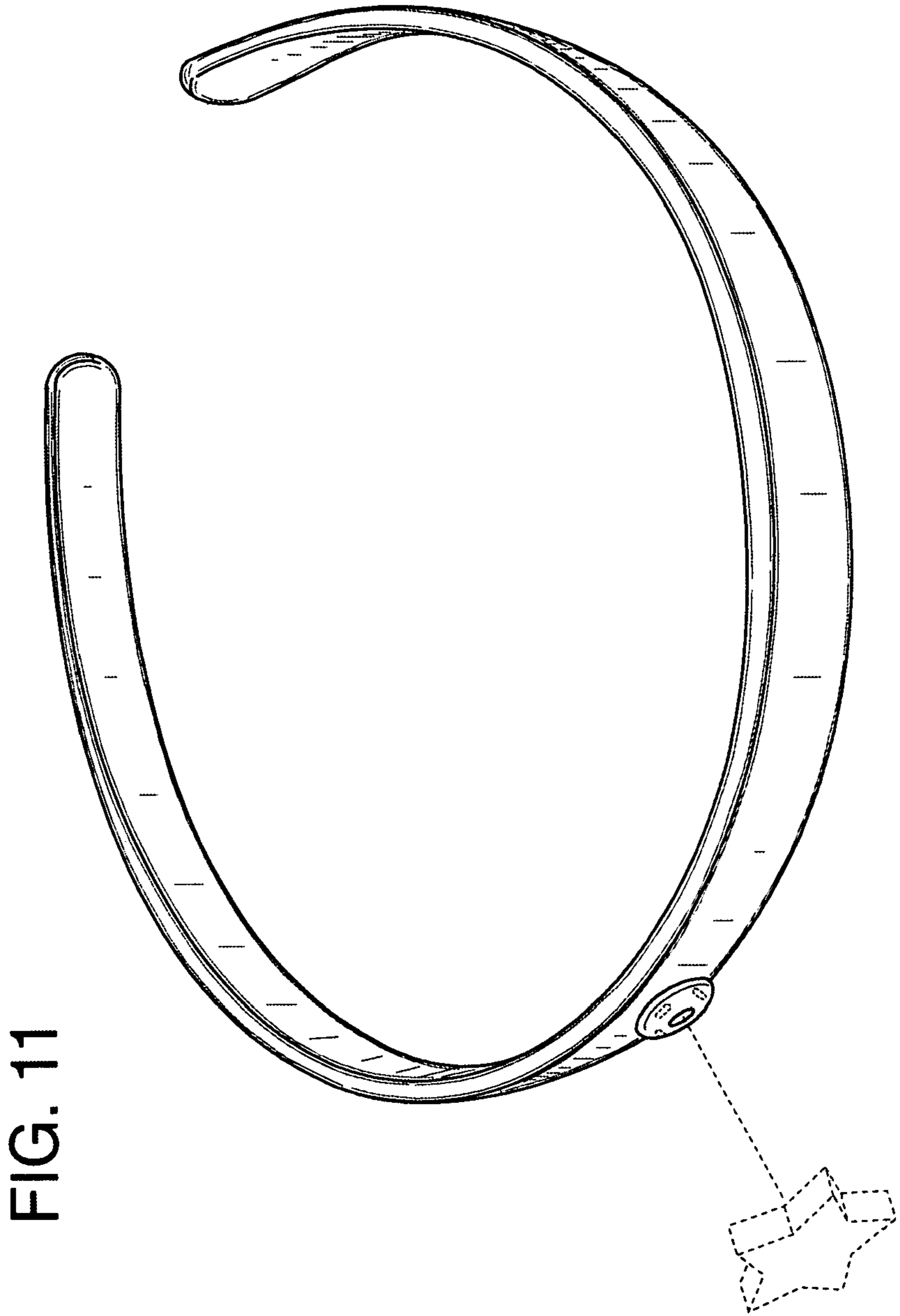


FIG. 13

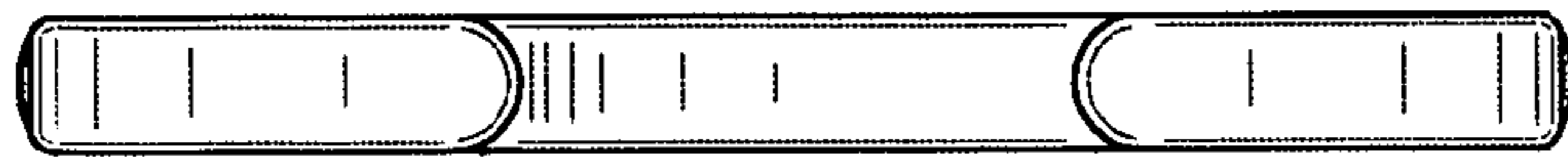


FIG. 12

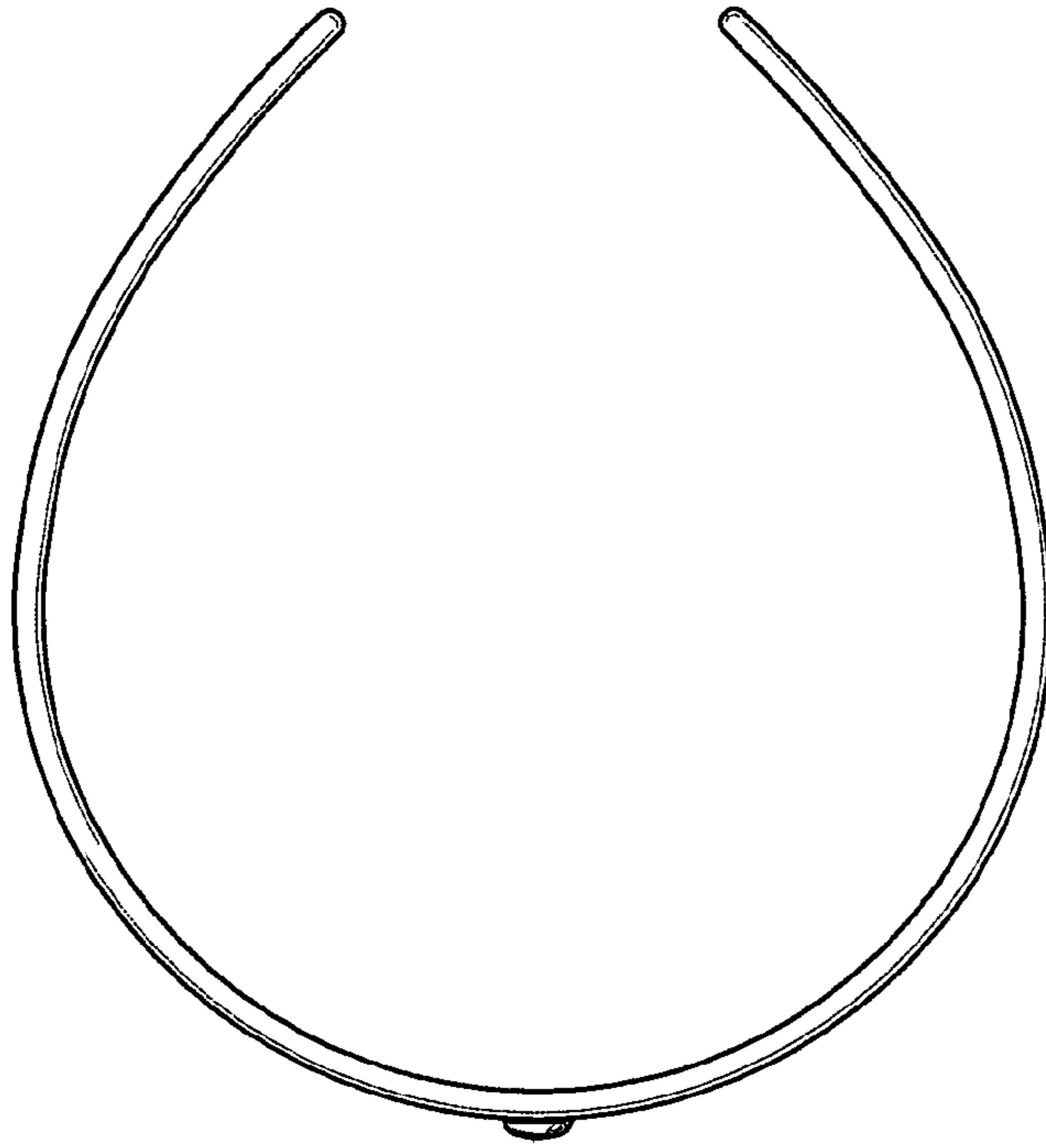


FIG. 15



FIG. 14

