



US00D579604S

(12) **United States Design Patent**
Salatto-Rose

(10) **Patent No.:** **US D579,604 S**

(45) **Date of Patent:** **** Oct. 28, 2008**

(54) **PORTION OF A LAMP BASE**

(75) Inventor: **Darlene Salatto-Rose**, Hickory, NC
(US)

(73) Assignee: **Robert Abbey Inc.**, Hickory, NC (US)

(**) Term: **14 Years**

(21) Appl. No.: **29/283,739**

(22) Filed: **Aug. 22, 2007**

(51) **LOC (8) Cl.** **26-99**

(52) **U.S. Cl.** **D26/142**

(58) **Field of Classification Search** D26/93,
D26/94, 110, 51, 107, 105, 97, 103, 138,
D26/24, 57, 112, 113, 142, 146, 147, 148,
D26/149, 153; 362/287, 153, 181, 217, 257,
362/382, 395, 410, 412, 441, 414, 416, 431;
D14/217, 253

See application file for complete search history.

(56) **References Cited**

U.S. PATENT DOCUMENTS

- D179,869 S * 3/1957 Vondy et al. D26/105
- D189,427 S * 12/1960 Franzone D26/110
- D254,512 S * 3/1980 Leathers D26/51

- D285,123 S * 8/1986 Schwartz D26/118
- D384,767 S * 10/1997 Hutton D26/110
- D434,518 S * 11/2000 Rivers D26/110
- D451,628 S * 12/2001 Hutton D26/110

* cited by examiner

Primary Examiner—Freda S. Nunn

Assistant Examiner—Kevin K Rudzinski

(74) *Attorney, Agent, or Firm*—Alston & Bird LLP

(57) **CLAIM**

The ornamental design for a portion of a lamp base, substantially as shown and described.

DESCRIPTION

FIG. 1 is a perspective front view of a portion of a lamp base showing my new design;

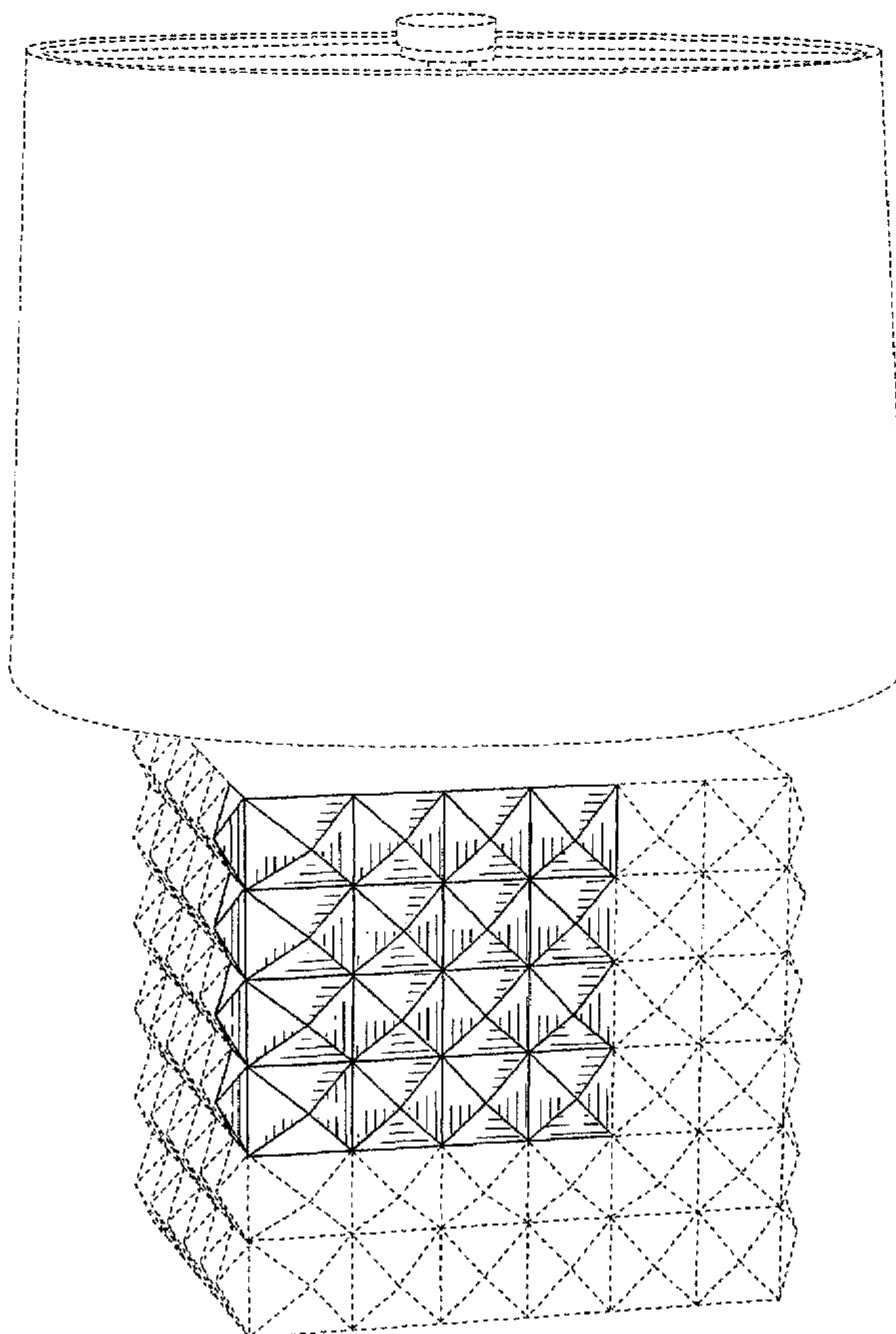
FIG. 2 is a front elevation view thereof;

FIG. 3 is a left side view thereof; and,

FIG. 4 is a top plan view thereof.

The broken line showing of environmental structure is for illustrative purposes and does not form a part of the claimed design.

1 Claim, 4 Drawing Sheets



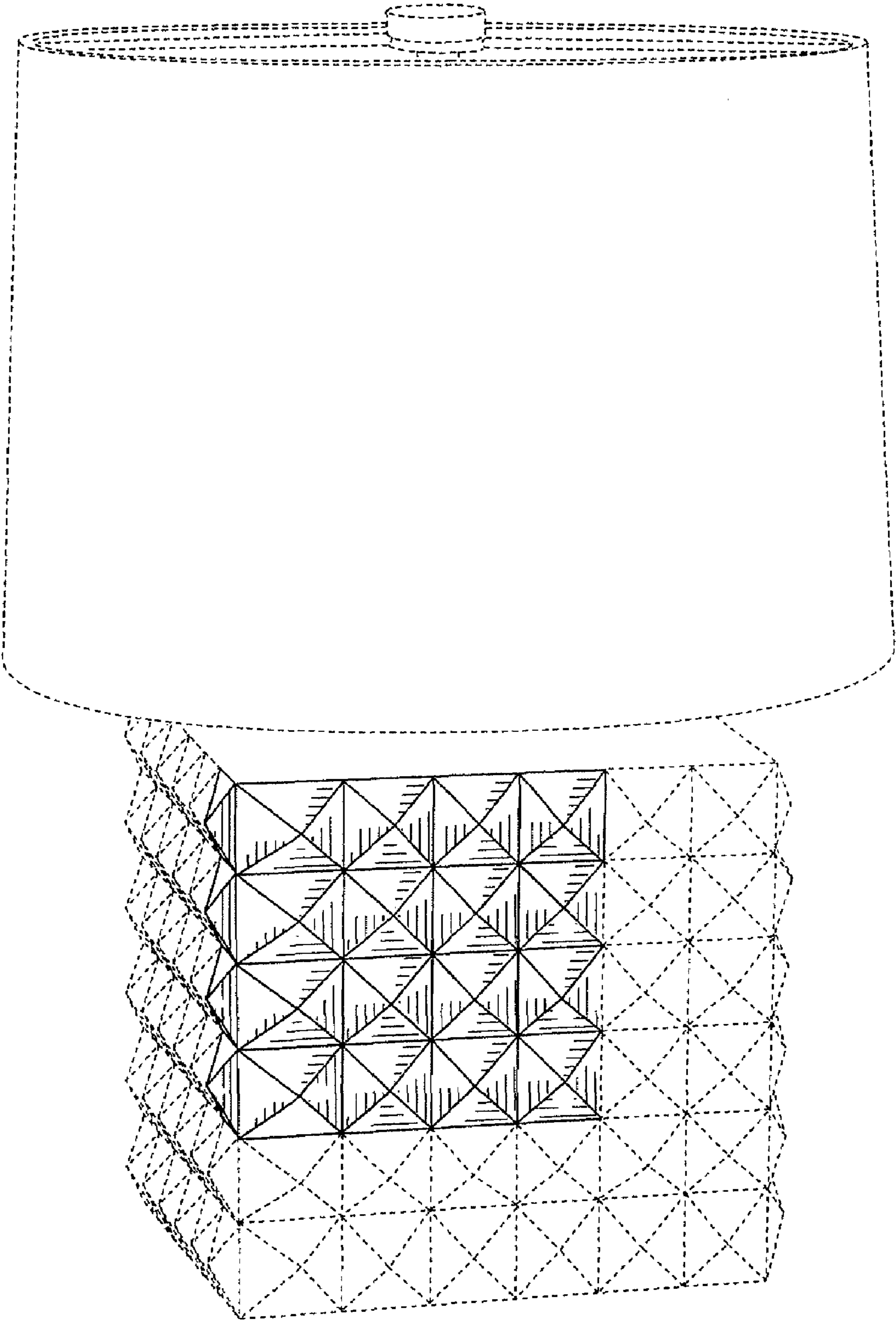


FIG. 1

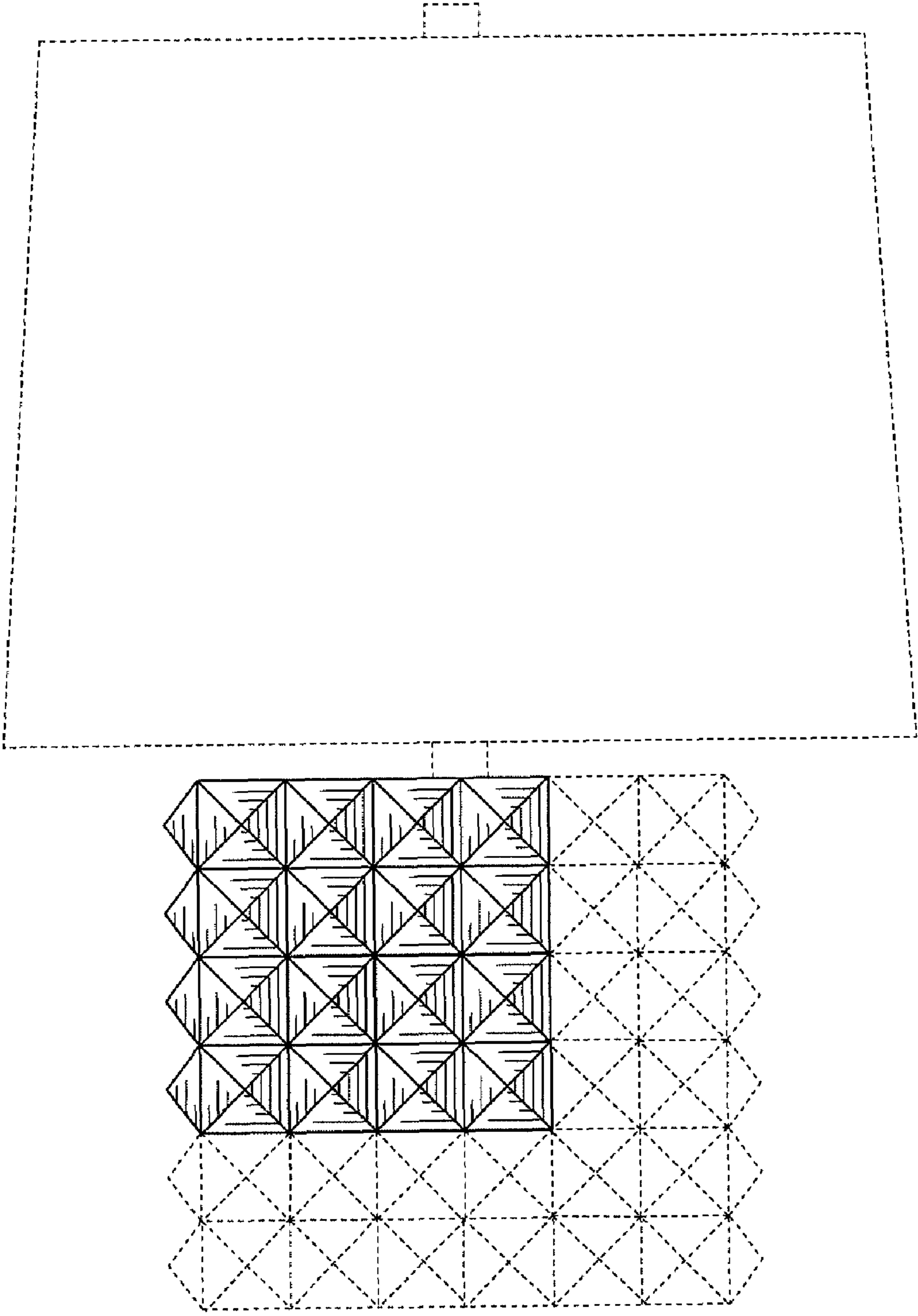


FIG. 2

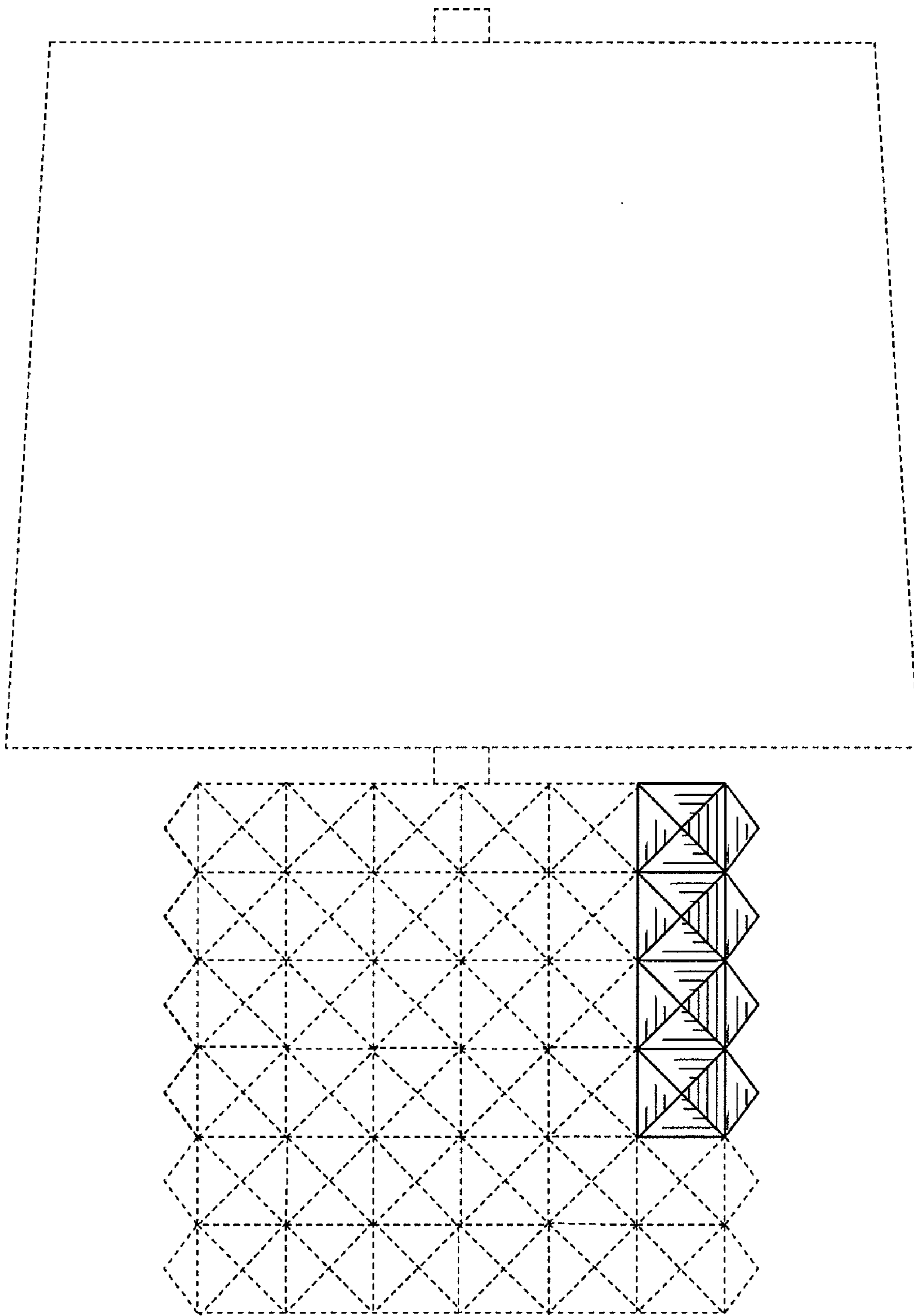


FIG. 3




FIG. 4