



US00D579587S

(12) **United States Design Patent**
Hu

(10) **Patent No.:** **US D579,587 S**

(45) **Date of Patent:** **** Oct. 28, 2008**

(54) **FLOORING**

(76) Inventor: **Jinsong Hu**, Room 201, No. 15, Unit 2,
Building No. 3, XinYouHao Block,
Zhihe Street, JiLin City, Jilin Province
(CN)

(**) Term: **14 Years**

(21) Appl. No.: **29/238,697**

(22) Filed: **Oct. 21, 2005**

(51) **LOC (8) Cl.** **25-01**

(52) **U.S. Cl.** **D25/138**

(58) **Field of Classification Search** D25/138,
D25/139, 141, 143, 157, 158, 58; 52/311.2,
52/311.1, 537-538, 378, 553, 302, 215, 630;
428/142, 150; 156/60, 183

See application file for complete search history.

(56) **References Cited**

U.S. PATENT DOCUMENTS

95,990 A * 10/1869 Crowley 52/630
1,433,864 A * 10/1922 Williams 52/630
2,959,511 A * 11/1960 Finger 156/183

D263,256 S * 3/1982 Morse D25/140

4,320,648 A * 3/1982 Ekmark 52/314

D465,858 S * 11/2002 Griffith D25/138

6,519,905 B1 * 2/2003 Knighton 52/378

* cited by examiner

Primary Examiner—Catherine R Oliver

(74) *Attorney, Agent, or Firm*—Patterson, Thuente, Skaar &
Christensen, P.A.

(57) **CLAIM**

I claim the ornamental design for flooring, as shown.

DESCRIPTION

FIG. 1 is a left side elevational view of flooring showing my
new design;

FIG. 2 is a right side elevational view thereof;

FIG. 3 is a front elevational view thereof;

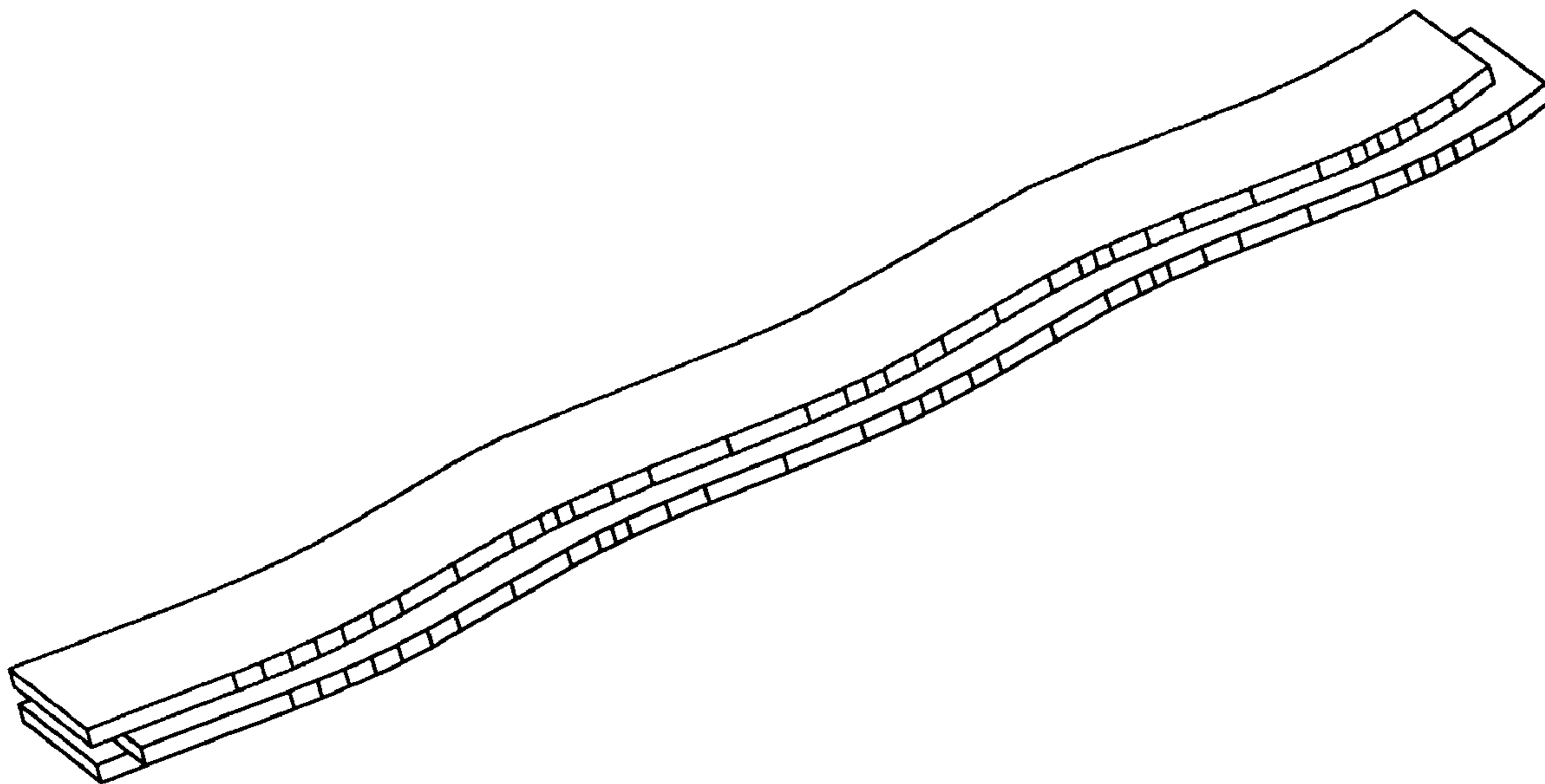
FIG. 4 is a rear elevational view thereof;

FIG. 5 is a top plan view thereof;

FIG. 6 is a bottom plan view thereof; and,

FIG. 7 is a perspective view thereof.

1 Claim, 1 Drawing Sheet






Fig. 1.




Fig. 2.




Fig. 3.




Fig. 4.

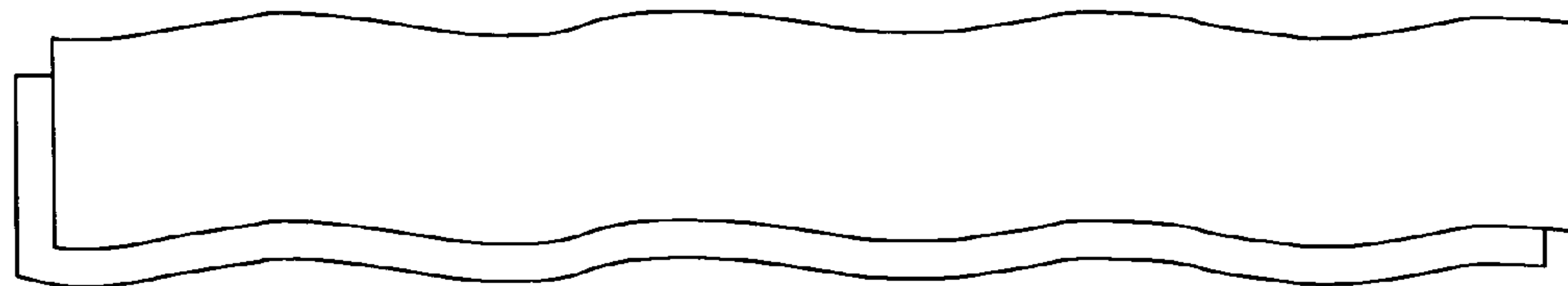


Fig. 5.

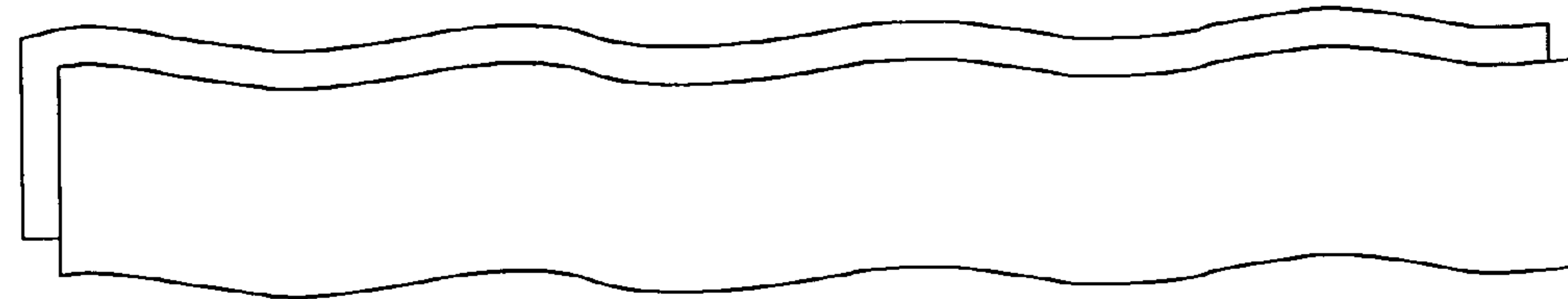


Fig. 6.

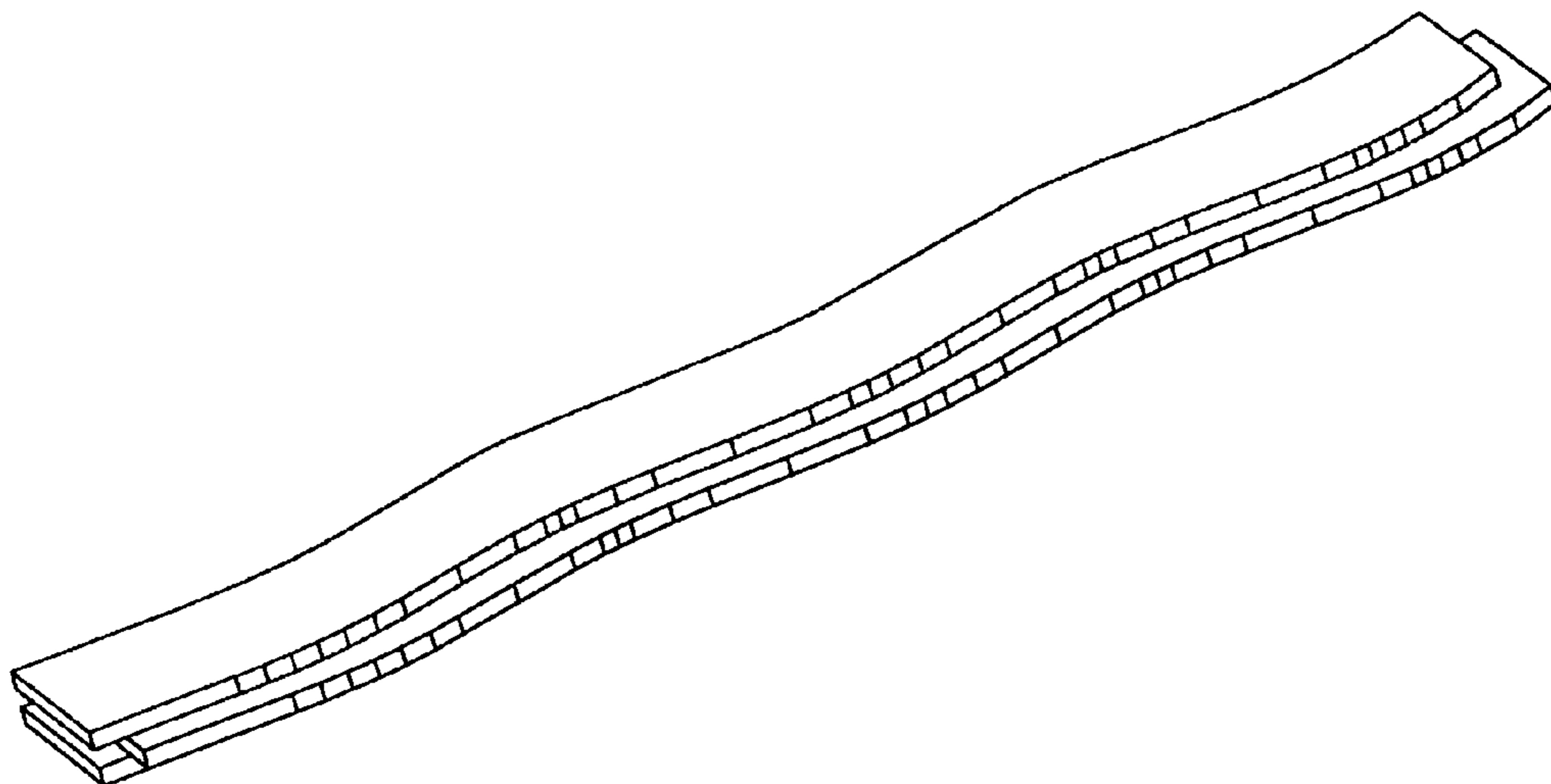


Fig. 7.