



US00D579586S

(12) **United States Design Patent**
Mattingly

(10) **Patent No.:** **US D579,586 S**

(45) **Date of Patent:** **** Oct. 28, 2008**

(54) **PANEL WITH REPEATING RECTANGULAR PATTERN FOR WALL OR CEILING**

(76) **Inventor:** **Ricky D. Mattingly**, 830 Catwalk Rd.,
Bagdad, KY (US) 40003

(**) **Term:** **14 Years**

(21) **Appl. No.:** **29/222,880**

(22) **Filed:** **Feb. 4, 2005**

(51) **LOC (8) Cl.** **25-01**

(52) **U.S. Cl.** **D25/138**

(58) **Field of Classification Search** D25/138,
D25/139, 141, 143, 163, 157; 52/314, 316,
52/450, 537, 551, 783.11, 783.19, 630
See application file for complete search history.

(56) **References Cited**

U.S. PATENT DOCUMENTS

3,959,942	A *	6/1976	Merson	52/630
4,722,158	A *	2/1988	Urdaneta	52/316
D426,321	S *	6/2000	Lockwood	D25/138
6,691,482	B1 *	2/2004	Ault	52/450

* cited by examiner

Primary Examiner—Catherine R Oliver
(74) *Attorney, Agent, or Firm*—Camerland and Associates;
Theresa Fritz Camoriano

(57) **CLAIM**

The ornamental design for a panel with repeating rectangular pattern for wall or ceiling, as shown and described.

DESCRIPTION

FIG. 1 is a broken-away perspective view of a panel with repeating rectangular pattern for wall or ceiling showing my design;

FIG. 2 is a right side view thereof, which is a mirror image of the left side view;

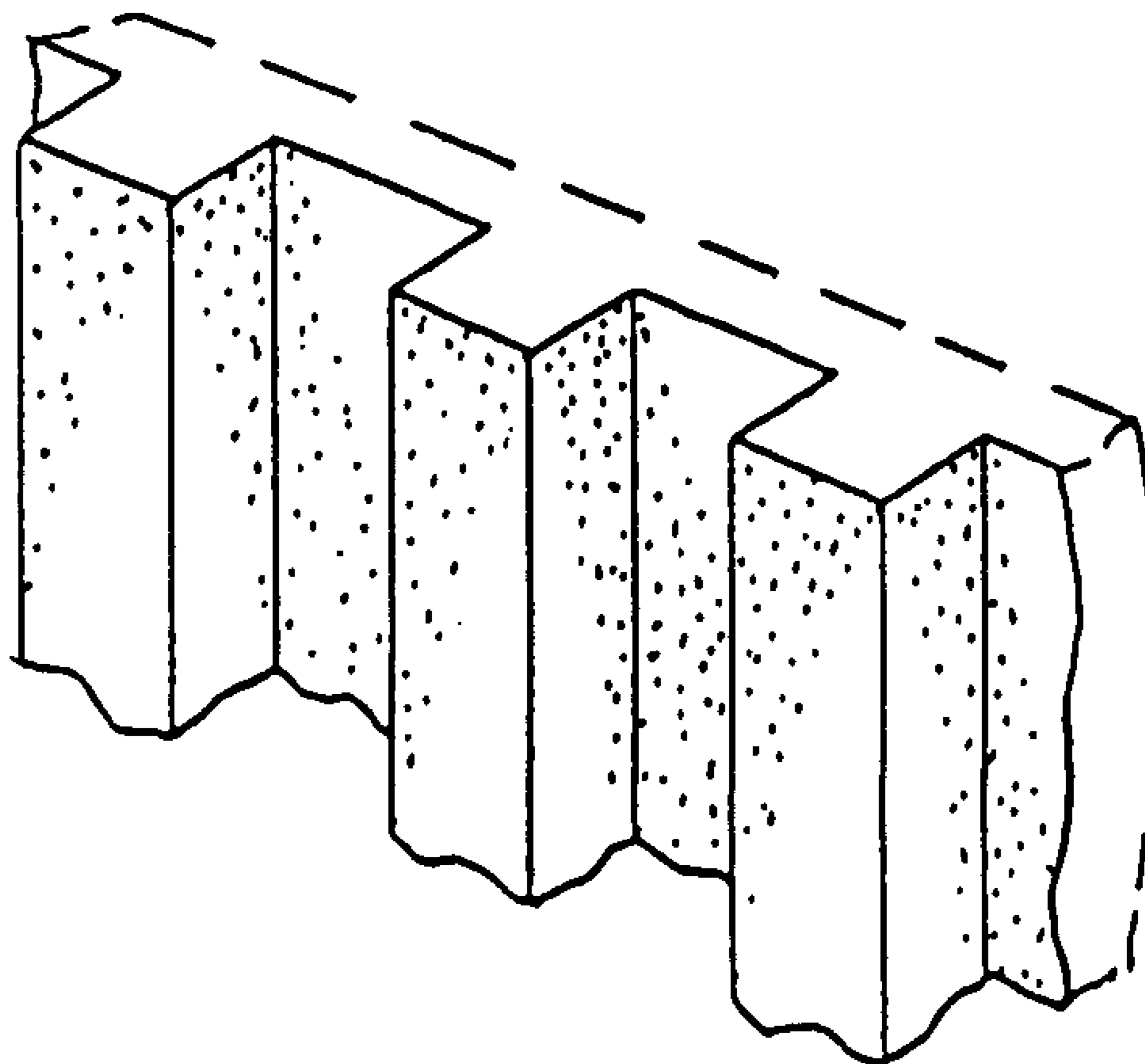
FIG. 3 is a top view thereof, which is a mirror image of the bottom view; and,

FIG. 4 is a front view thereof.

The drawings are shown broken away to indicate indeterminate length.

The broken line showing of environment in the drawings is included for the purpose of illustrating only and forms no part of the claimed design.

1 Claim, 1 Drawing Sheet



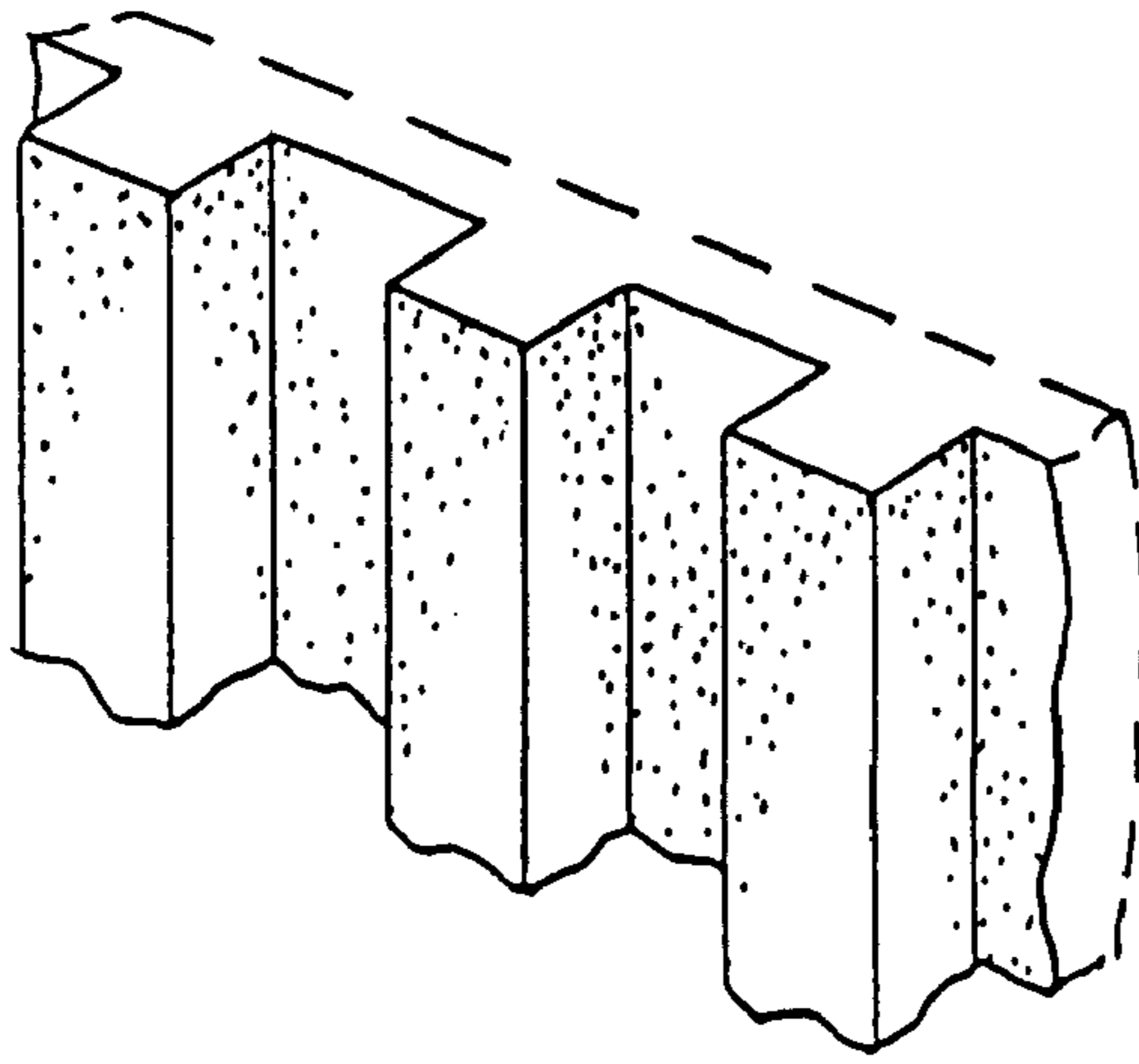


FIG. 1




FIG. 2

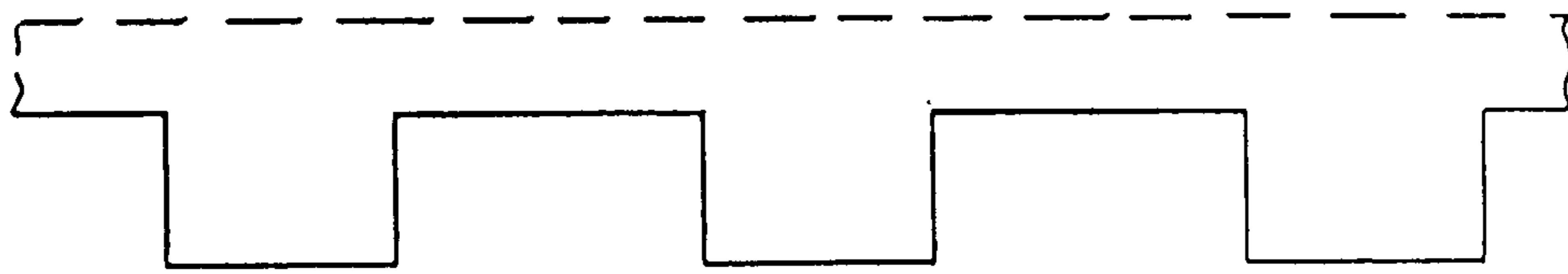


FIG. 3

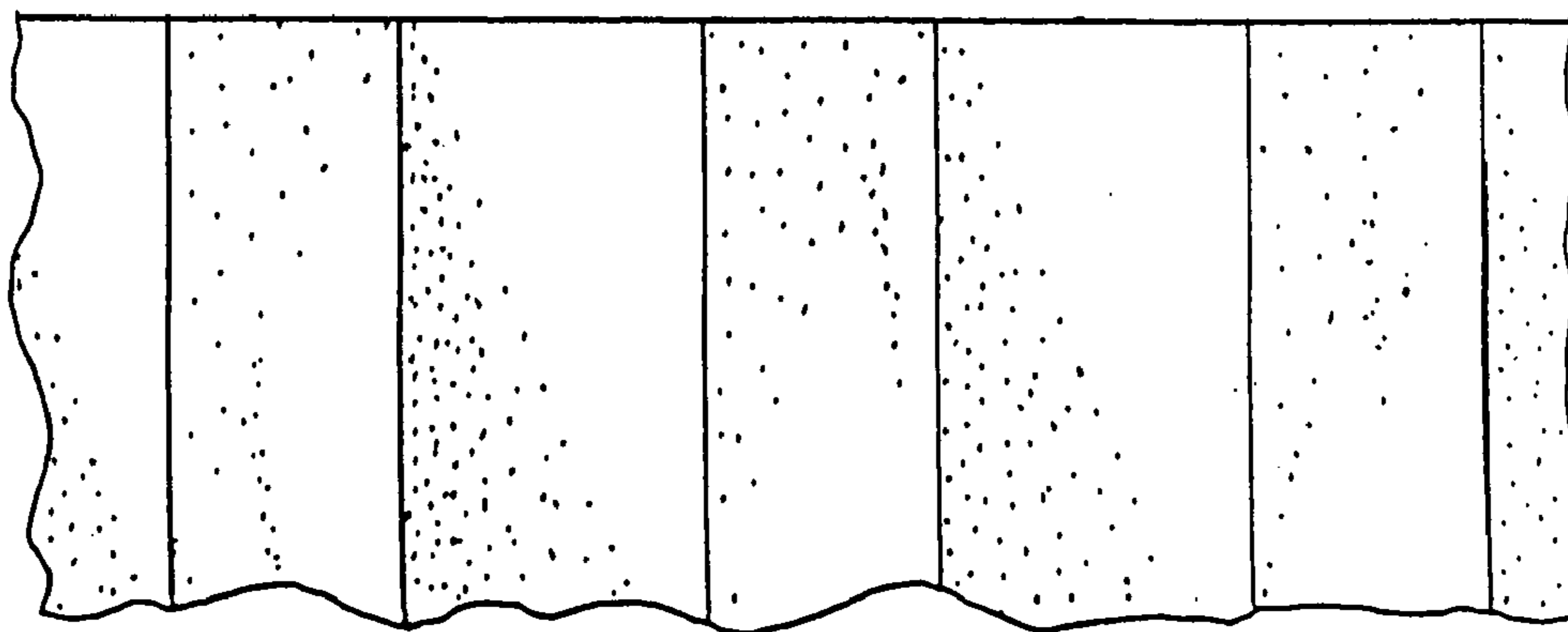


FIG. 4