



US00D579573S

(12) **United States Design Patent**
Nan

(10) **Patent No.:** **US D579,573 S**
(45) **Date of Patent:** **** Oct. 28, 2008**

(54) **SLEEVE FOR A VIBRATOR DEVICE**

(75) Inventor: **Simon Siu Man Nan**, Ontario (CA)

(73) Assignee: **Nanma Manufacturing Co., Ltd.**, Chai Wan (HK)

(**) Term: **14 Years**

(21) Appl. No.: **29/272,785**

(22) Filed: **Feb. 15, 2007**

Related U.S. Application Data

(63) Continuation-in-part of application No. 29/272,508, filed on Feb. 9, 2007, now abandoned.

(51) **LOC (8) Cl.** **24-02**

(52) **U.S. Cl.** **D24/215; D24/105**

(58) **Field of Classification Search** D24/200, D24/211, 214, 215, 105; D21/655; 310/50, 310/81; 600/38, 39; 601/84, 72, 94, 70, 601/69, 79, 125, 122, 128; 128/642, 844, 128/918

See application file for complete search history.

(56) **References Cited**

U.S. PATENT DOCUMENTS

6,145,506 A * 11/2000 Goll 128/844
D448,471 S * 9/2001 Johannsson D24/105

D484,987 S * 1/2004 Nan D24/215
D515,219 S * 2/2006 Nan D24/215
D515,702 S * 2/2006 Nan D24/215
D515,703 S * 2/2006 Nan D24/215
D515,704 S * 2/2006 Nan D24/215
D515,705 S * 2/2006 Nan D24/215
D520,642 S * 5/2006 Nan D24/215

* cited by examiner

Primary Examiner—Ian Simmons

Assistant Examiner—Melanie Levy

(74) *Attorney, Agent, or Firm*—Ari M. Bai; Polsinelli Shalton Flanigan Suelthaus PC

(57) **CLAIM**

The ornamental design for a sleeve for a vibrator device, as shown and described.

DESCRIPTION

FIG. 1 is a left side view of a sleeve for a vibrator device, showing my new design.

FIG. 2 is an opposing right side view thereof.

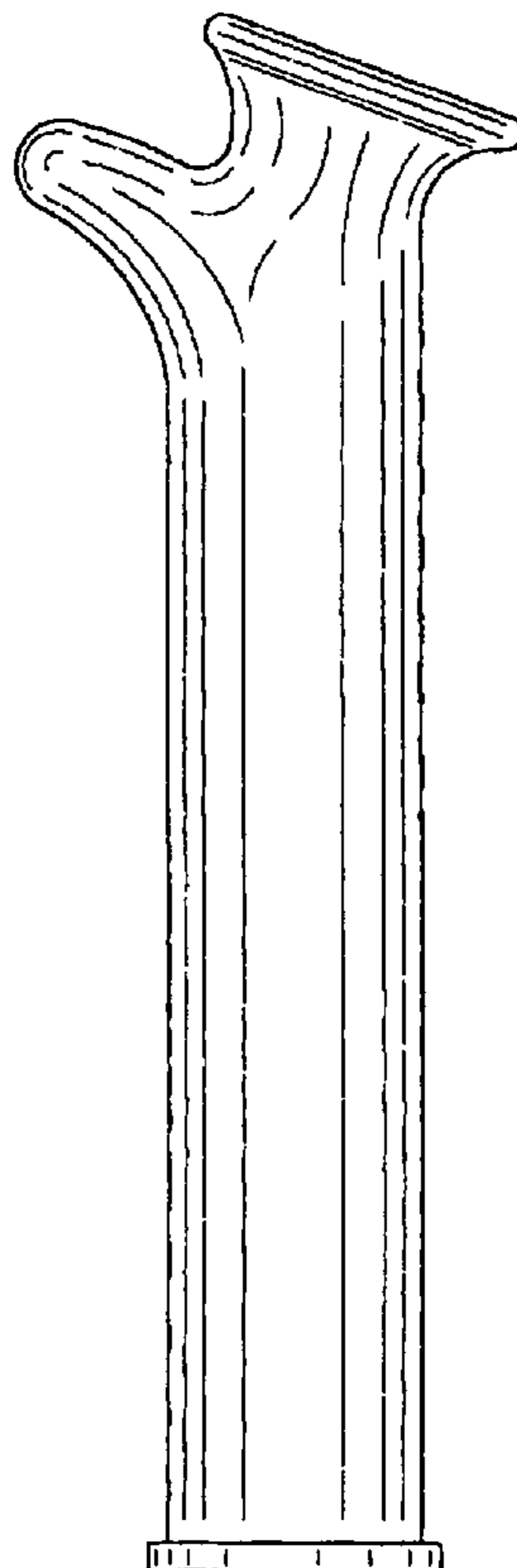
FIG. 3 is a front view of the shield.

FIG. 4 is a back view thereof.

FIG. 5 is a top view thereof; and,

FIG. 6 is a bottom view thereof.

1 Claim, 2 Drawing Sheets



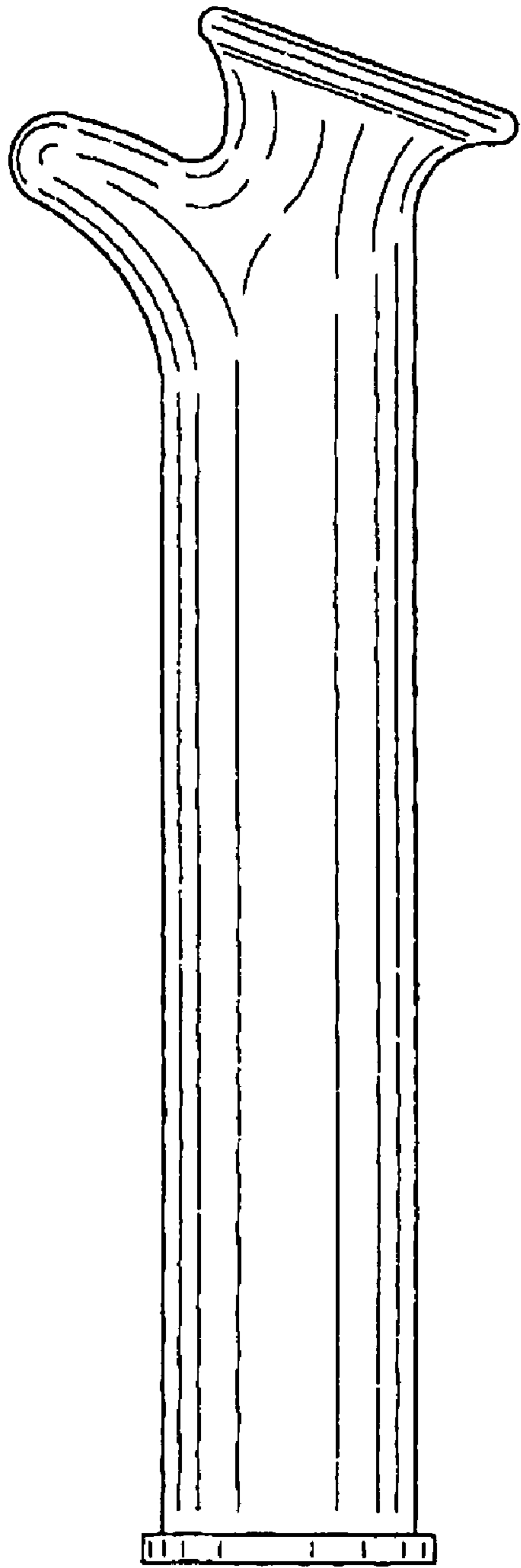


FIG. 1

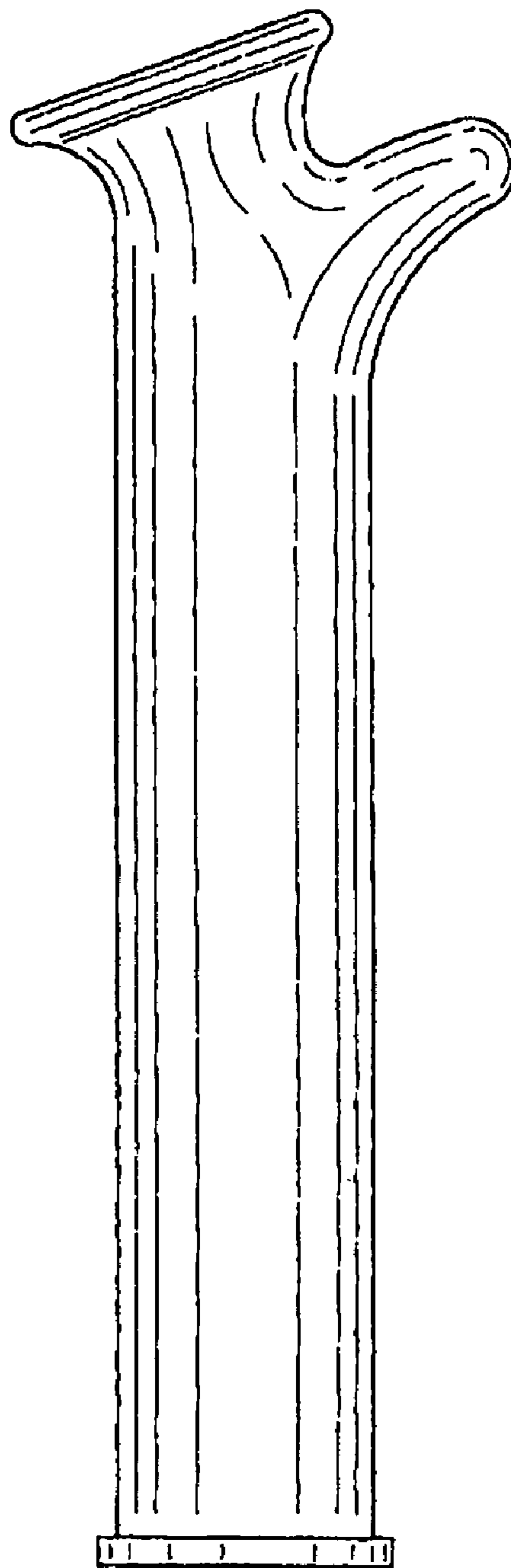


FIG. 2

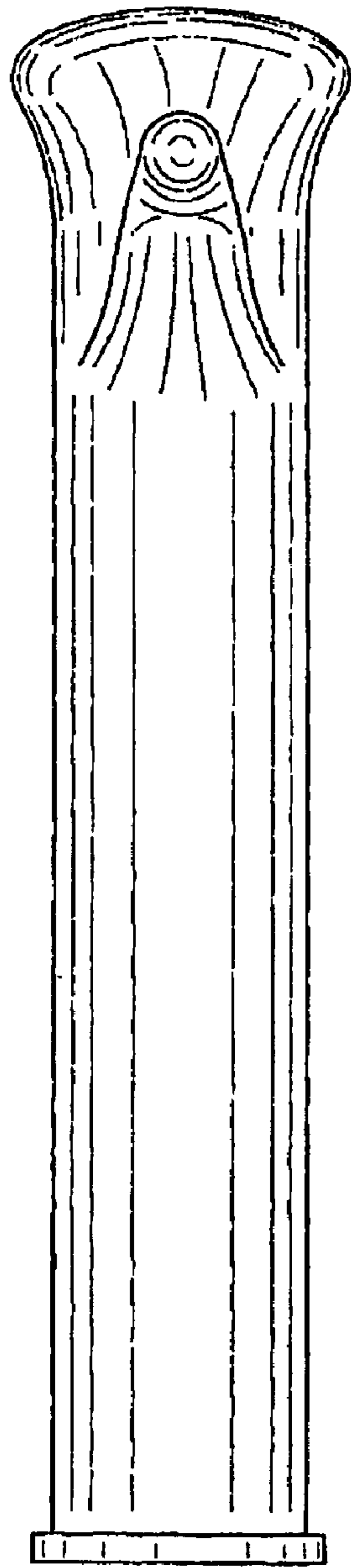


FIG. 3

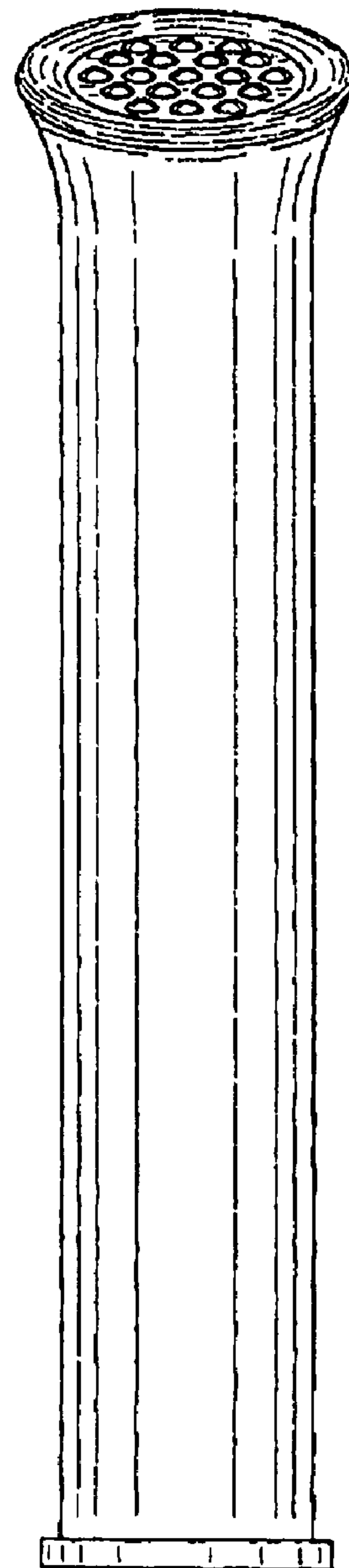


FIG. 4

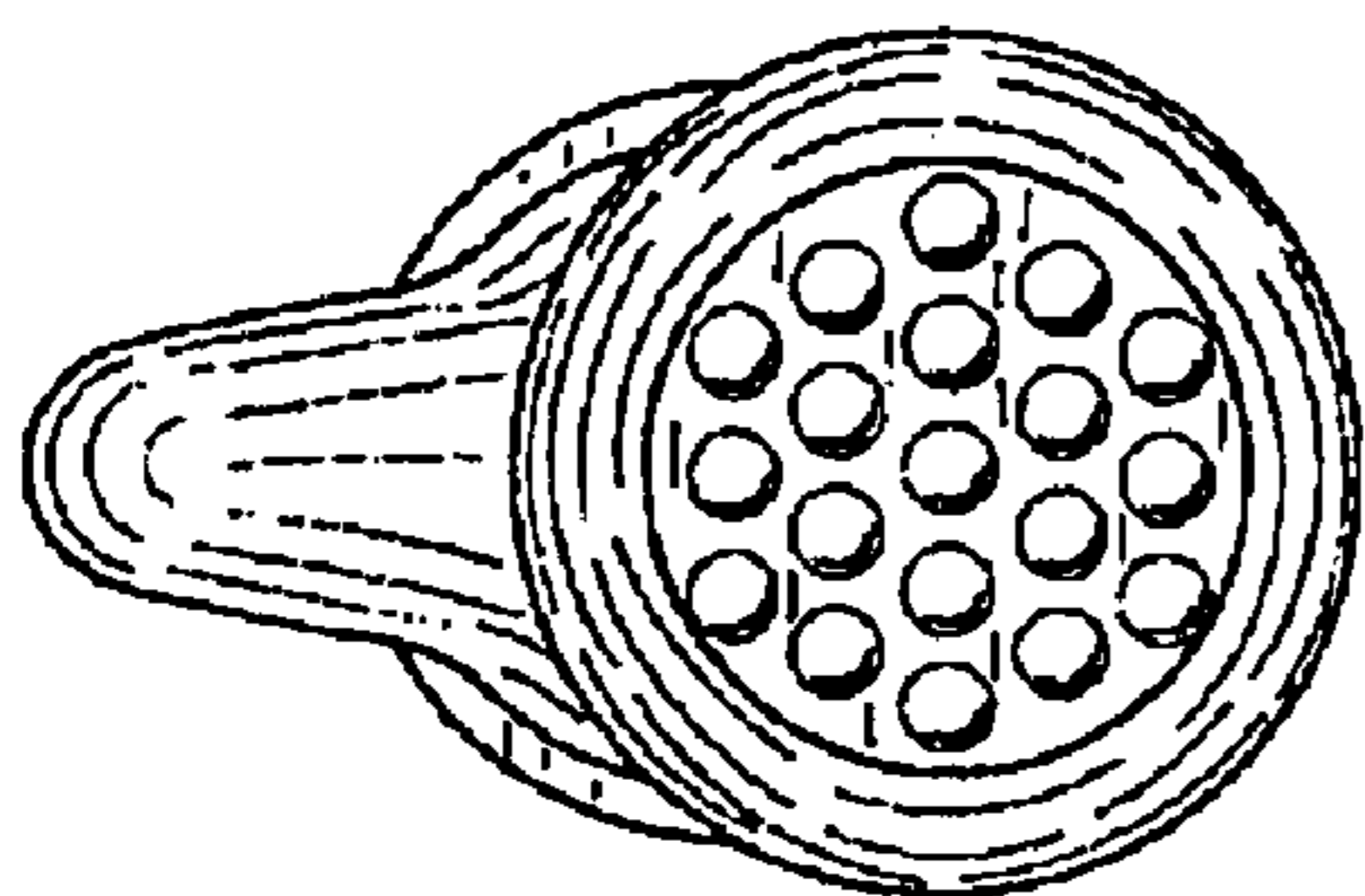


FIG. 5

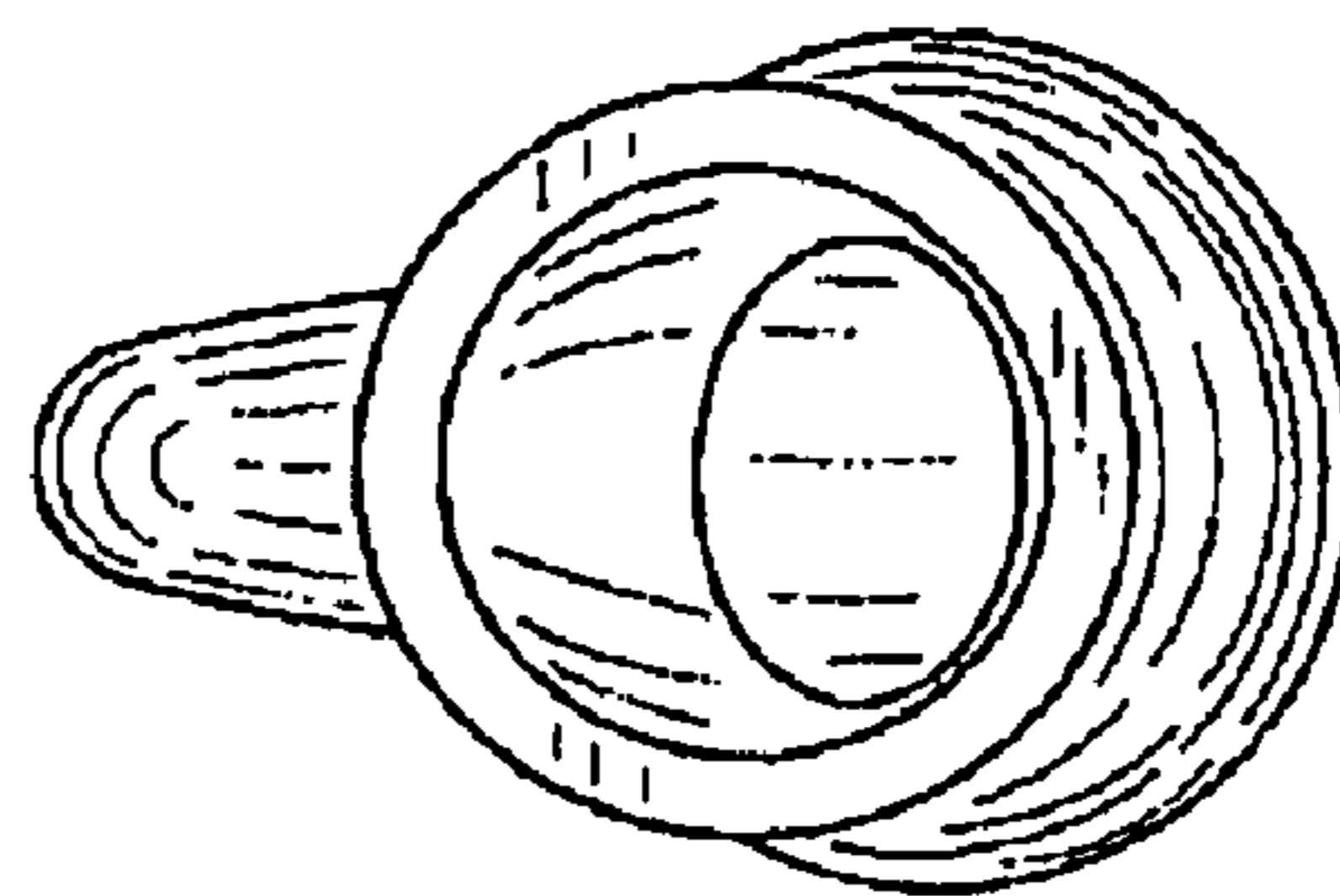


FIG. 6