



US00D579571S

(12) **United States Design Patent**
Weaver

(10) **Patent No.:** **US D579,571 S**

(45) **Date of Patent:** **** Oct. 28, 2008**

(54) **MICROWAVE HEATABLE POUCH**

(76) Inventor: **Sandra Weaver**, 217 Hahnstown Rd.,
Ephrata, PA (US) 17522

(**) Term: **14 Years**

(21) Appl. No.: **29/256,621**

(22) Filed: **Mar. 23, 2006**

(51) **LOC (8) Cl.** **24-04**

(52) **U.S. Cl.** **D24/206**

(58) **Field of Classification Search** D24/107,
D24/206-208; D6/597-598, 601; 607/96,
607/114, 3, 101; 383/901; 5/630, 631, 636;
219/678

See application file for complete search history.

(56) **References Cited**

U.S. PATENT DOCUMENTS

640,534	A *	1/1900	Cheney	165/46
2,366,989	A *	1/1945	Robertson	62/530
4,756,311	A *	7/1988	Francis, Jr.	607/114
D313,917	S *	1/1991	Valliere	D6/601

D343,686	S *	1/1994	Irwin et al.	D24/206
5,366,491	A *	11/1994	Ingram et al.	607/108
D393,373	S *	4/1998	Acosta	D6/349
D532,640	S *	11/2006	Pressler	D6/601
2007/0055330	A1 *	3/2007	Rutherford	607/114

* cited by examiner

Primary Examiner—Adir Aronovich

Assistant Examiner—Wan Laymon

(57) **CLAIM**

The ornamental design for a microwave heatable pouch, as shown and described.

DESCRIPTION

FIG. 1 is a perspective view of a microwave heatable pouch showing my new design;

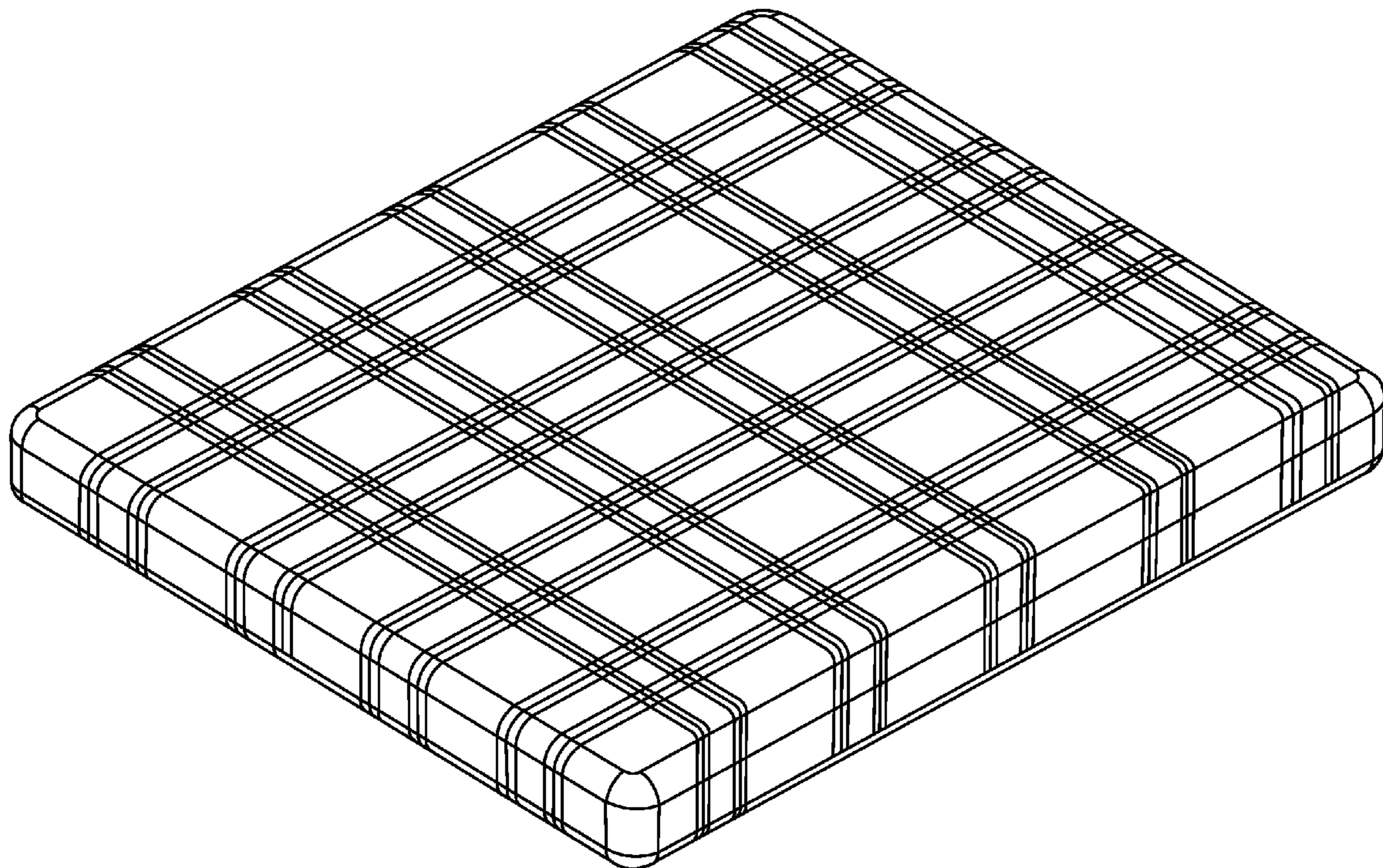
FIG. 2 is a front elevational view thereof;

FIG. 3 is a top plan view thereof;

FIG. 4 is a side elevational view thereof; and,

FIG. 5 is a rear elevational view thereof.

1 Claim, 2 Drawing Sheets



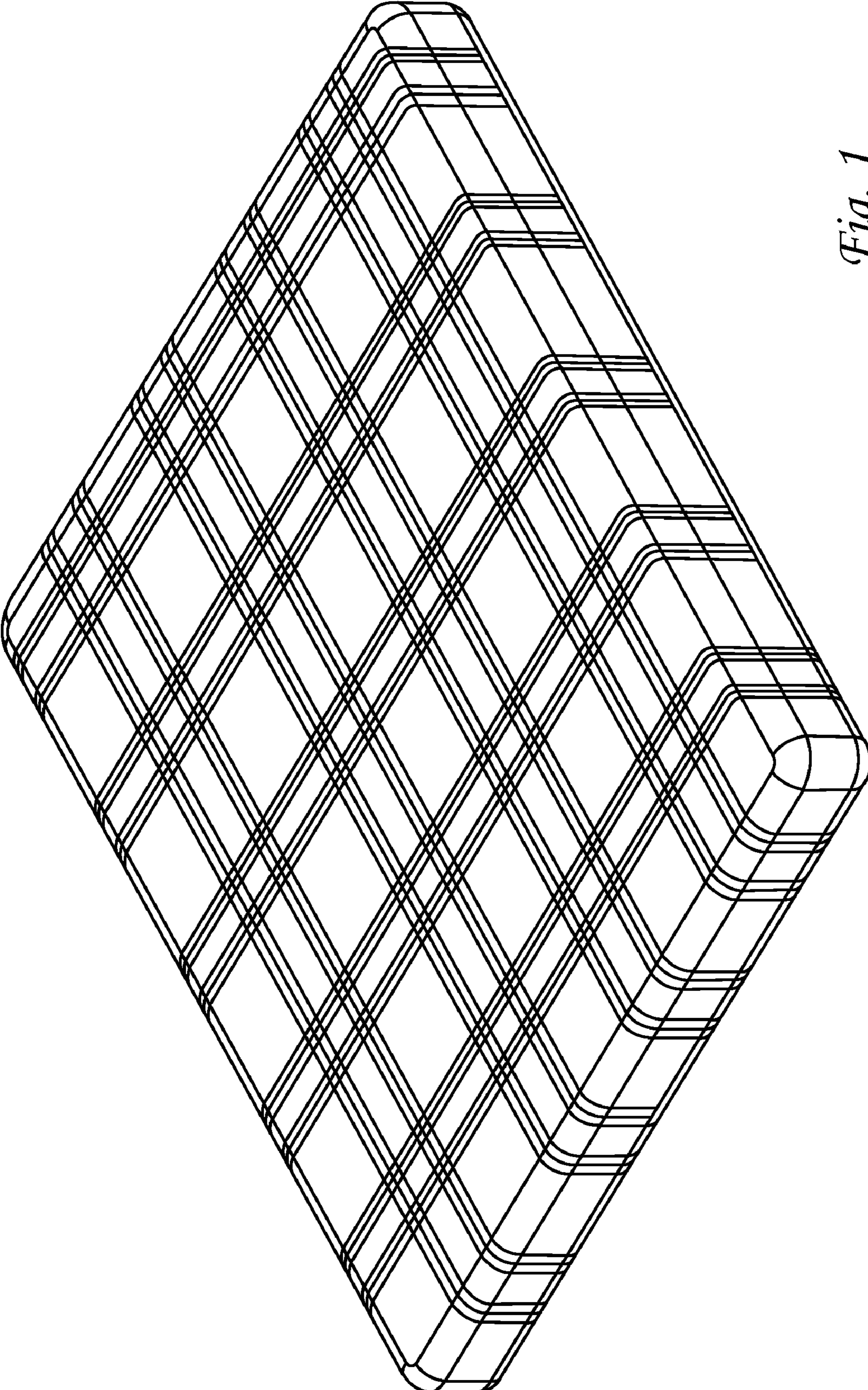


Fig. 1

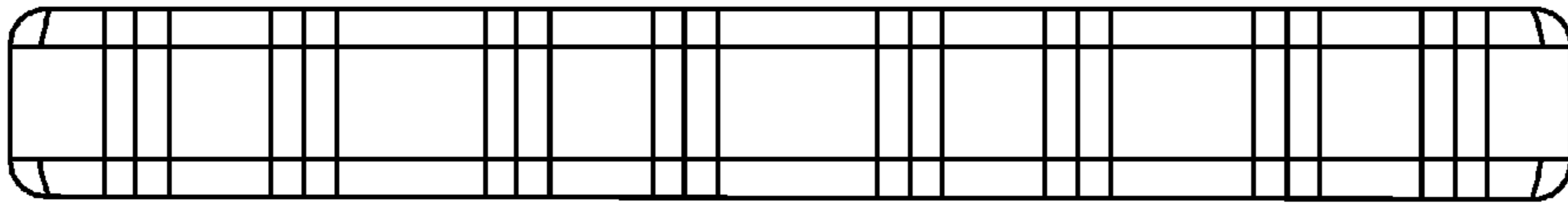


Fig. 2




Fig. 3




Fig. 4

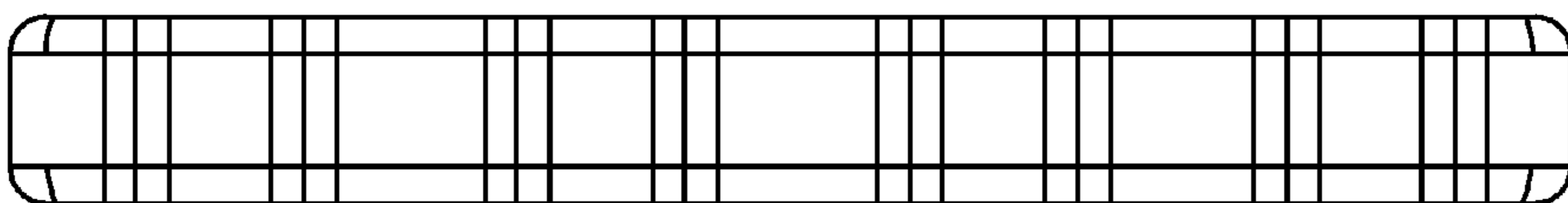


Fig. 5