



US00D579570S

(12) **United States Design Patent**
Rosene et al.

(10) **Patent No.:** **US D579,570 S**

(45) **Date of Patent:** **** Oct. 28, 2008**

(54) **FLOATING SPA COVER**

(76) Inventors: **Richard C. Rosene**, 40034 Gibraltar Dr.,
Murrieta, CA (US) 92562; **Lora J.**
Rosene, 40034 Gibraltar Dr., Murrieta,
CA (US) 92562

(**) Term: **14 Years**

(21) Appl. No.: **29/257,639**

(22) Filed: **Apr. 7, 2006**

(51) **LOC (8) Cl.** **24-01**

(52) **U.S. Cl.** **D24/205**

(58) **Field of Classification Search** D24/201,
D24/203-205; 4/498, 499, 493, 488, 580,
4/588, 503-504, 496-497; D25/2; D13/101-102;
126/566

See application file for complete search history.

(56) **References Cited**

U.S. PATENT DOCUMENTS

3,072,920	A *	1/1963	Yellott	126/566
3,940,809	A *	3/1976	Hughes	4/499
4,011,607	A *	3/1977	Davidoff	4/503
4,284,060	A *	8/1981	McCluskey	126/565
D289,685	S *	5/1987	Peer	D24/205
5,398,349	A *	3/1995	Haberler	4/498
5,398,350	A *	3/1995	Watkins et al.	4/498
D367,709	S *	3/1996	Lawing et al.	D24/205
5,619,759	A *	4/1997	Hansen et al.	4/498
6,286,157	B1 *	9/2001	Baumann	4/503
6,640,353	B1 *	11/2003	Williams	4/493
6,832,395	B1 *	12/2004	Jeffcoat	4/498
D569,527	S *	5/2008	Rosene et al.	D25/2
2005/0108818	A1 *	5/2005	Cordray et al.	4/503

2006/0180142	A1 *	8/2006	Rosene et al.	126/565
2006/0195978	A1 *	9/2006	Stout et al.	4/498
2006/0283443	A1 *	12/2006	Rosene et al.	126/565
2007/0199142	A1 *	8/2007	Gray	4/498
2007/0271692	A1 *	11/2007	Herd et al.	4/499

* cited by examiner

Primary Examiner—Ian Simmons

Assistant Examiner—Wan Laymon

(74) *Attorney, Agent, or Firm*—Palomar Patent; Calif Tervo

(57) **CLAIM**

The ornamental design for a floating spa cover, as shown and described.

DESCRIPTION

FIG. 1 is a top, front perspective view of a floating spa cover showing our new design; the bottom perspective view being a mirror image;

FIG. 2 is a front elevation view, the rear, left and right side elevation views being identical thereof;

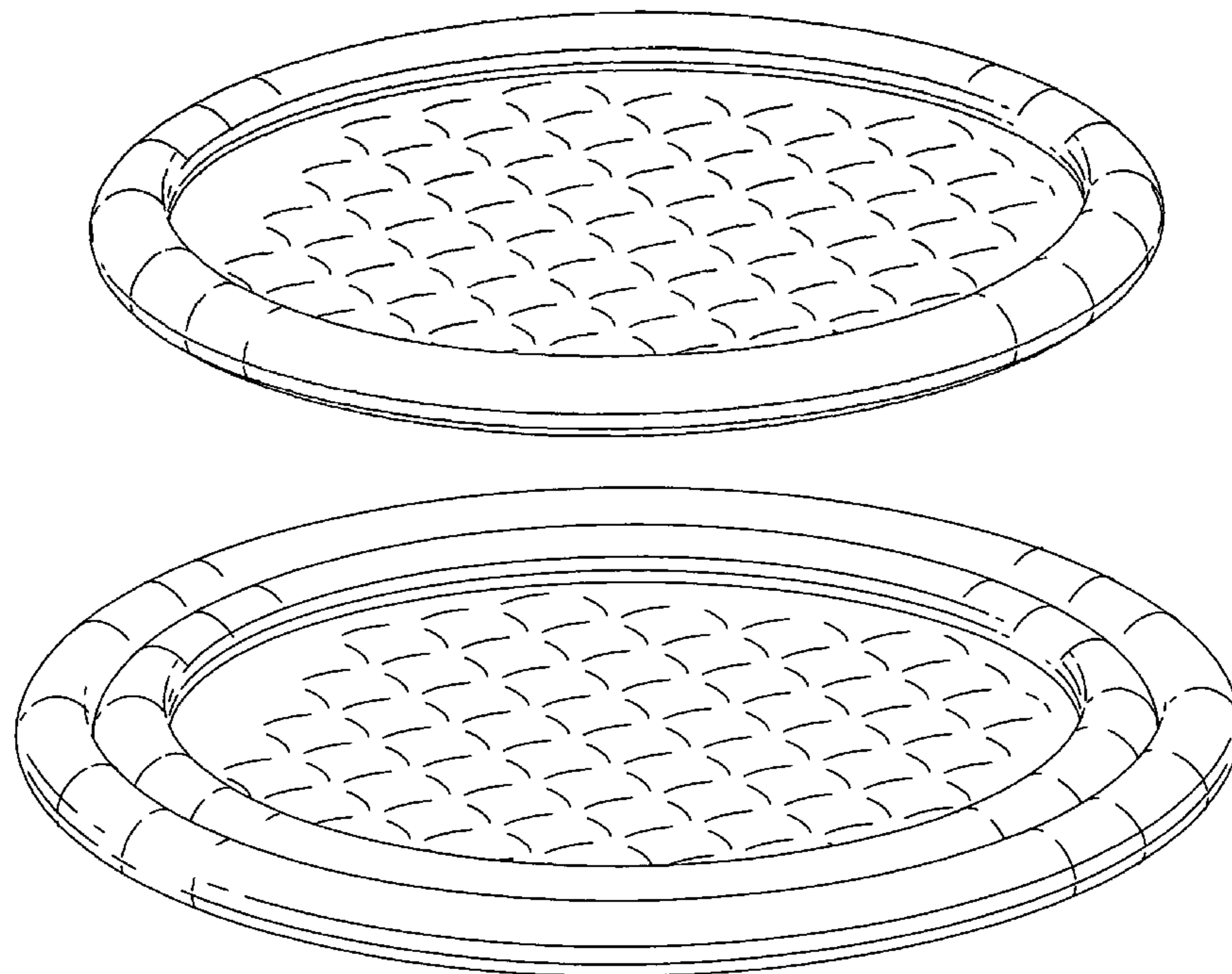
FIG. 3 is a top, front perspective view of a second embodiment showing our new design; the bottom perspective view being a mirror image thereof;

FIG. 4 is a front elevation view, the rear, left and right side elevation views being identical thereof;

FIG. 5 is a top, front perspective view of a third embodiment showing our new design; the bottom perspective view being a mirror image thereof; and,

FIG. 6 is a front elevation view thereof, the rear, left and right side elevation views being identical thereof.

1 Claim, 3 Drawing Sheets






FIG. 1

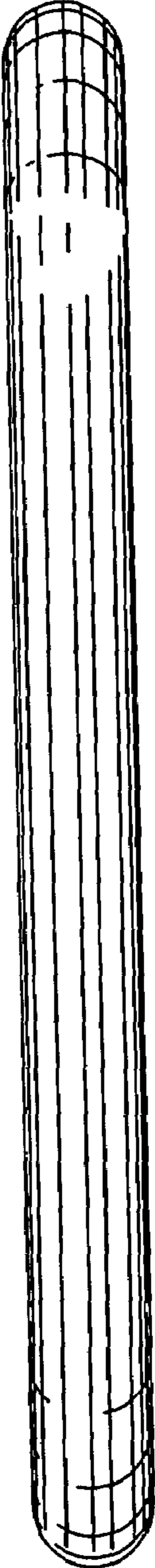


FIG. 2

FIG. 3

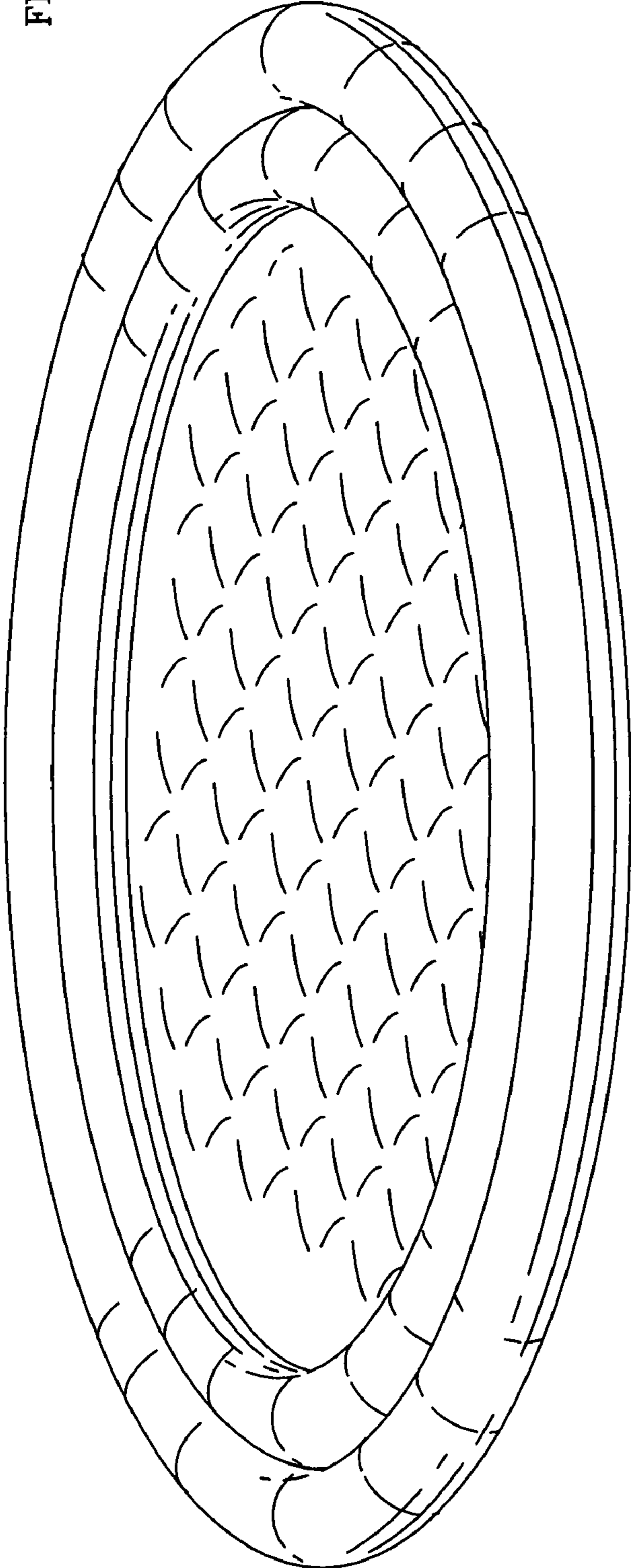


FIG. 4




FIG. 5

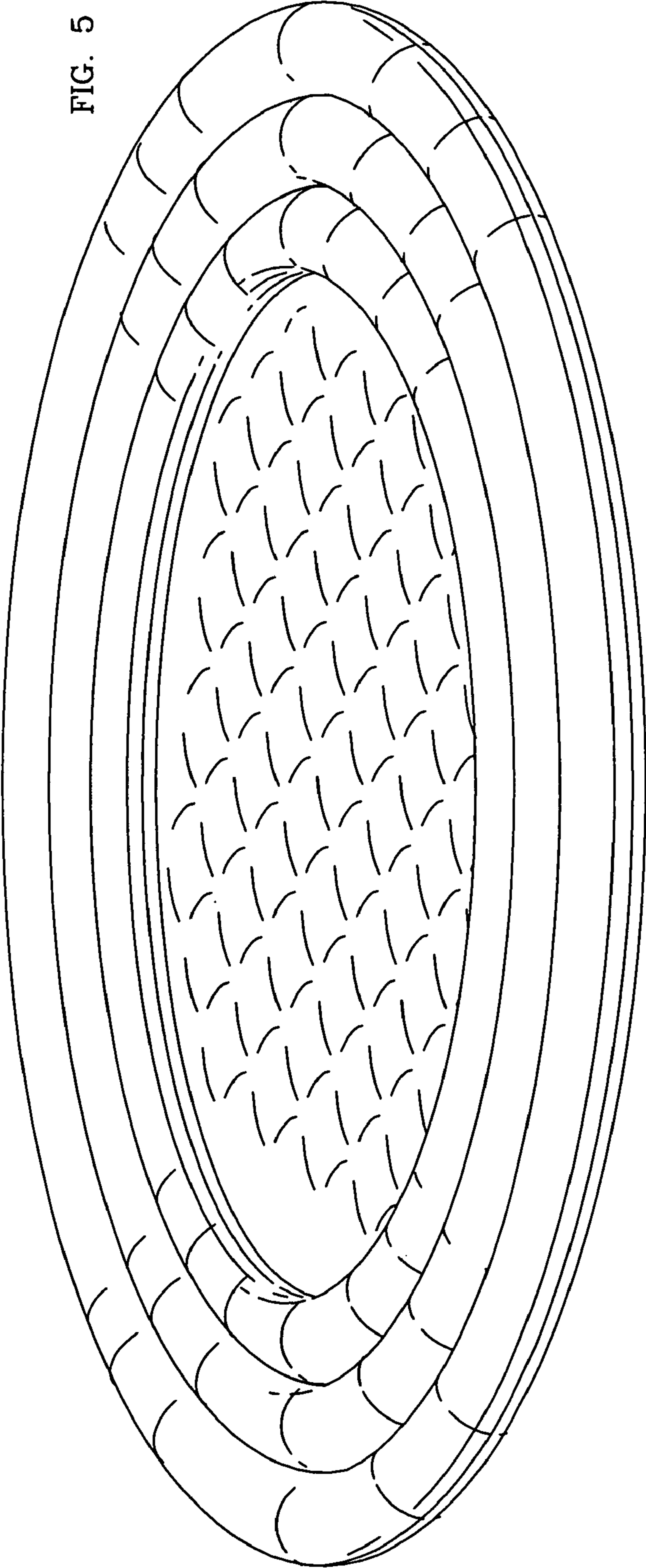


FIG. 6

