



US00D579534S

(12) **United States Design Patent**
Genord et al.

(10) **Patent No.:** **US D579,534 S**
(45) **Date of Patent:** **** Oct. 28, 2008**

(54) **HAND RAIL**

(75) Inventors: **Daniel Genord**, South Lyon, MI (US);
Evan Carpenter-Crawford, Farmington
Hills, MI (US)

(73) Assignee: **Liberty Hardware Mfg. Corp.**,
Winston-Salem, NC (US)

(**) Term: **14 Years**

(21) Appl. No.: **29/271,106**

(22) Filed: **Jan. 10, 2007**

(51) **LOC (8) Cl.** **23-02**

(52) **U.S. Cl.** **D23/304**

(58) **Field of Classification Search** D23/277,
D23/275, 283, 303-306; 4/576.1, 577.1,
4/571.1, 604, 611, 661, 900; D8/313, 317
See application file for complete search history.

(56) **References Cited**

U.S. PATENT DOCUMENTS

4,112,524 A * 9/1978 Johansson 4/611

D272,039 S * 1/1984 Stairs, Jr. D23/304
D385,333 S * 10/1997 Caroen et al. D23/304
D387,420 S * 12/1997 Kuhne D23/304

* cited by examiner

Primary Examiner—Robert A Delehanty

(74) *Attorney, Agent, or Firm*—Edgar A. Zarins; Lloyd D.
Doigan

(57) **CLAIM**

The ornamental design for a hand rail, as shown and
described.

DESCRIPTION


FIG. 1 is a perspective view of a hand rail showing our new
design;

FIG. 2 is a top plan view thereof, the bottom view being a
mirror image of the side shown;

FIG. 3 is a front elevational view thereof; and,

FIG. 4 is an end view thereof.

1 Claim, 1 Drawing Sheet






Fig-1




Fig-2




Fig-3

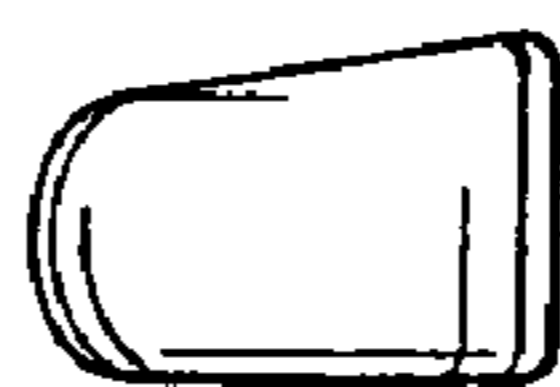


Fig-4