



US00D579526S

(12) **United States Design Patent**
Williams

(10) **Patent No.:** **US D579,526 S**

(45) **Date of Patent:** **** Oct. 28, 2008**

(54) **FAUCET HANDLE**

(75) Inventor: **Emilie Williams**, Chicago, IL (US)

(73) Assignee: **Masco Corporation of Indiana**,
Indianapolis, IN (US)

(**) Term: **14 Years**

(21) Appl. No.: **29/302,167**

(22) Filed: **Jan. 11, 2008**

Related U.S. Application Data

(63) Continuation of application No. 29/279,434, filed on
May 1, 2007, now Pat. No. Des. 564,075.

(51) **LOC (8) Cl.** **23-01**

(52) **U.S. Cl.** **D23/250**

(58) **Field of Classification Search** D23/238-250,
D23/252-255; 4/671-678; 137/801, 615;
D8/300, 307, 308, 311; 16/110.1

See application file for complete search history.

(56) **References Cited**

U.S. PATENT DOCUMENTS

D196,711 S * 10/1963 Maffie D8/308
D197,401 S * 1/1964 Maffie D8/308
D324,412 S * 3/1992 Bonnell D23/252
D397,412 S * 8/1998 Slothower et al. D23/250
D413,654 S * 9/1999 Paredes et al. D23/250

D431,173 S * 9/2000 Durbin D8/308
D433,739 S * 11/2000 Lord D23/252
D434,117 S * 11/2000 Spangler D23/252
D443,918 S * 6/2001 Lord D23/252
D444,854 S * 7/2001 Lord D23/252
D467,155 S * 12/2002 Underhill et al. D8/308
D555,456 S * 11/2007 Kosasih et al. D8/308
D564,633 S * 3/2008 Kemp D23/250

* cited by examiner

Primary Examiner—Louis S Zarfaz

Assistant Examiner—David G Muller

(74) *Attorney, Agent, or Firm*—Leon E. Redman; Lloyd D.
Doigan

(57) **CLAIM**

The ornamental design for a faucet handle, as shown and
described.

DESCRIPTION

FIG. 1 is a front perspective view of a faucet handle showing
my new design;

FIG. 2 is a front elevational view thereof;

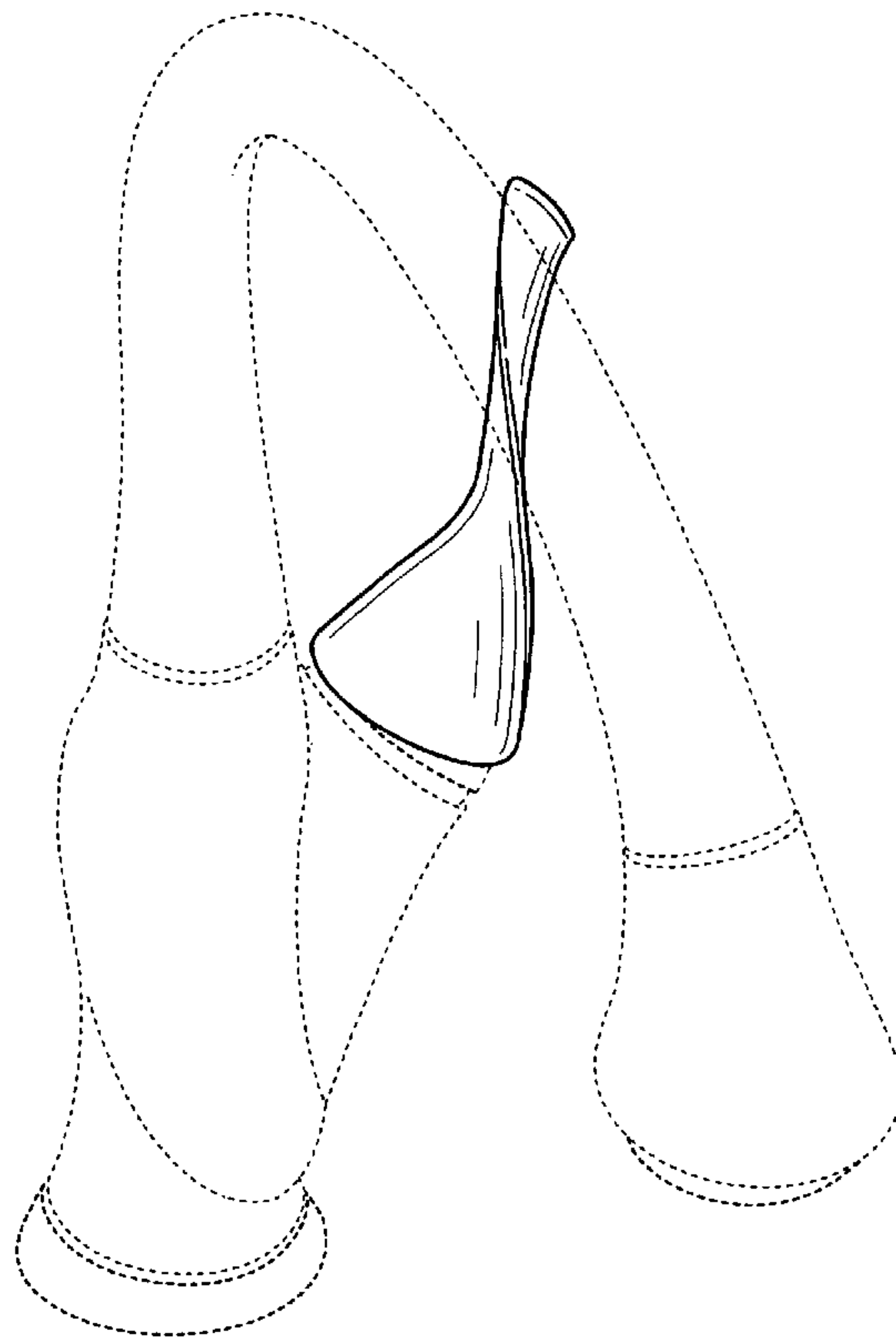
FIG. 3 is a rear elevational view thereof;

FIG. 4 is a left side elevational view thereof; and,

FIG. 5 is a top plan view thereof.

The features shown in broken lines depict environmental
subject matter only and form no part of the claimed design.

1 Claim, 5 Drawing Sheets



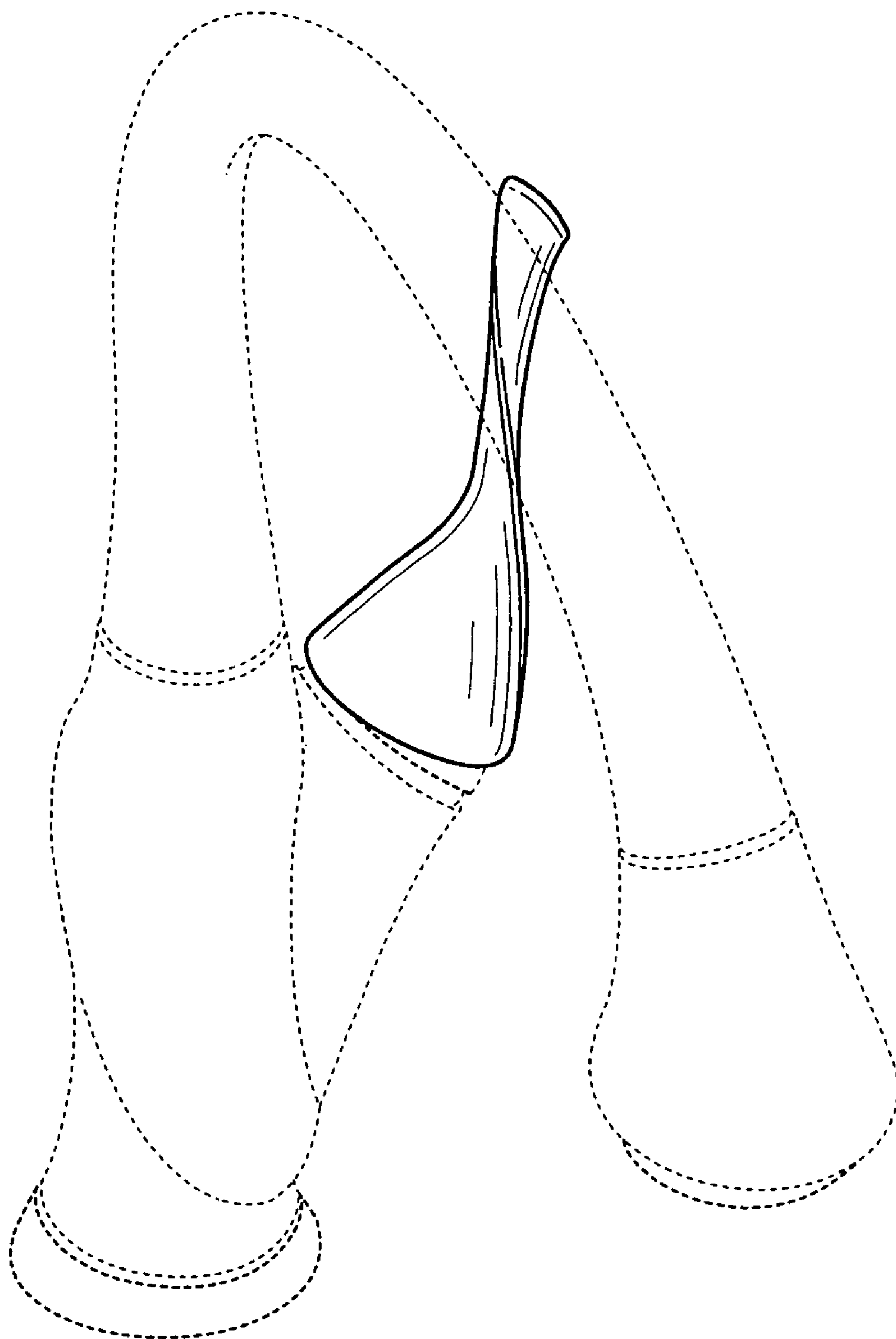


FIG. 1

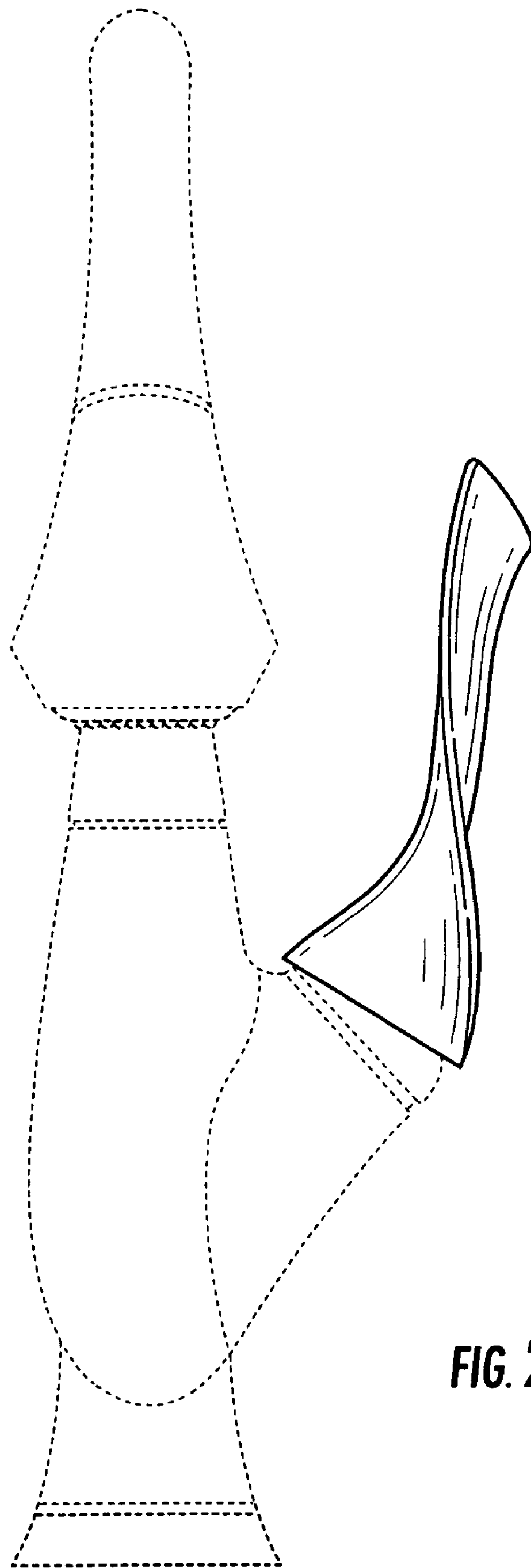


FIG. 2

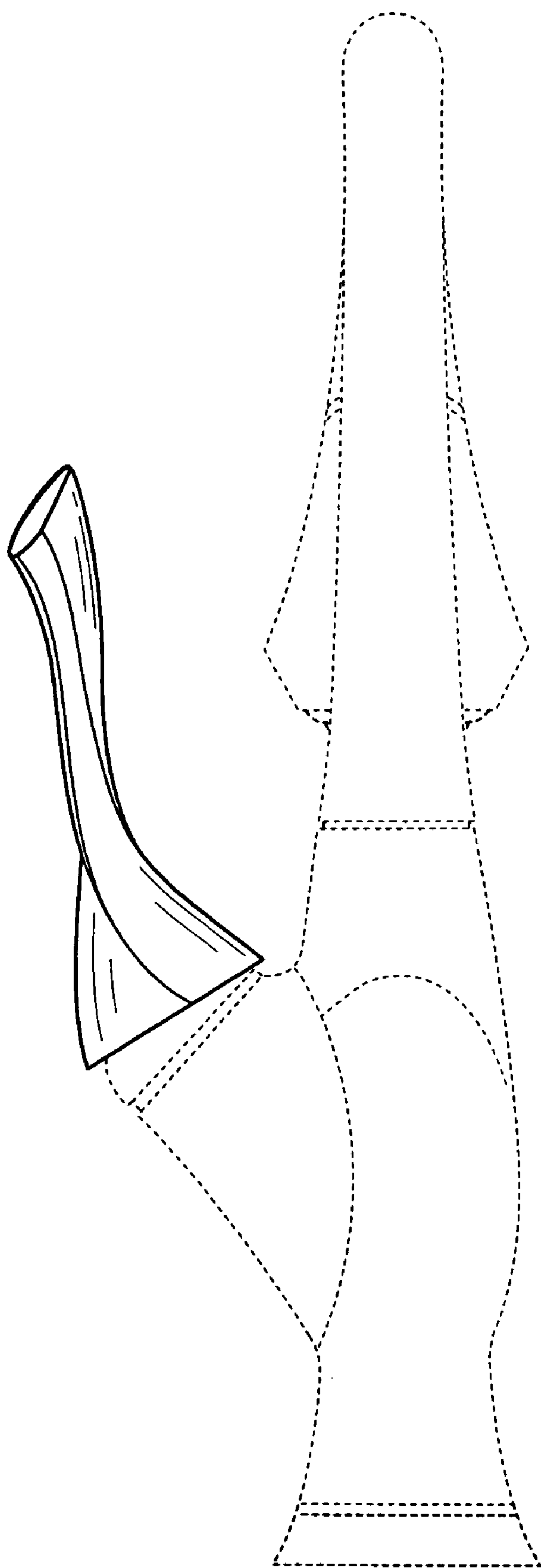


FIG. 3

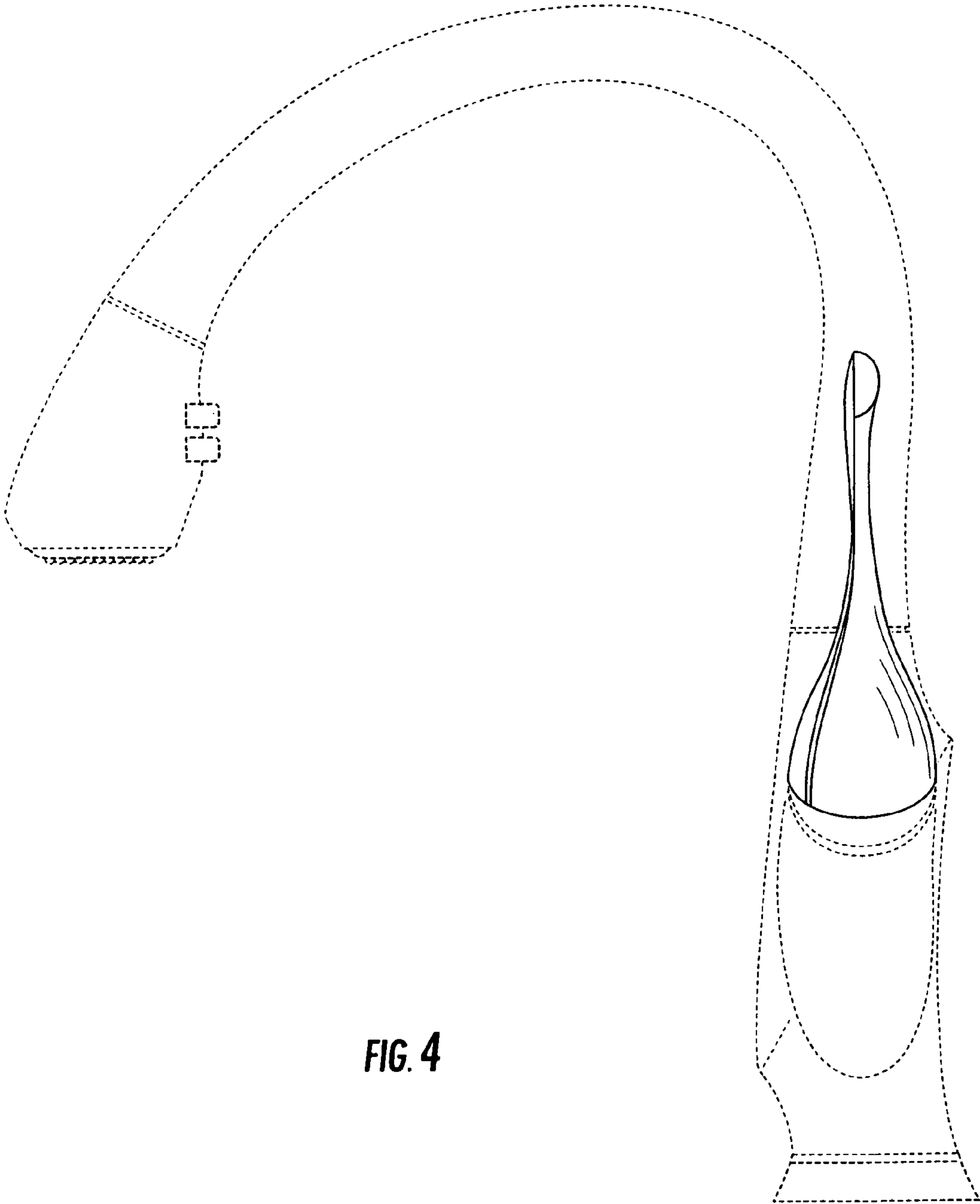


FIG. 4

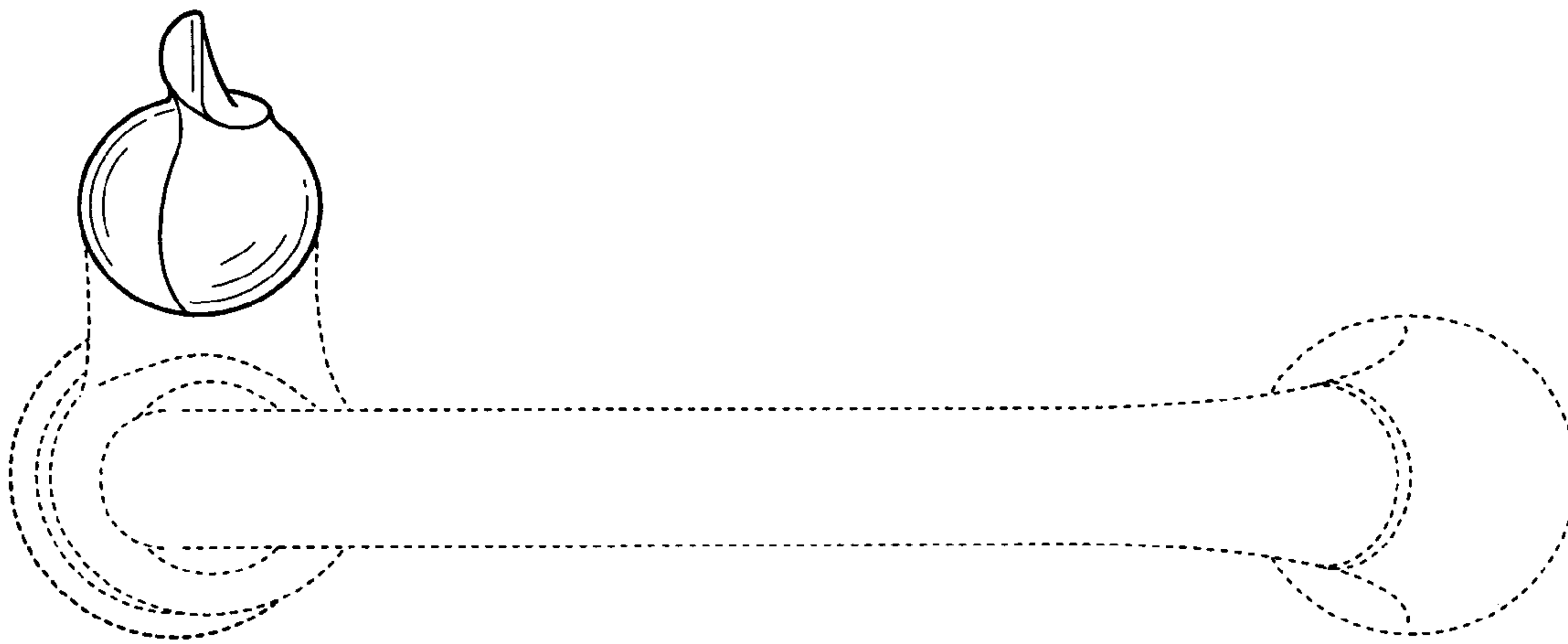


FIG. 5