



US00D579421S

(12) **United States Design Patent**  
**Chu**

(10) **Patent No.:** **US D579,421 S**  
(45) **Date of Patent:** **\*\* Oct. 28, 2008**

(54) **HEAT SINK**

(75) Inventor: **Ching-Hung Chu**, Taipei Hsien (TW)

(73) Assignee: **Hon Hai Precision Industry Co., Ltd.**,  
Tu-Cheng, Taipei Hsien (TW)

(\*\*) Term: **14 Years**

(21) Appl. No.: **29/295,947**

(22) Filed: **Oct. 11, 2007**

(51) **LOC (8) Cl.** ..... **13-03**

(52) **U.S. Cl.** ..... **D13/179**

(58) **Field of Classification Search** ..... D13/179;  
165/80.3, 104.33, 151, 122, 185; 257/706,  
257/707, 718-722; 361/687, 695, 697, 700,  
361/702, 704, 709, 710, 711, 719  
See application file for complete search history.

(56) **References Cited**

U.S. PATENT DOCUMENTS

D466,871 S \* 12/2002 Lee ..... D13/179  
D481,688 S \* 11/2003 Lee et al. .... D13/179  
6,712,127 B2 \* 3/2004 Lee ..... 165/80.3

7,028,757 B1 \* 4/2006 Hegde ..... 165/104.21  
2004/0244948 A1 \* 12/2004 Luo ..... 165/80.3  
2006/0196636 A1 \* 9/2006 Liu ..... 165/80.3  
2006/0213642 A1 \* 9/2006 Lai ..... 165/80.3  
2008/0142194 A1 \* 6/2008 Zhou et al. .... 165/80.3

\* cited by examiner

*Primary Examiner*—Selina Sikder

(74) *Attorney, Agent, or Firm*—Frank R. Niranjan

(57) **CLAIM**

The ornamental design for a heat sink, as shown.

**DESCRIPTION**

FIG. 1 is a perspective view of a heat sink showing my new design;

FIG. 2 is a front elevational view thereof;

FIG. 3 is a rear elevational view thereof;

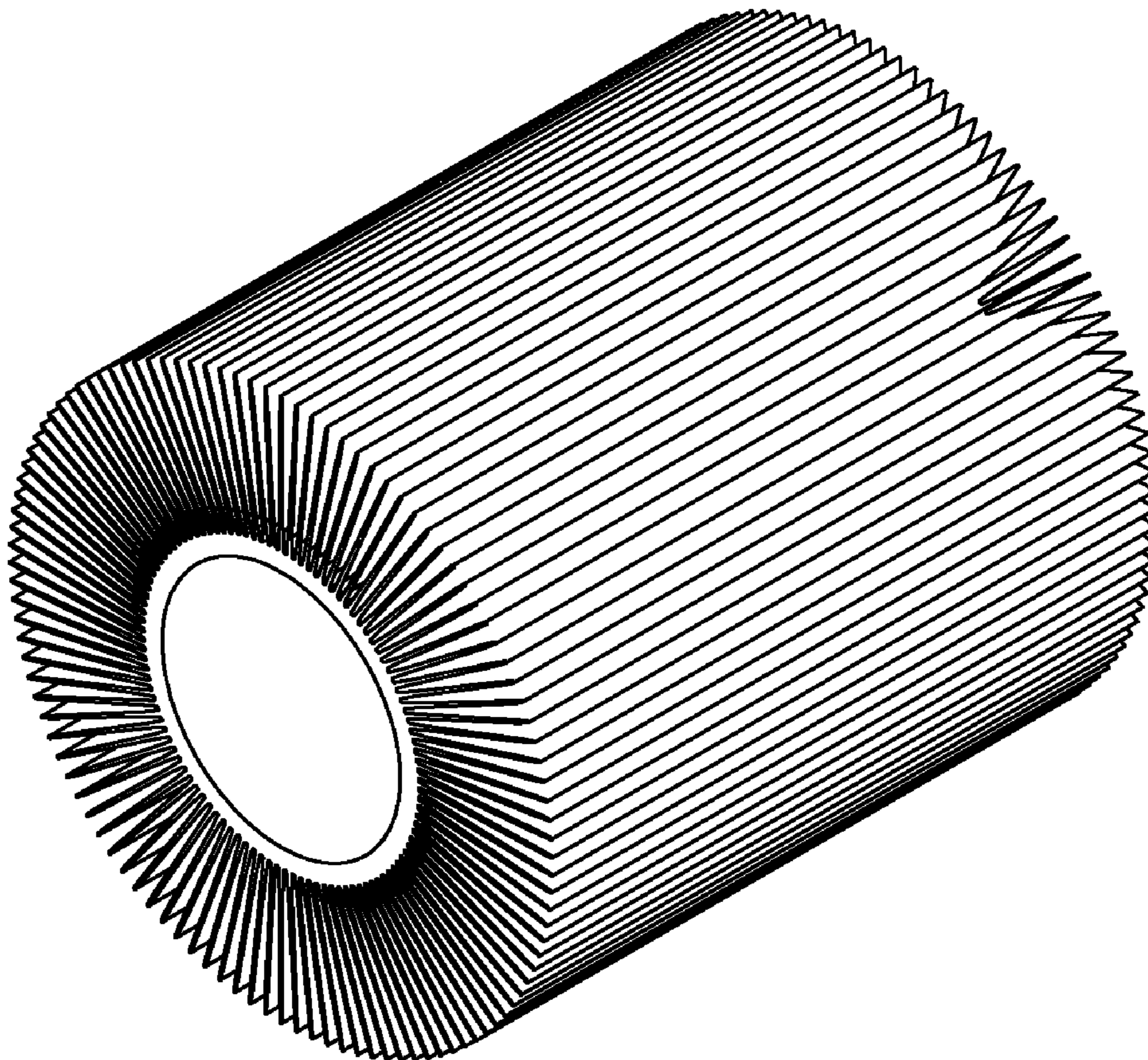
FIG. 4 is a left-side, elevational view thereof;

FIG. 5 is a right-side, elevational view thereof;

FIG. 6 is a top plan view thereof; and,

FIG. 7 is a bottom plan view thereof.

**1 Claim, 7 Drawing Sheets**



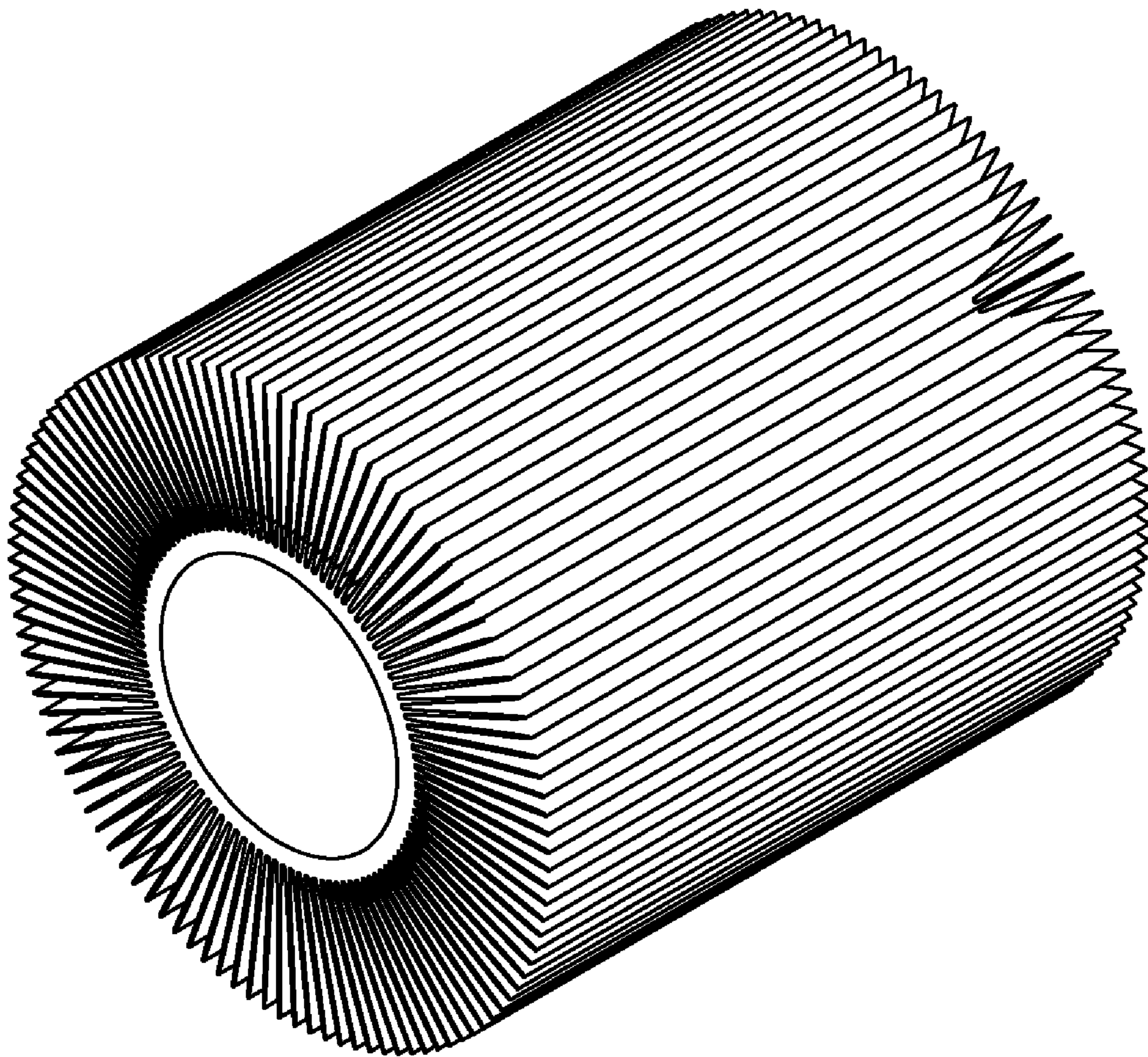


FIG. 1






FIG. 2




FIG. 3




FIG. 4




FIG. 5




FIG. 6




FIG. 7