



US00D579388S

(12) **United States Design Patent**
Akasawa et al.

(10) **Patent No.:** **US D579,388 S**

(45) **Date of Patent:** **** Oct. 28, 2008**

(54) **FRONT BUMPER**

(75) Inventors: **Kenichi Akasawa**, Chigasaki (JP);
Hiroshi Kusakawa, Chigasaki (JP)

(73) Assignee: **Autech Japan Inc.**, Kanagawa (JP)

(**) Term: **14 Years**

(21) Appl. No.: **29/294,027**

(22) Filed: **Dec. 21, 2007**

(30) **Foreign Application Priority Data**

Jul. 5, 2007 (JP) 2007-018187

(51) **LOC (8) Cl.** **12-16**

(52) **U.S. Cl.** **D12/169**

(58) **Field of Classification Search** D12/169,
D12/196, 171, 163, 216, 90-92, 86; 293/102,
293/113, 115, 117, 120; 296/180.1, 180.2
See application file for complete search history.

(56) **References Cited**

U.S. PATENT DOCUMENTS

D561,072 S * 2/2008 Golden et al. D12/169

D563,290 S * 3/2008 Morishita et al. D12/169
D565,482 S * 4/2008 Abe D12/169
D566,016 S * 4/2008 Pfeiffer D12/169

* cited by examiner

Primary Examiner—Melody N Brown

(74) *Attorney, Agent, or Firm*—Wenderoth, Lind & Ponack,
L.L.P.

(57) **CLAIM**

The ornamental design for a front bumper, as shown and described.

DESCRIPTION

FIG. 1 is a front view of the front bumper showing our new design;

FIG. 2 is a top plan view thereof;

FIG. 3 is a bottom plan view thereof;

FIG. 4 is a rear view thereof;

FIG. 5 is a right side view thereof;

FIG. 6 is a left side view thereof; and,

FIG. 7 is a perspective front view thereof.

1 Claim, 2 Drawing Sheets

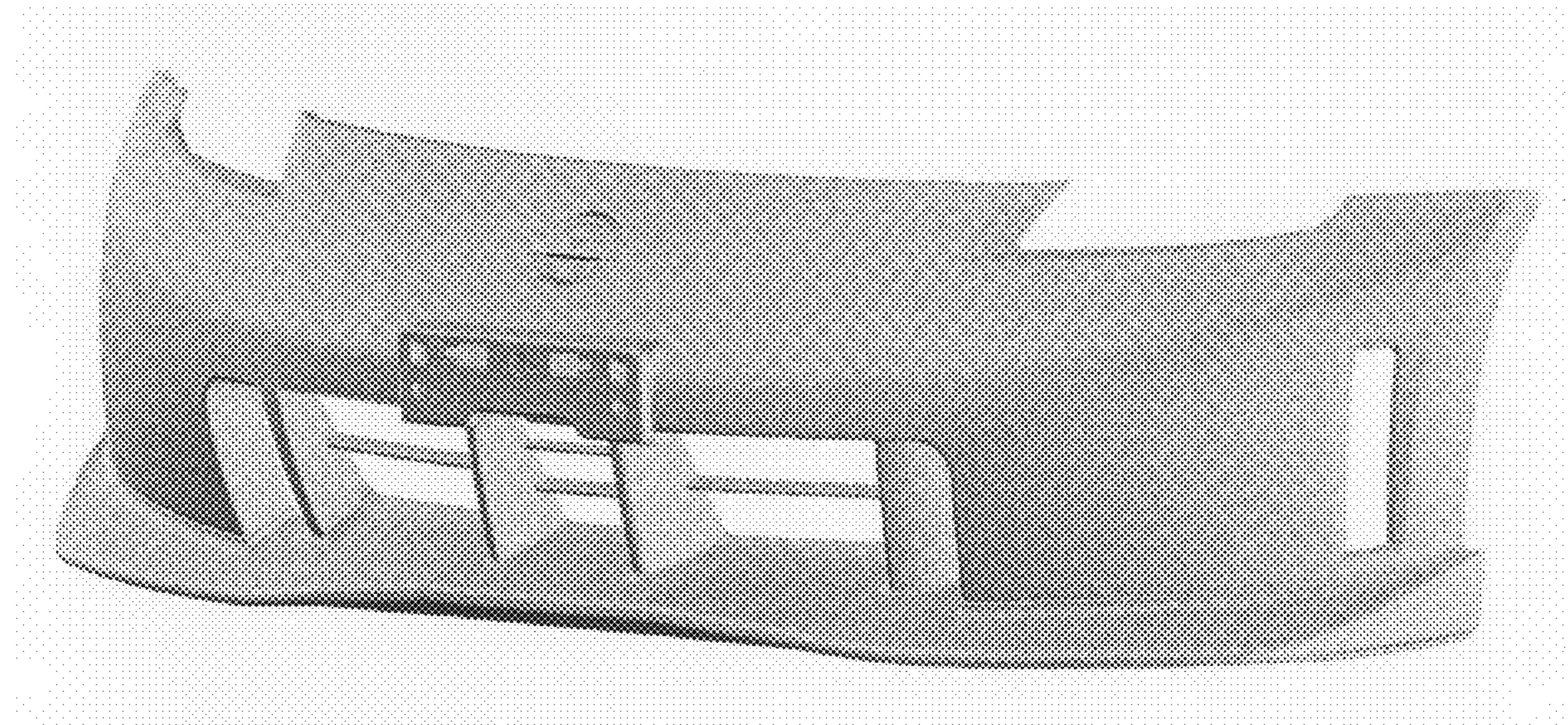


FIG. 1

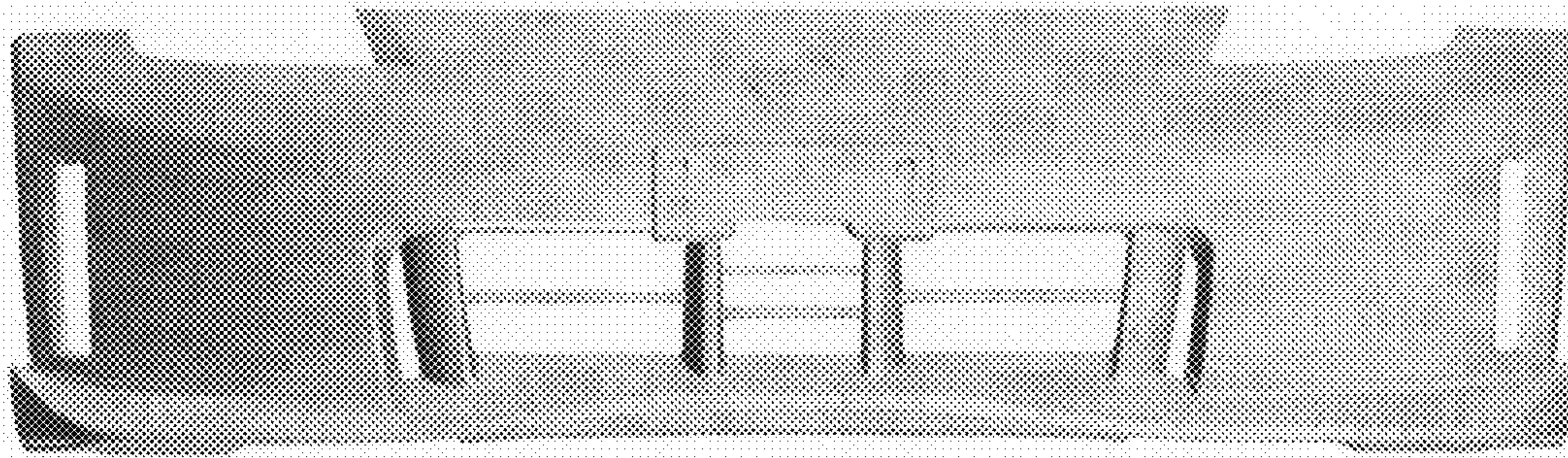


FIG. 2

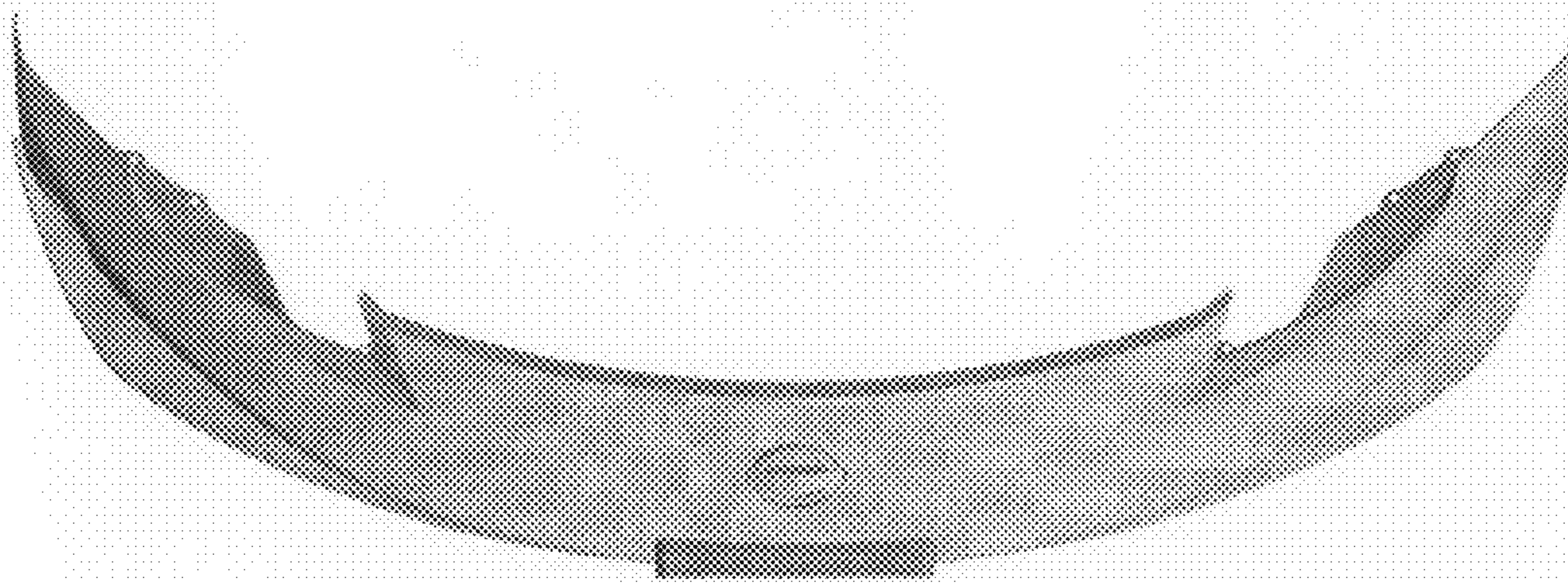


FIG. 3

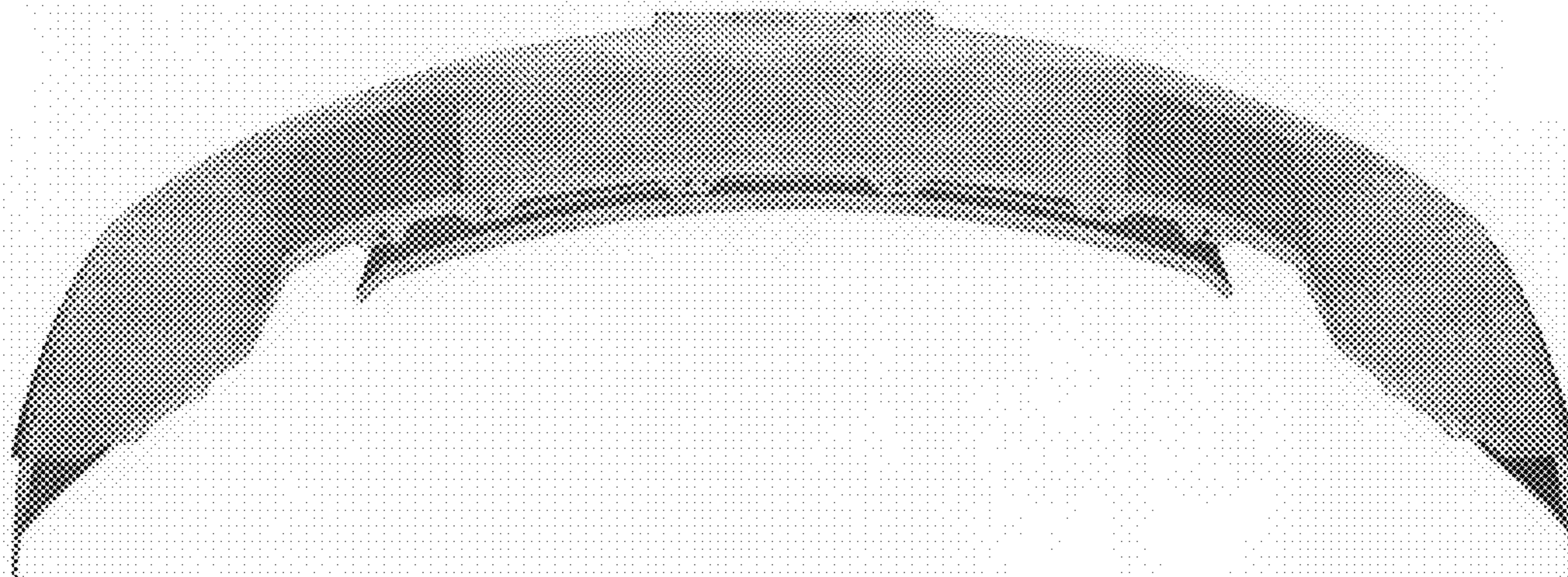


FIG. 4




FIG. 5




FIG. 6




FIG. 7

