



US00D579377S

(12) **United States Design Patent**  
**Hsiao**

(10) **Patent No.:** **US D579,377 S**

(45) **Date of Patent:** **\*\* Oct. 28, 2008**

(54) **PULL TAB FOR SLIDE FASTENER**

(76) Inventor: **Ching-Yu Hsiao**, No. 151, Kung Erh Rd., Wu Lin Tsuen, Lung Tan Hsiang, Tao Yuan Hsien (TW)

(\*\*) Term: **14 Years**

(21) Appl. No.: **29/274,879**

(22) Filed: **Jun. 4, 2007**

(51) **LOC (8) Cl.** ..... **02-07**

(52) **U.S. Cl.** ..... **D11/221**

(58) **Field of Classification Search** ..... D11/200,  
D11/201, 221; 24/381-383, 385, 387, 414-415,  
24/418-419, 421, 427-431, 433; 2/265  
See application file for complete search history.

(56) **References Cited**

**U.S. PATENT DOCUMENTS**

3,597,810	A *	8/1971	Ilotte	.....	24/419
D291,670	S *	9/1987	Takabatake	.....	D11/221
D380,988	S *	7/1997	Mizuno	.....	D11/221
D388,022	S *	12/1997	Yaguramaki	.....	D11/221
D398,560	S *	9/1998	Oda	.....	D11/221
5,996,188	A *	12/1999	Yaguramaki et al.	.....	24/424
D475,879	S *	6/2003	Thomas	.....	D6/552
6,637,078	B2 *	10/2003	Nagata et al.	.....	24/421

D497,570	S *	10/2004	Iwase	.....	D11/221
D497,835	S *	11/2004	Yoneoka et al.	.....	D11/221
D497,836	S *	11/2004	Iwase	.....	D11/221
D509,770	S *	9/2005	Hamada et al.	.....	D11/221
D556,088	S *	11/2007	Cossutti	.....	D11/221

\* cited by examiner

*Primary Examiner*—R. Seifert

(74) *Attorney, Agent, or Firm*—Rosenberg, Klein & Lee

(57) **CLAIM**

The ornamental design for a “pull tab for slide fastener,” as shown and described.

**DESCRIPTION**

FIG. 1 is a perspective view of a “pull tab for slide fastener” showing my new design;

FIG. 2 is a front view thereof;

FIG. 3 is a rear view thereof;

FIG. 4 is a left side view thereof;

FIG. 5 is a right side view thereof;

FIG. 6 is a top view thereof; and,

FIG. 7 is a bottom view thereof.

**1 Claim, 4 Drawing Sheets**

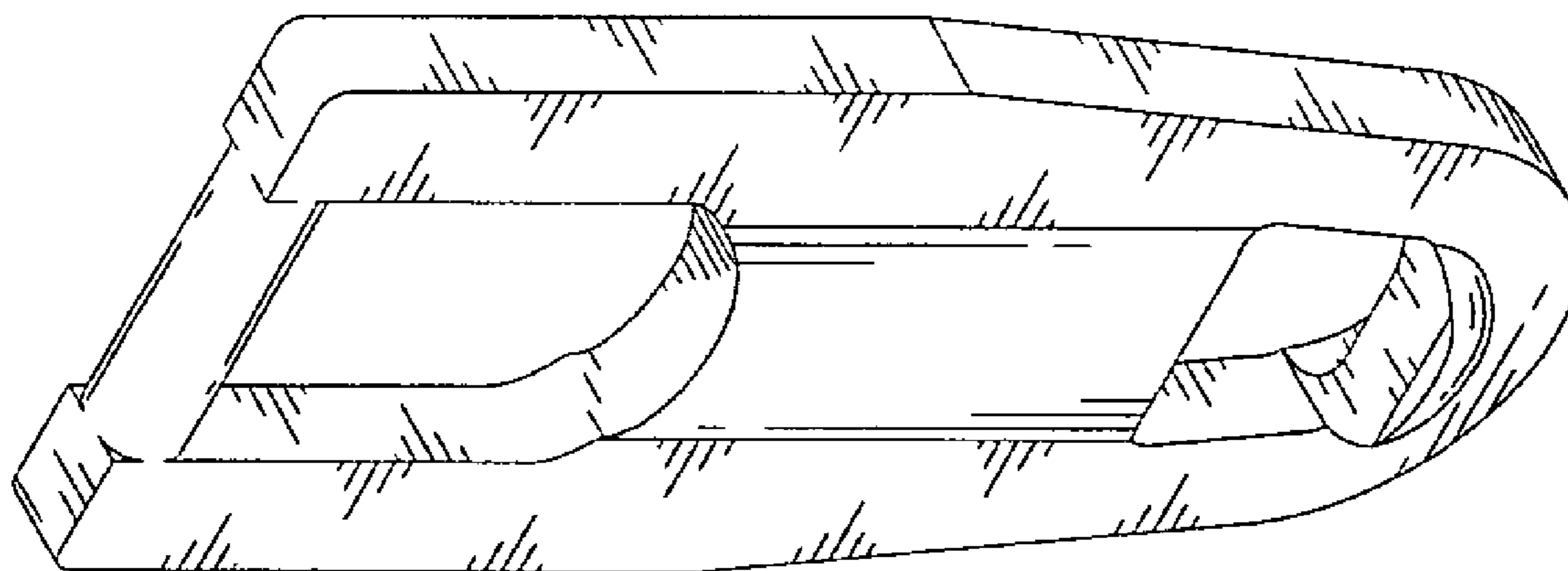


FIG. 1

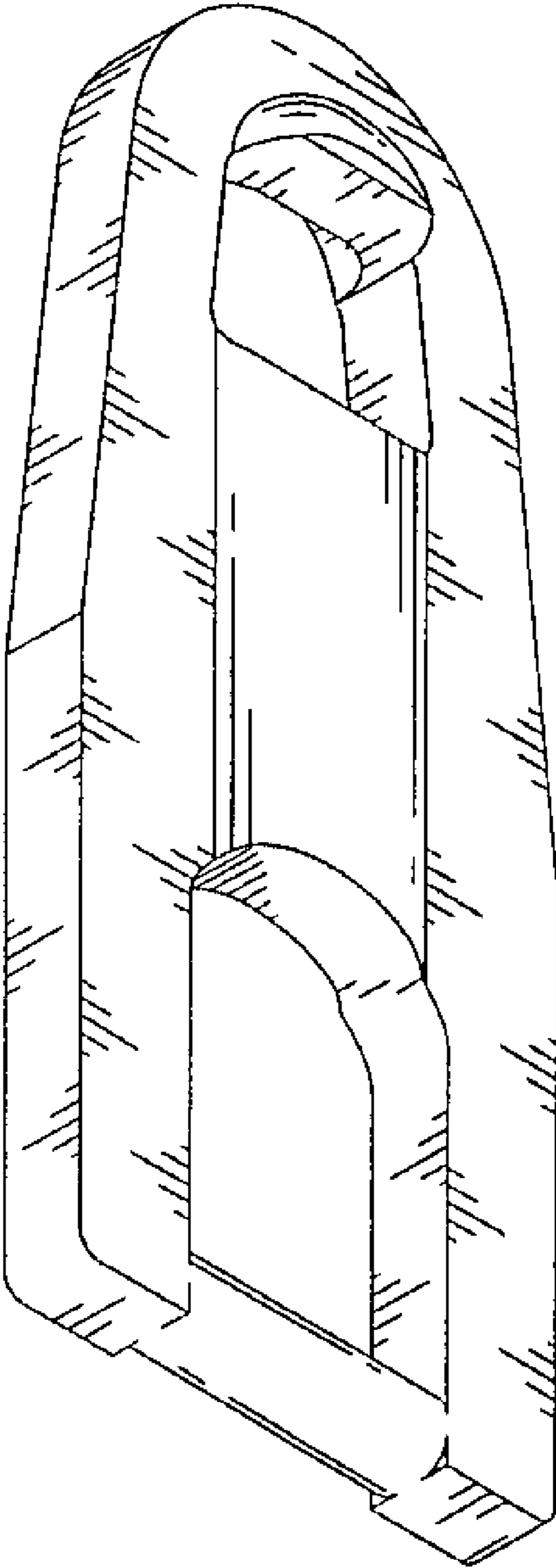


FIG.3

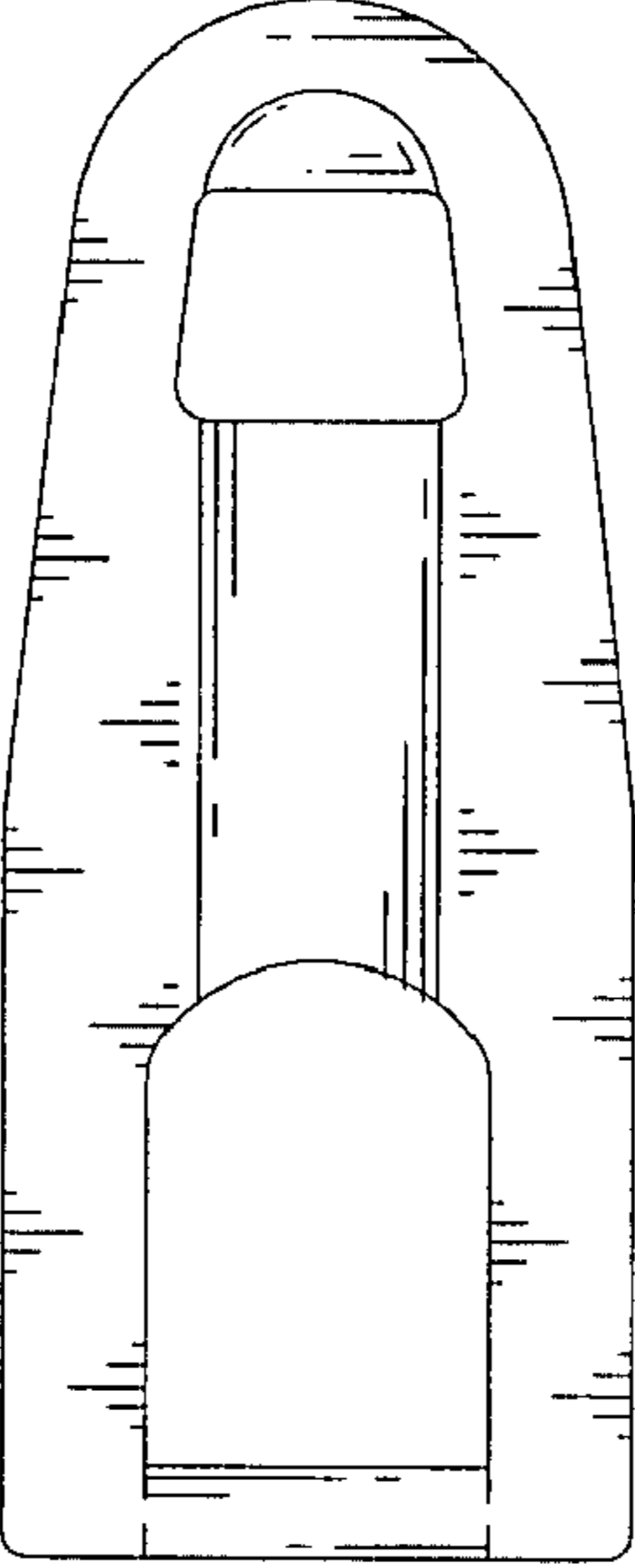


FIG.2

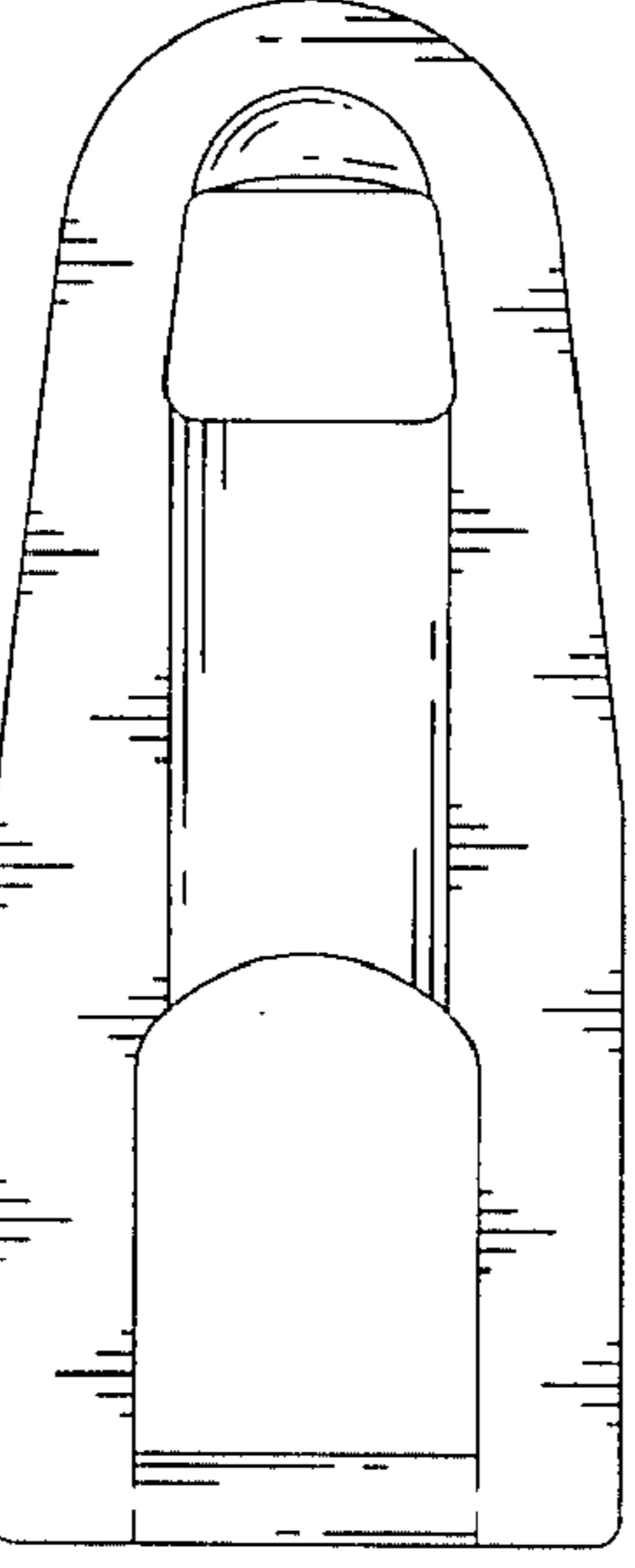


FIG.5



FIG.4

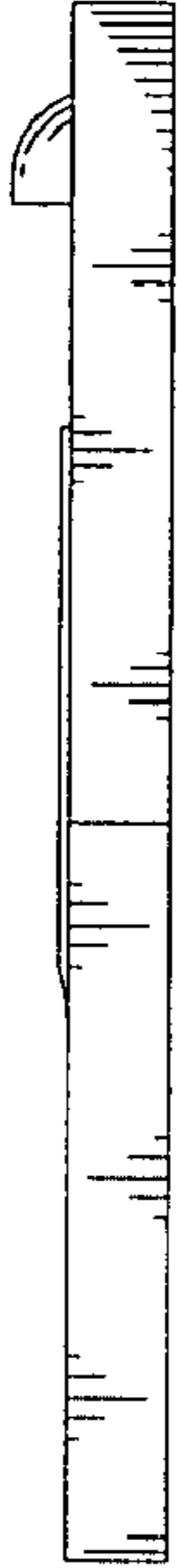


FIG. 7

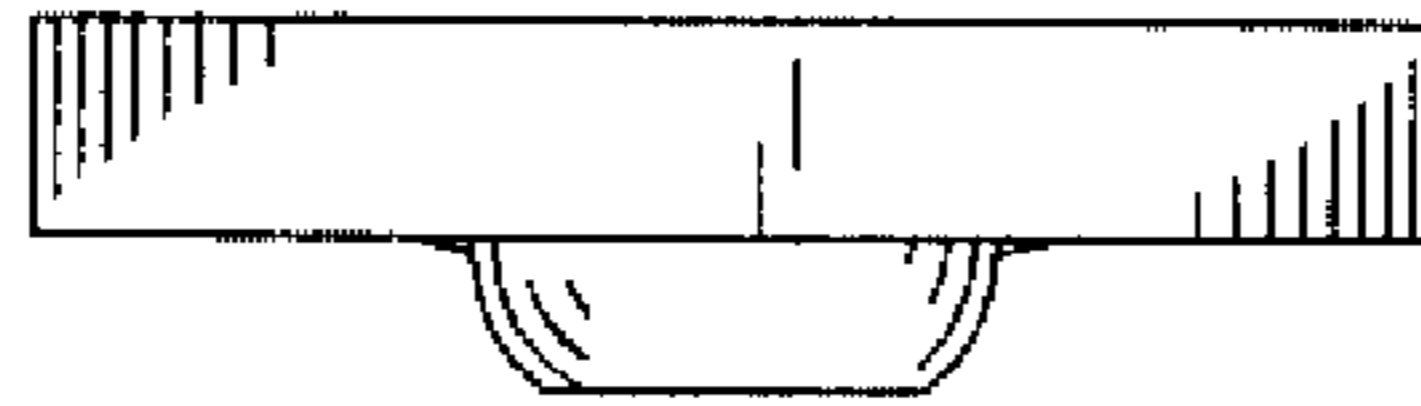


FIG. 6

