



US00D579376S

(12) **United States Design Patent**
Hsiao

(10) **Patent No.:** **US D579,376 S**

(45) **Date of Patent:** **** Oct. 28, 2008**

(54) **PULL TAB FOR SLIDE FASTENER**

D557,634 S * 12/2007 Ohgaku et al. D11/221
D559,733 S * 1/2008 Yamamoto D11/221

(76) Inventor: **Ching-Yu Hsiao**, No.151, Kung Erh Rd.,
Wu Lin Tsuen, Lung Tan Hsiang, Tao
Yuan Hsien (TW)

* cited by examiner

Primary Examiner—R. Seifert

(74) *Attorney, Agent, or Firm*—Rosenberg, Klein & Lee

(**) Term: **14 Years**

(21) Appl. No.: **29/274,868**

(57) **CLAIM**

(22) Filed: **Jun. 1, 2007**

The ornamental design for a “pull tab for slide fastener,” as shown and described.

(51) **LOC (8) Cl.** **02-07**

(52) **U.S. Cl.** **D11/221**

(58) **Field of Classification Search** D11/200,
D11/201, 221; 24/381–383, 385, 387, 414–415,
24/418–419, 421, 427–431, 433; 2/265
See application file for complete search history.

DESCRIPTION

FIG. 1 is a perspective view of a “pull tab for slide fastener” showing my new design;

FIG. 2 is a front view thereof;

FIG. 3 is a rear view thereof;

FIG. 4 is a left side view thereof;

FIG. 5 is a right side view thereof;

FIG. 6 is a top view thereof; and,

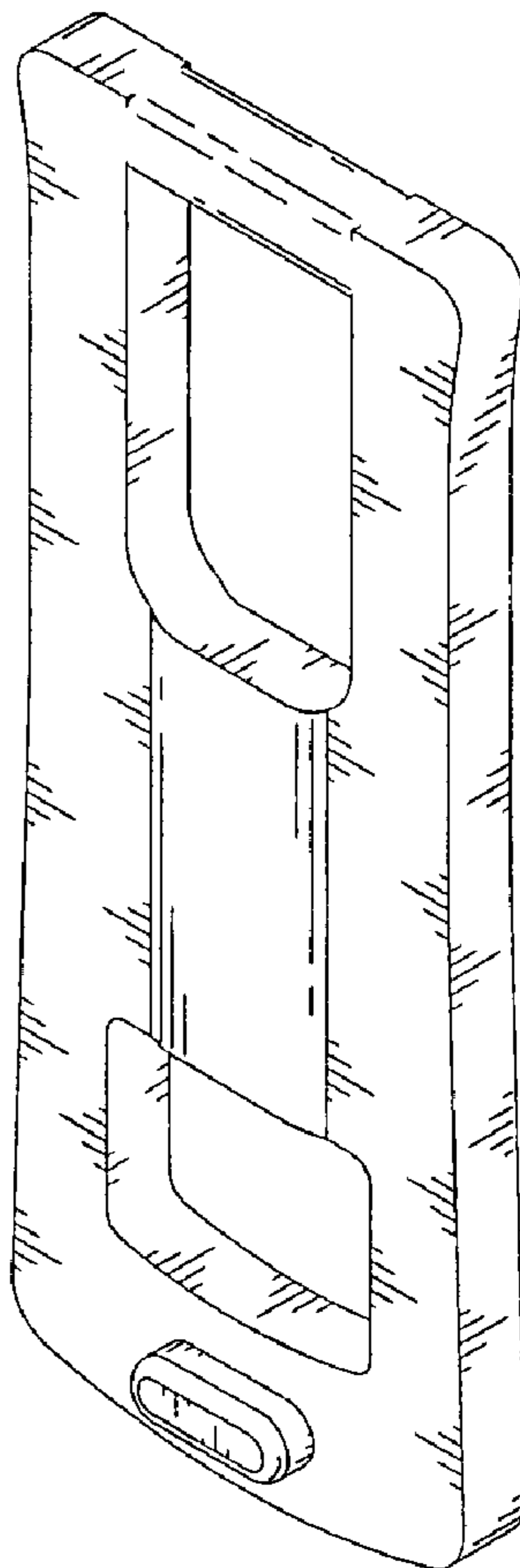
FIG. 7 is a bottom view thereof.

(56) **References Cited**

U.S. PATENT DOCUMENTS

D291,671 S * 9/1987 Keyaki D11/221
D366,230 S * 1/1996 Aoki D11/221
5,625,928 A * 5/1997 Terada et al. 24/424
D388,022 S * 12/1997 Yaguramaki D11/221
6,637,078 B2 * 10/2003 Nagata et al. 24/421

1 Claim, 4 Drawing Sheets



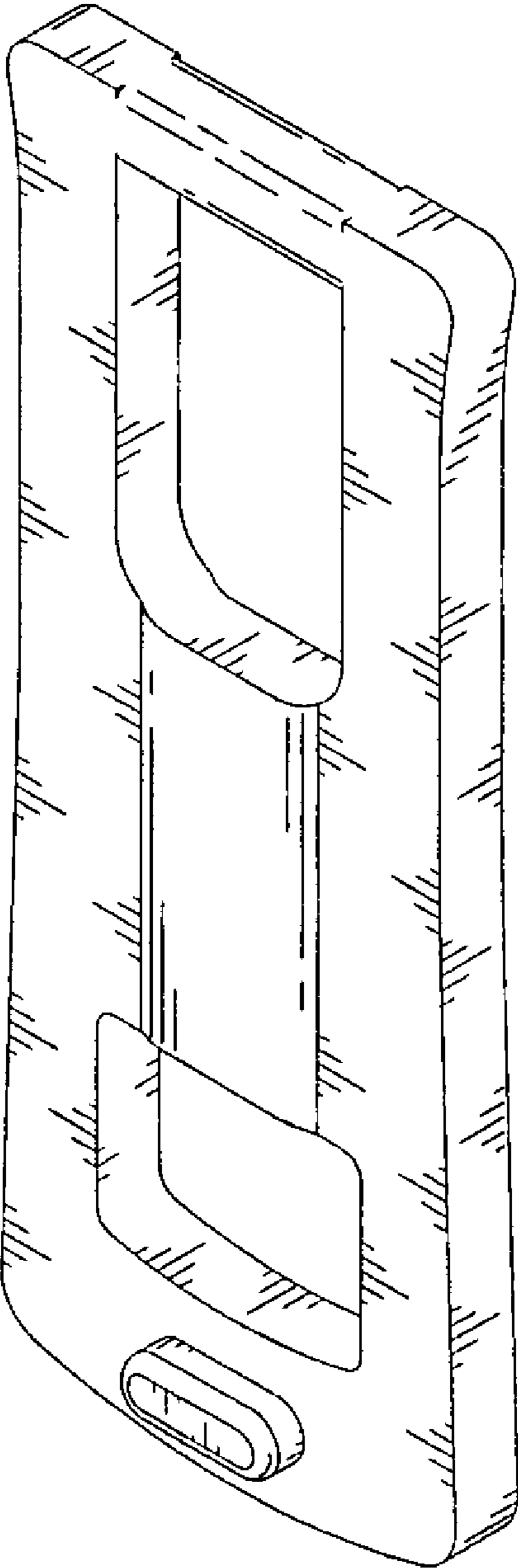


FIG. 1

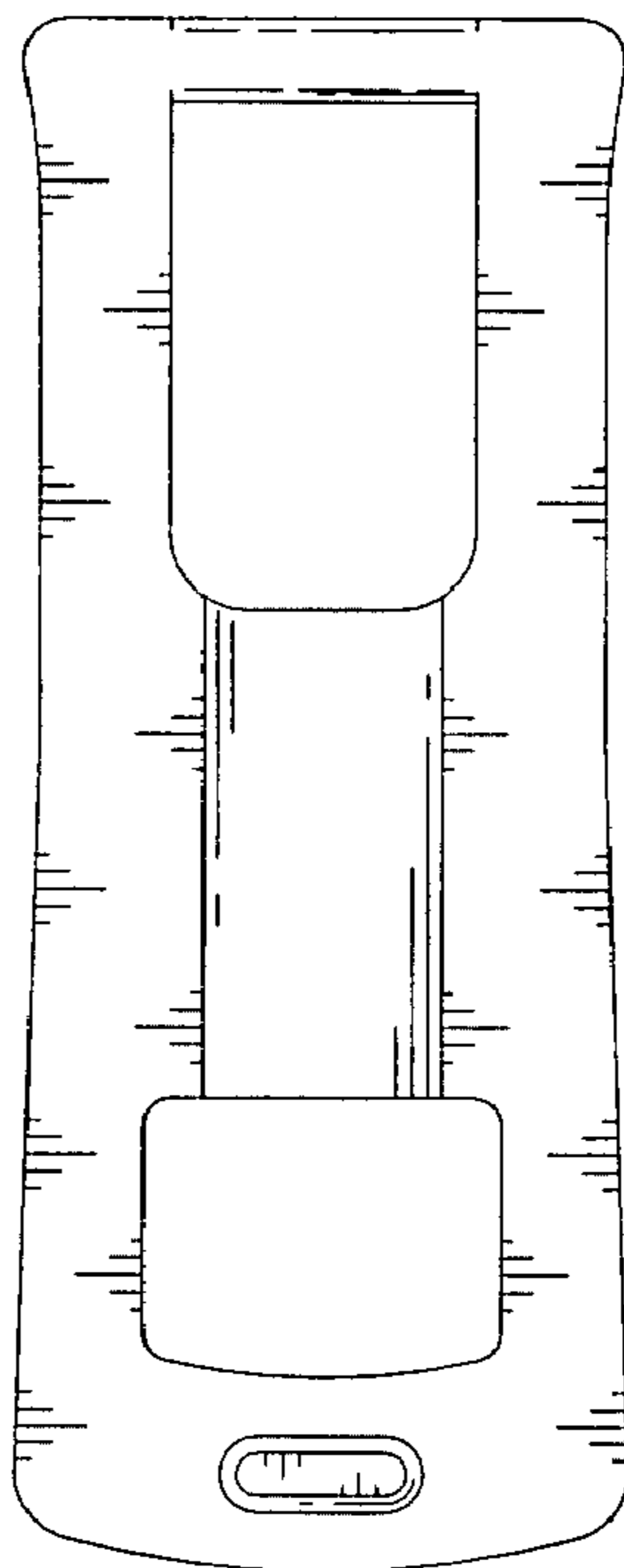


FIG. 2

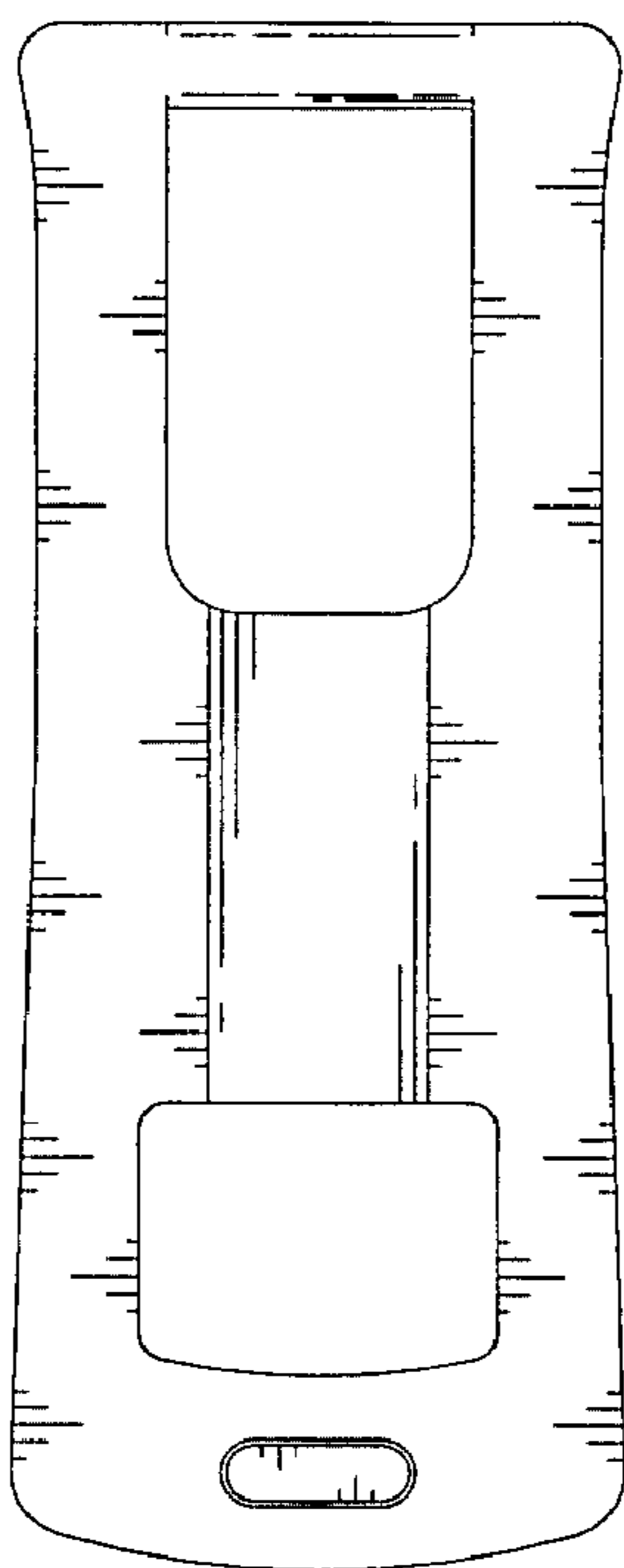


FIG. 3

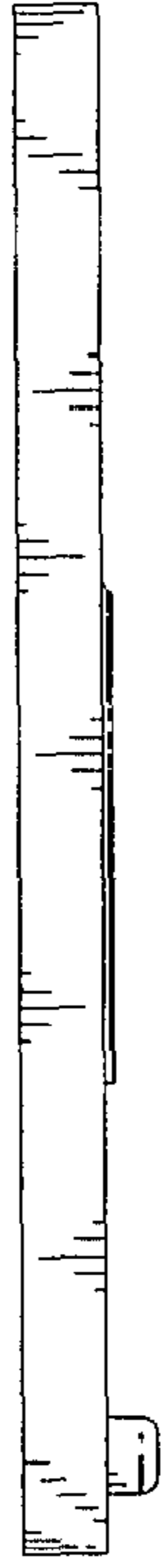


FIG. 4

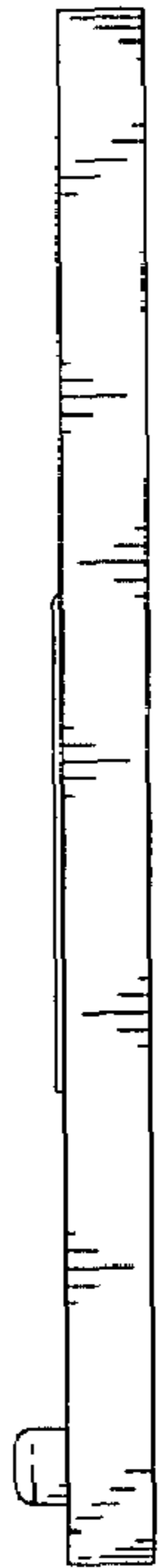


FIG. 5




FIG. 6




FIG. 7