



US00D579375S

(12) **United States Design Patent**  
**White**

(10) **Patent No.:** **US D579,375 S**

(45) **Date of Patent:** **\*\* Oct. 28, 2008**

(54) **PLANTER**

(75) Inventor: **Scott White**, Toronto (CA)

(73) Assignee: **CTI International Limited**, Toronto, Ontario (CA)

(\*\*) Term: **14 Years**

(21) Appl. No.: **29/290,720**

(22) Filed: **Jan. 7, 2008**

(51) **LOC (8) Cl.** ..... **11-02**

(52) **U.S. Cl.** ..... **D11/155**

(58) **Field of Classification Search** ..... D6/403,  
D6/556; D11/143-156, 164; D19/77, 81,  
D19/84; D23/355, 366; D26/9, 20, 22; D34/1-11;  
D99/5, 19; 47/32.7, 39, 41.01, 41.1, 41.12-41.15,  
47/65.5, 66.1, 66.6, 66.7, 71

See application file for complete search history.

(56) **References Cited**

**U.S. PATENT DOCUMENTS**

|            |   |         |            |       |         |
|------------|---|---------|------------|-------|---------|
| D340,204 S | * | 10/1993 | Grosfillex | ..... | D11/155 |
| D363,897 S | * | 11/1995 | Carlson    | ..... | D11/152 |
| D426,490 S | * | 6/2000  | Grosfillex | ..... | D11/155 |
| D456,739 S | * | 5/2002  | Hopkins    | ..... | D11/149 |
| D480,326 S | * | 10/2003 | Carlson    | ..... | D11/155 |
| D488,401 S | * | 4/2004  | Gutierrez  | ..... | D11/155 |
| D490,017 S | * | 5/2004  | Harbaugh   | ..... | D11/152 |

|            |   |         |          |       |         |
|------------|---|---------|----------|-------|---------|
| D501,157 S | * | 1/2005  | Harbaugh | ..... | D11/154 |
| D503,359 S | * | 3/2005  | Harbaugh | ..... | D11/152 |
| D510,713 S | * | 10/2005 | Harbaugh | ..... | D11/151 |
| D532,715 S | * | 11/2006 | Schmidt  | ..... | D11/155 |
| D552,319 S | * | 10/2007 | Gusdorf  | ..... | D34/1   |

\* cited by examiner

*Primary Examiner*—Caron D. Veynar

*Assistant Examiner*—Garth Rademaker

(74) *Attorney, Agent, or Firm*—Riches, McKenzie & Herbert LLP

(57) **CLAIM**

I claim the ornamental design for a planter, as shown and described.

**DESCRIPTION**

FIG. 1 is a perspective view of a planter, showing my new design;

FIG. 2 is a top plan view thereof;

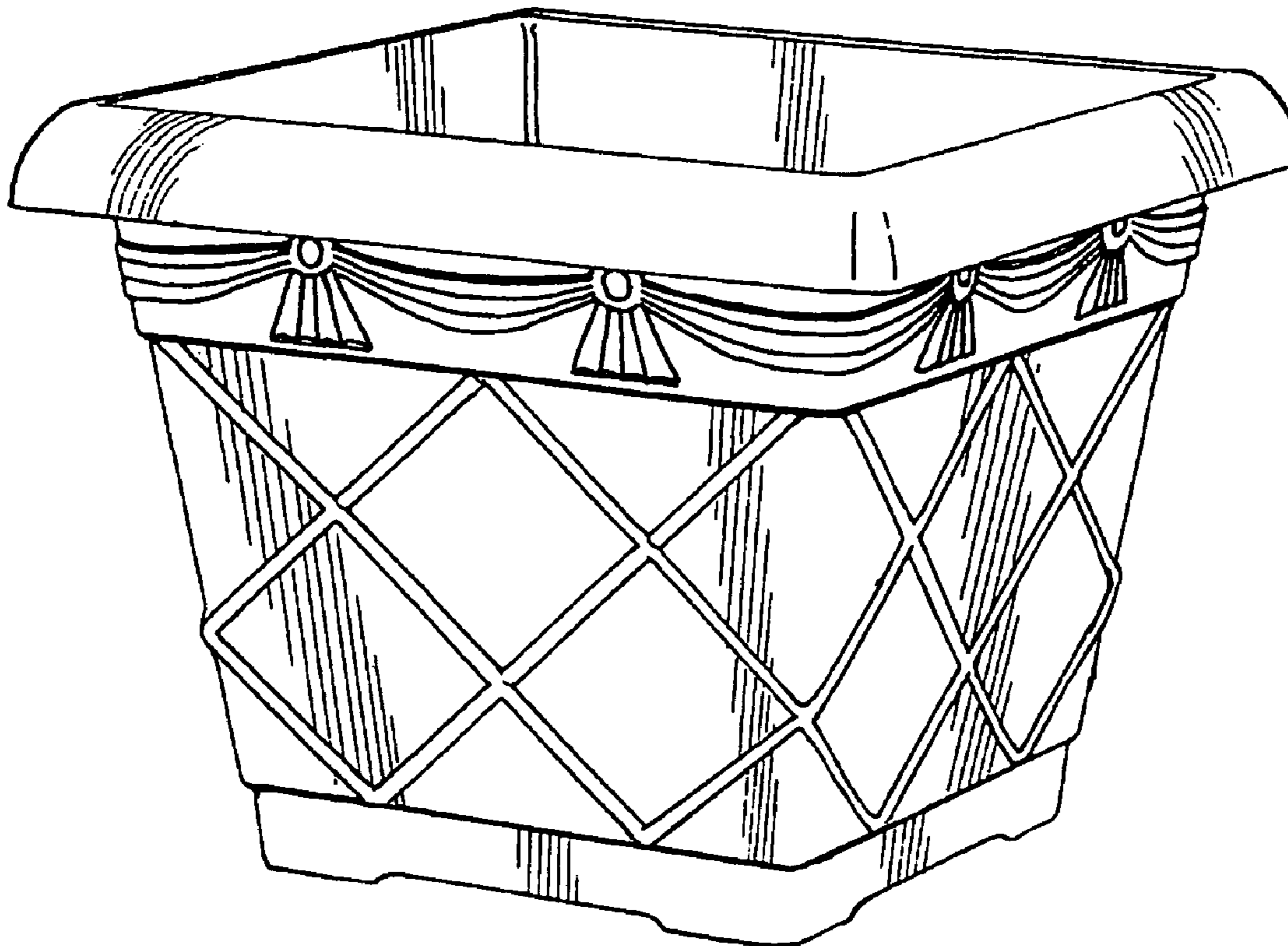
FIG. 3 is a bottom plan view thereof;

FIG. 4 is a left side elevation view thereof, the right side elevation view being identical thereto; and,

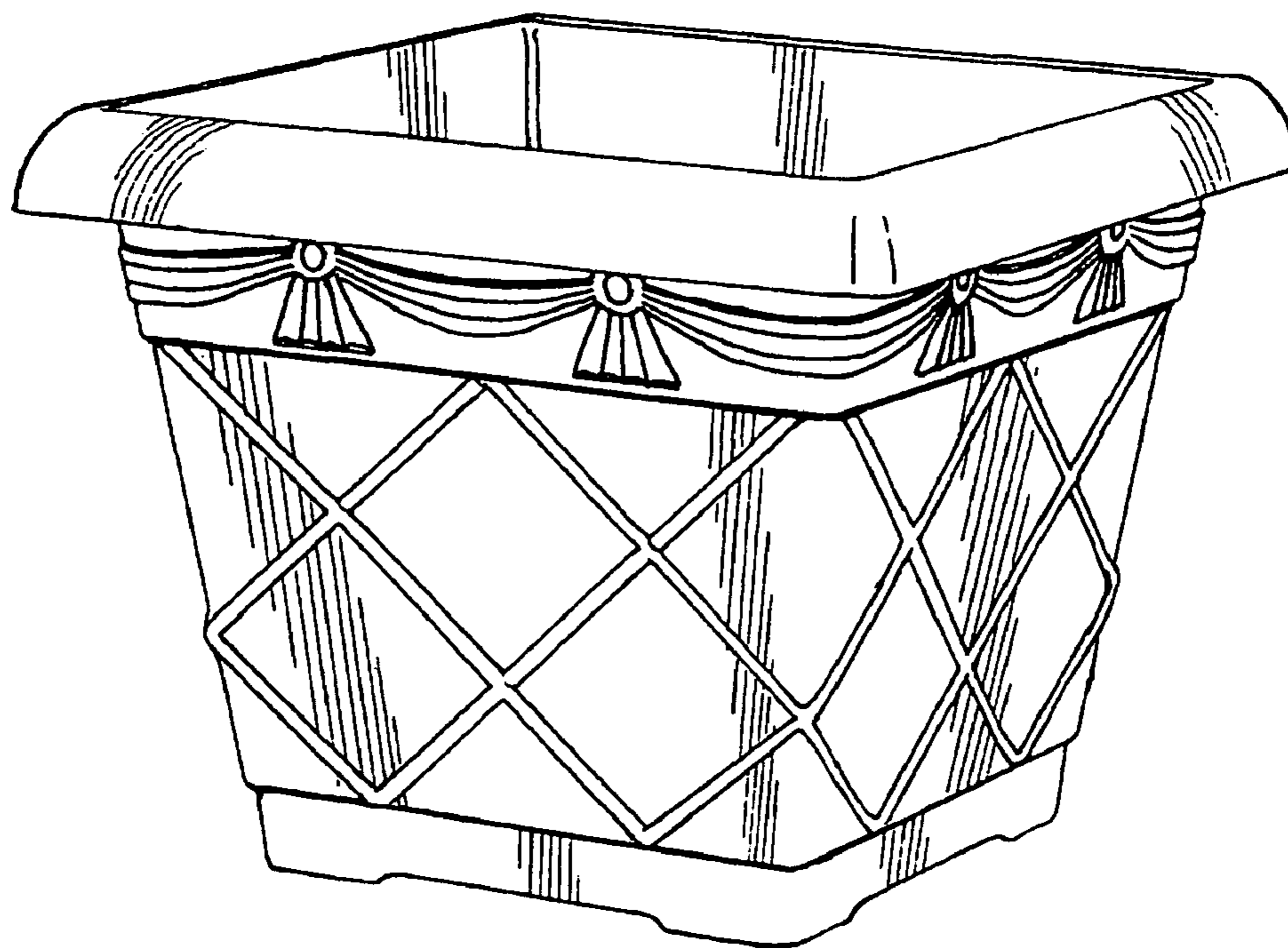
FIG. 5 is a front elevation view thereof, the rear elevation view being identical thereto.

The broken lines depict environmental subject matter only and form no part of the claimed design.

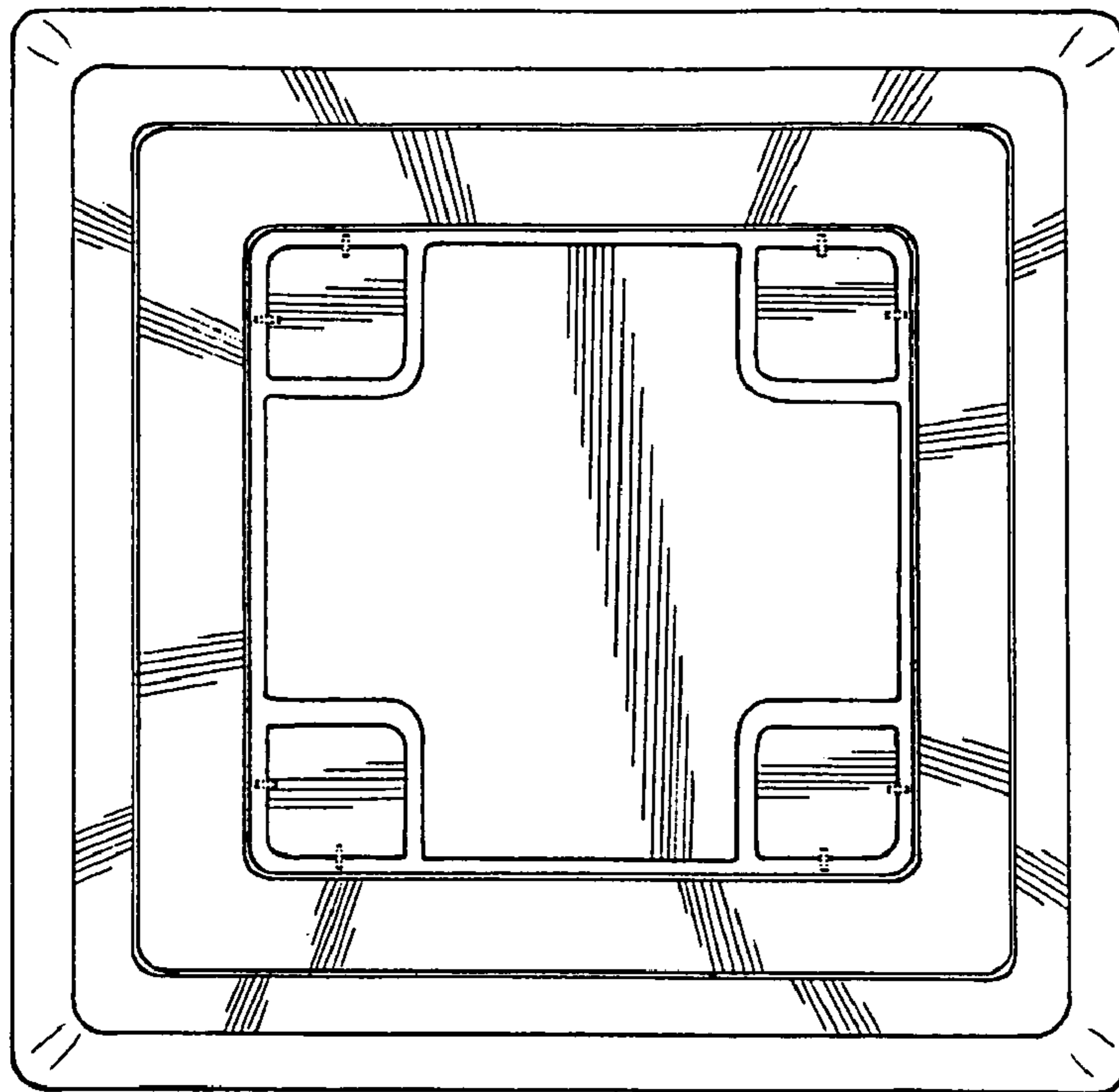
**1 Claim, 3 Drawing Sheets**



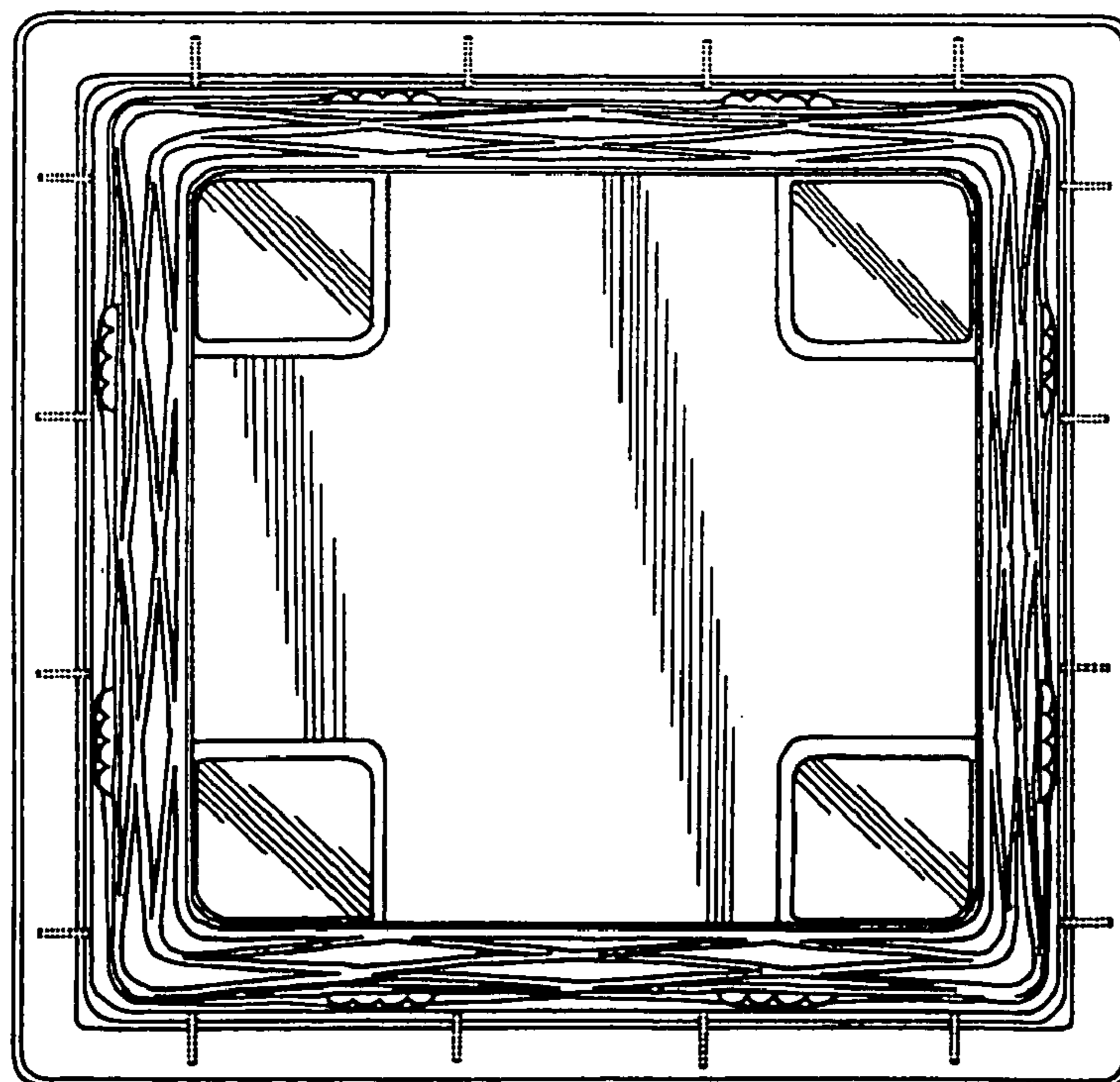
**FIGURE 1**



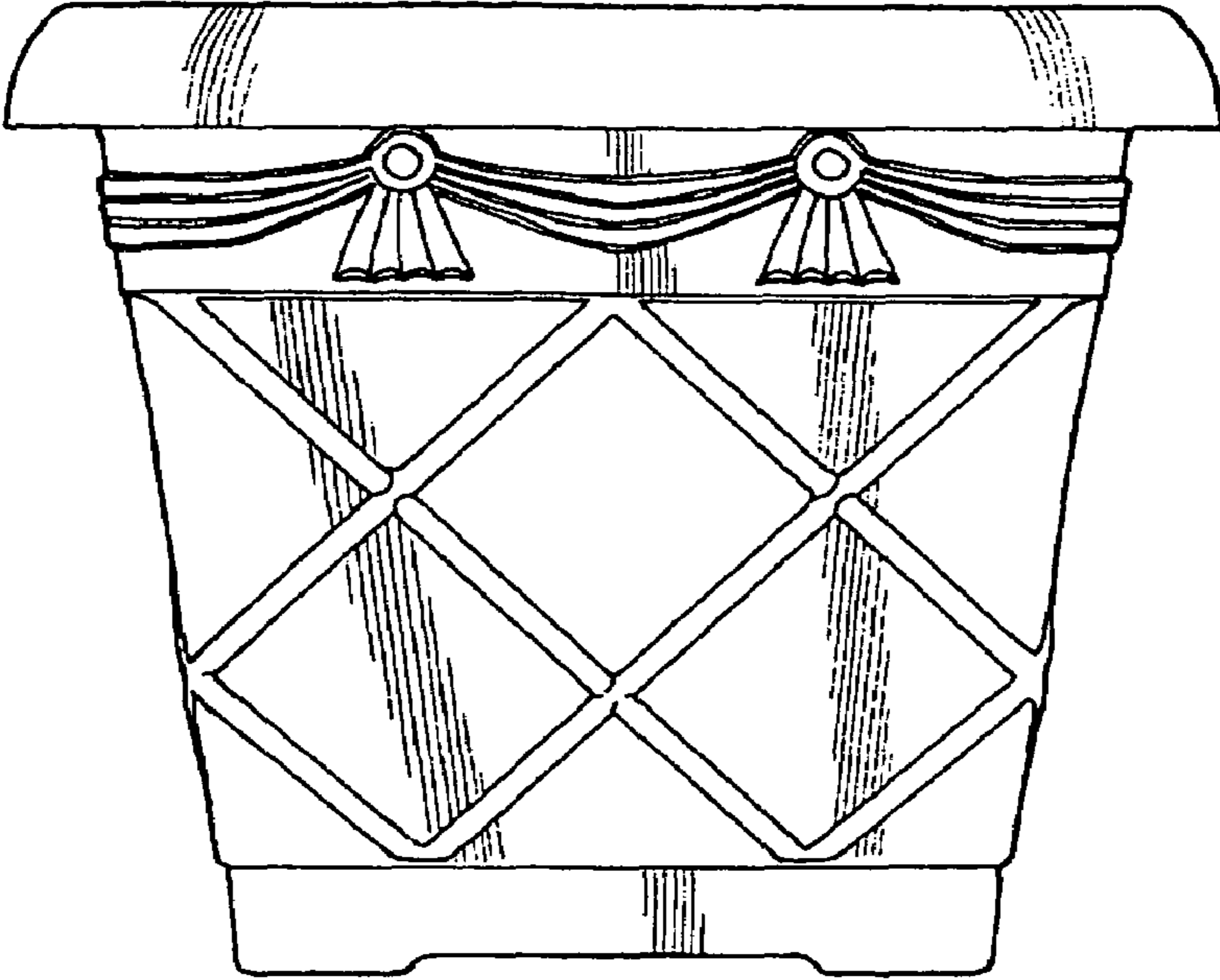
**FIGURE 2**



**FIGURE 3**



**FIGURE 4**



**FIGURE 5**

