



US00D579374S

(12) **United States Design Patent**
Boyette et al.

(10) **Patent No.:** **US D579,374 S**
(45) **Date of Patent:** **** Oct. 28, 2008**

(54) **CORNER PLANTER**

(75) Inventors: **Mary Beth Boyette**, 174 E. Deer Track Dr., Wetumpka, AL (US) 36093; **Carole B. Crews**, Montgomery, AL (US); **Devon Sumrall**, Eclectic, AL (US)

(73) Assignee: **Mary Beth Boyette**, Wetumpka, AL (US)

(**) Term: **14 Years**

(21) Appl. No.: **29/286,622**

(22) Filed: **May 14, 2007**

(51) **LOC (8) Cl.** **11-02**

(52) **U.S. Cl.** **D11/143**

(58) **Field of Classification Search** D6/403, D6/556; D11/143-148, 152-156; D19/77, D19/81, 84; D26/9; D34/1-11; D99/5, D99/19; 47/32.7, 39, 41.01, 41.1, 41.12-41.15, 47/44-47, 65.5, 66.1, 66.6, 66.7, 67-71
See application file for complete search history.

(56) **References Cited**

U.S. PATENT DOCUMENTS

672,417 A	4/1901	Field	
D111,522 S	9/1938	Preston	
D136,318 S	9/1943	Luz	
D188,332 S	7/1960	Salen	
D195,617 S *	7/1963	Eger	D11/143
D233,058 S *	10/1974	Bufton	D11/152
D240,956 S	8/1976	Holmes	

D255,555 S *	6/1980	Smith	D11/152
D297,601 S	9/1988	Grossman	
4,964,523 A *	10/1990	Bieltvedt et al.	220/553
D355,791 S *	2/1995	Briley	D11/143
5,577,628 A *	11/1996	O'Neil et al.	220/840
D382,510 S	8/1997	Dallimore	
D386,113 S	11/1997	Sanderson	
D400,823 S *	11/1998	Bagshaw	D11/152
D442,422 S *	5/2001	Dabney	D11/152
D445,358 S *	7/2001	Simmons	D11/152
D453,488 S *	2/2002	McCauley	D11/152
6,431,386 B1	8/2002	Hofman	
D481,971 S *	11/2003	Hartelius et al.	D11/143
D498,979 S *	11/2004	Bhavnani	D7/510
D518,938 S *	4/2006	Freitag	D34/8

* cited by examiner

Primary Examiner—Caron D. Veynar
Assistant Examiner—Garth Rademaker

(57) **CLAIM**

The ornamental design for a corner planter, as shown and described.

DESCRIPTION

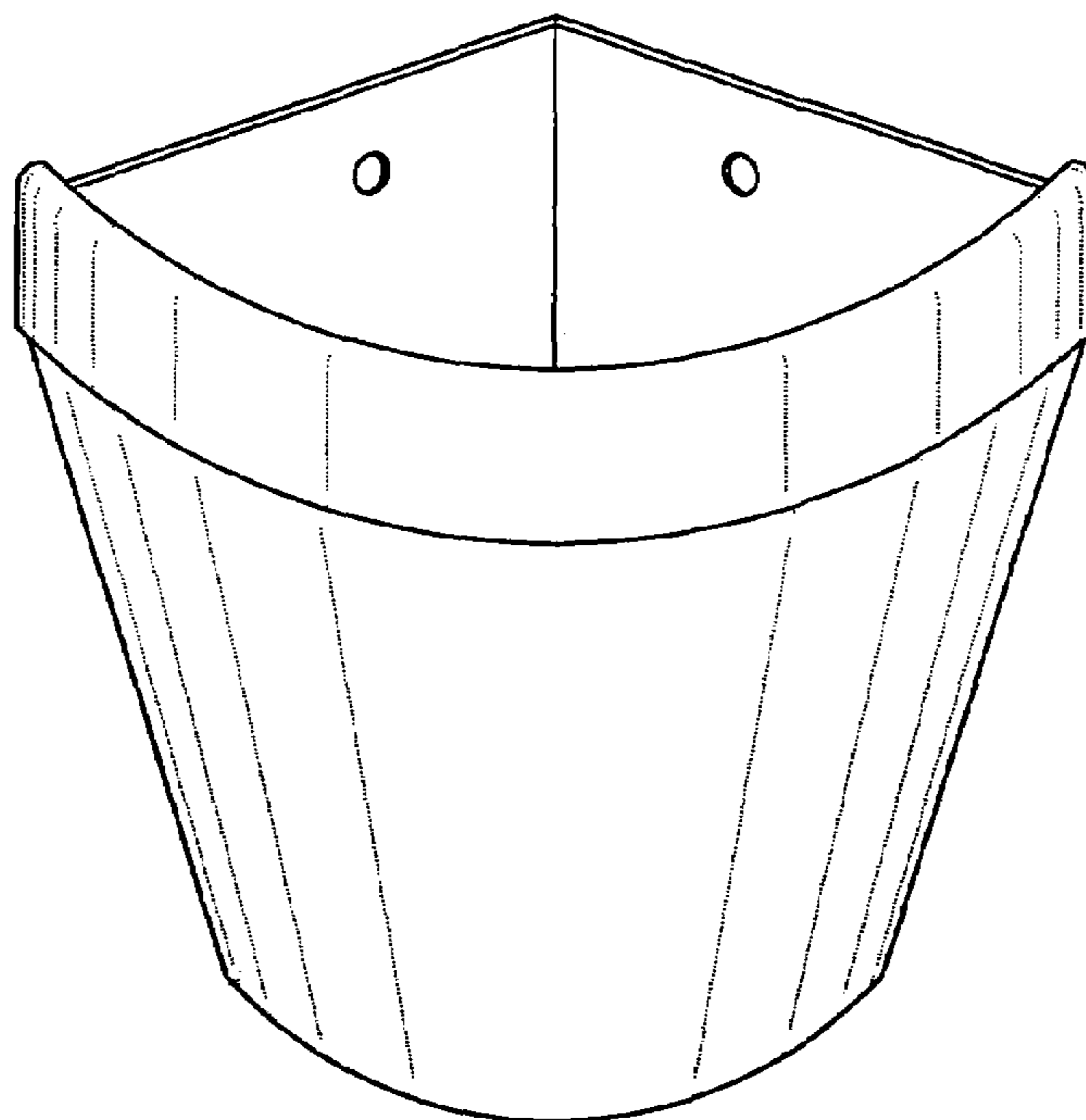
FIG. 1 is a perspective view of a corner planter, showing our new design;

FIG. 2 is a front elevational view thereof;

FIG. 3 is a top plan view thereof; and,

FIG. 4 is a Left side elevation view thereof, the right side elevation view being identical thereto.

1 Claim, 3 Drawing Sheets



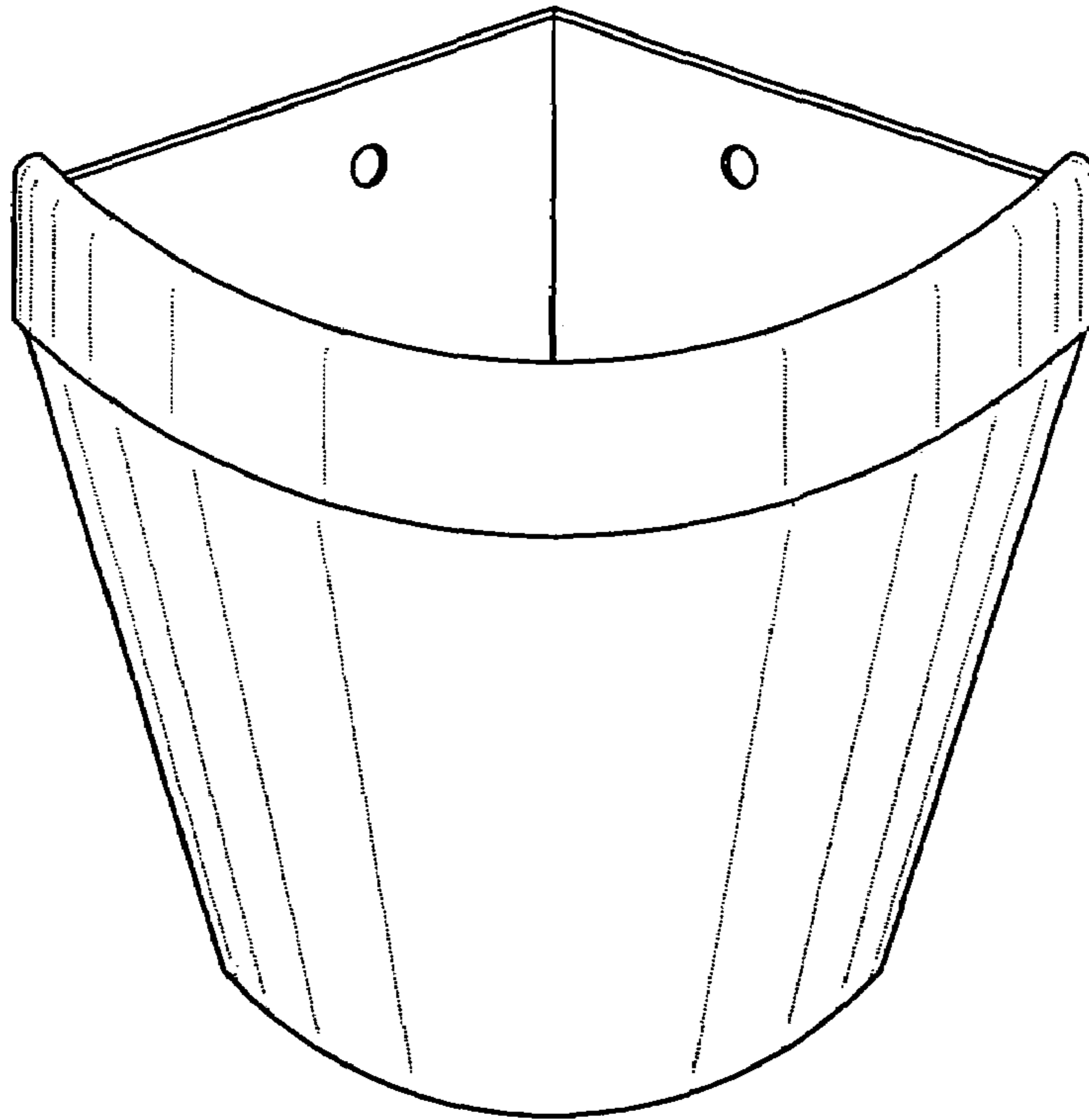


Figure 1




Figure 2

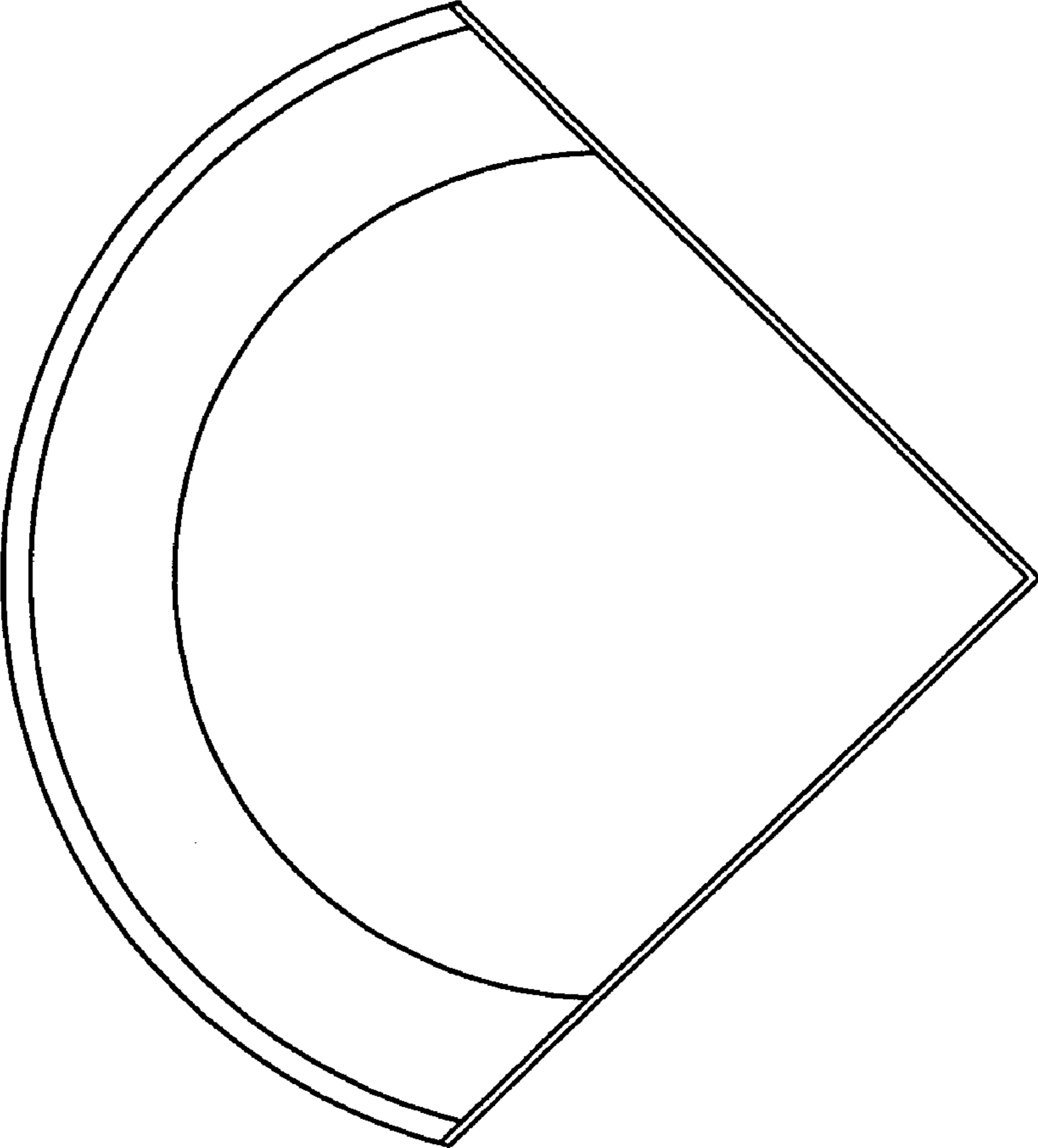


Figure 3

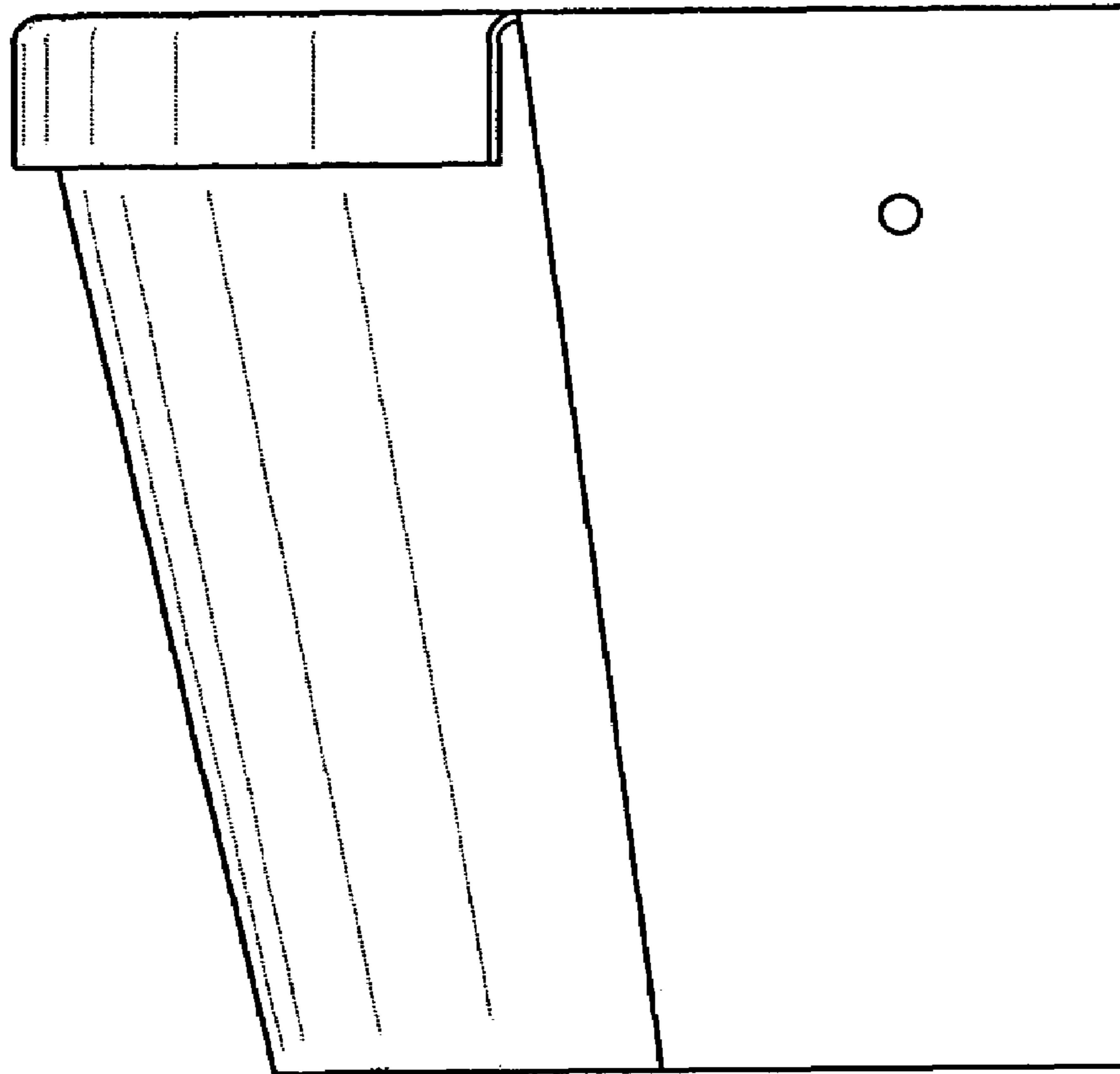


Figure 4