



US00D579352S

(12) **United States Design Patent**
Brodie

(10) **Patent No.:** **US D579,352 S**
(45) **Date of Patent:** **** Oct. 28, 2008**

(54) **DART SCORE BOARD**

(76) Inventor: **James Brodie**, 2227 S. Parton St., Santa Ana, CA (US) 92707

(**) Term: **14 Years**

(21) Appl. No.: **29/282,100**

(22) Filed: **Jul. 11, 2007**

(51) **LOC (8) Cl.** **21-01**

(52) **U.S. Cl.** **D10/46.1**

(58) **Field of Classification Search** D10/46.1;
116/222-225; 235/1 B, 1 C, 68, 88 G; D19/62,
D19/64; 273/148 R, 408, 109, 236, 277,
273/287; 340/323 R

See application file for complete search history.

(56) **References Cited**

U.S. PATENT DOCUMENTS

- 144,523 A * 11/1873 Esersky 235/68
- 909,823 A * 1/1909 Boscoe 235/68
- D268,332 S * 3/1983 Weil D10/32
- 4,948,148 A * 8/1990 Danielson 273/408
- D339,754 S * 9/1993 Cranmer D10/46.1
- D368,863 S * 4/1996 Ballard D10/46.1
- 5,552,758 A * 9/1996 Tobin 340/323 R

- 5,702,102 A * 12/1997 Ballard 273/148 R
- 6,511,066 B1 * 1/2003 Durrant 273/148 R
- D534,960 S * 1/2007 Rule D19/62

* cited by examiner

Primary Examiner—Prabhakar Deshmukh
(74) *Attorney, Agent, or Firm*—Michael A. Shippey; Law Offices of Karla Shippey

(57) **CLAIM**

The ornamental design for dart score board, as shown and described.

DESCRIPTION

FIG. 1 is a rear perspective view of a dart score board showing my new design;

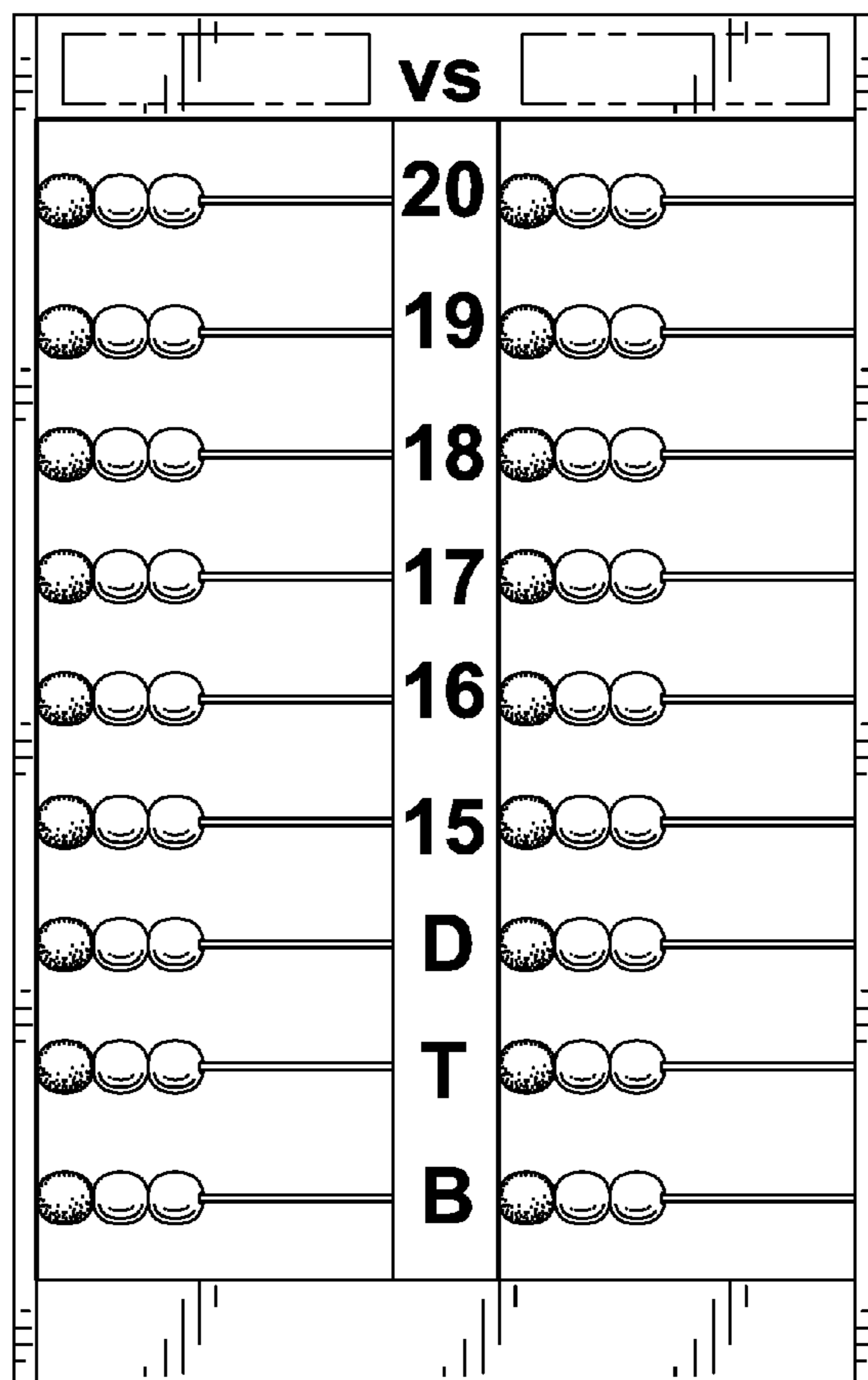
FIG. 2 is a top plan view thereof, the bottom plan view being a mirror image thereof;

FIG. 3 is a front elevational view thereof; and,

FIG. 4 is a left side elevational view thereof, the right side elevational view being a mirror image thereof.

The broken lines in FIG. 3 are for illustrative purpose only and form no part of the claimed design.

1 Claim, 2 Drawing Sheets



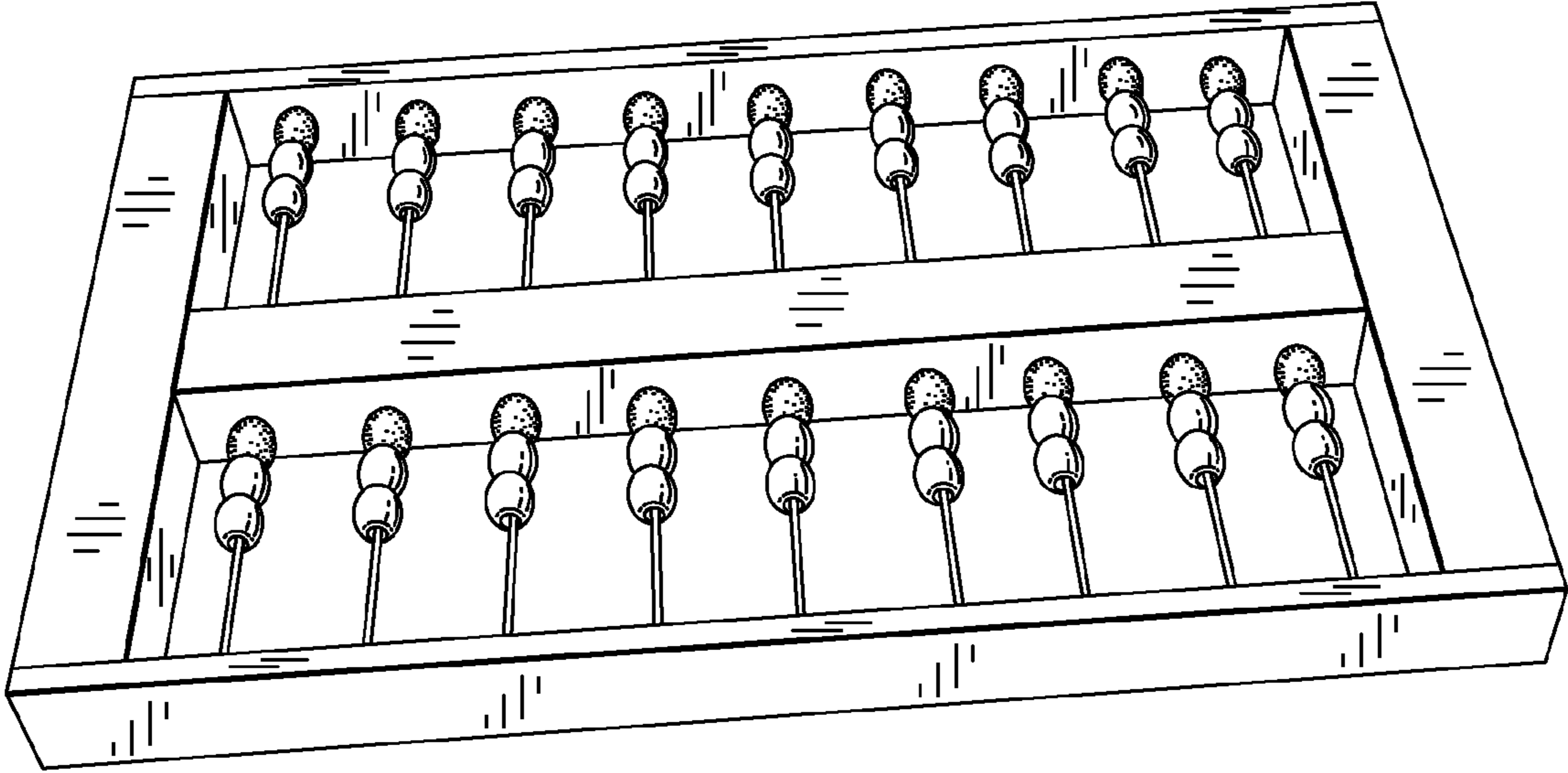


Fig. 1

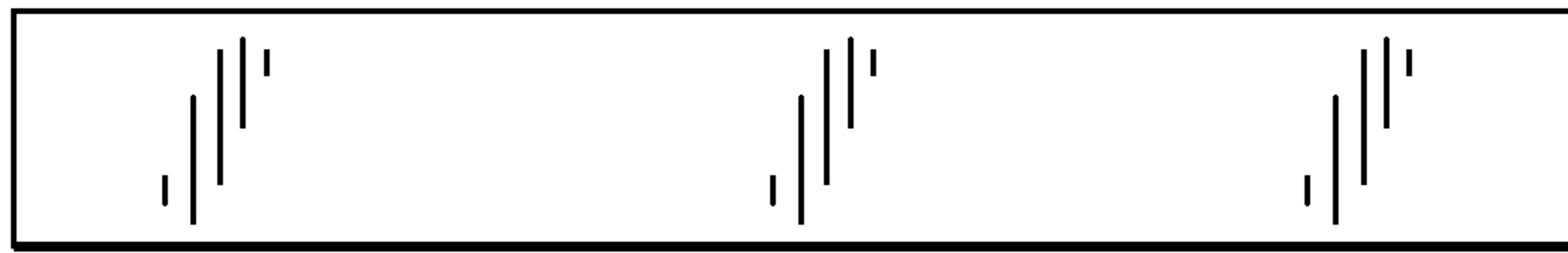


Fig. 2

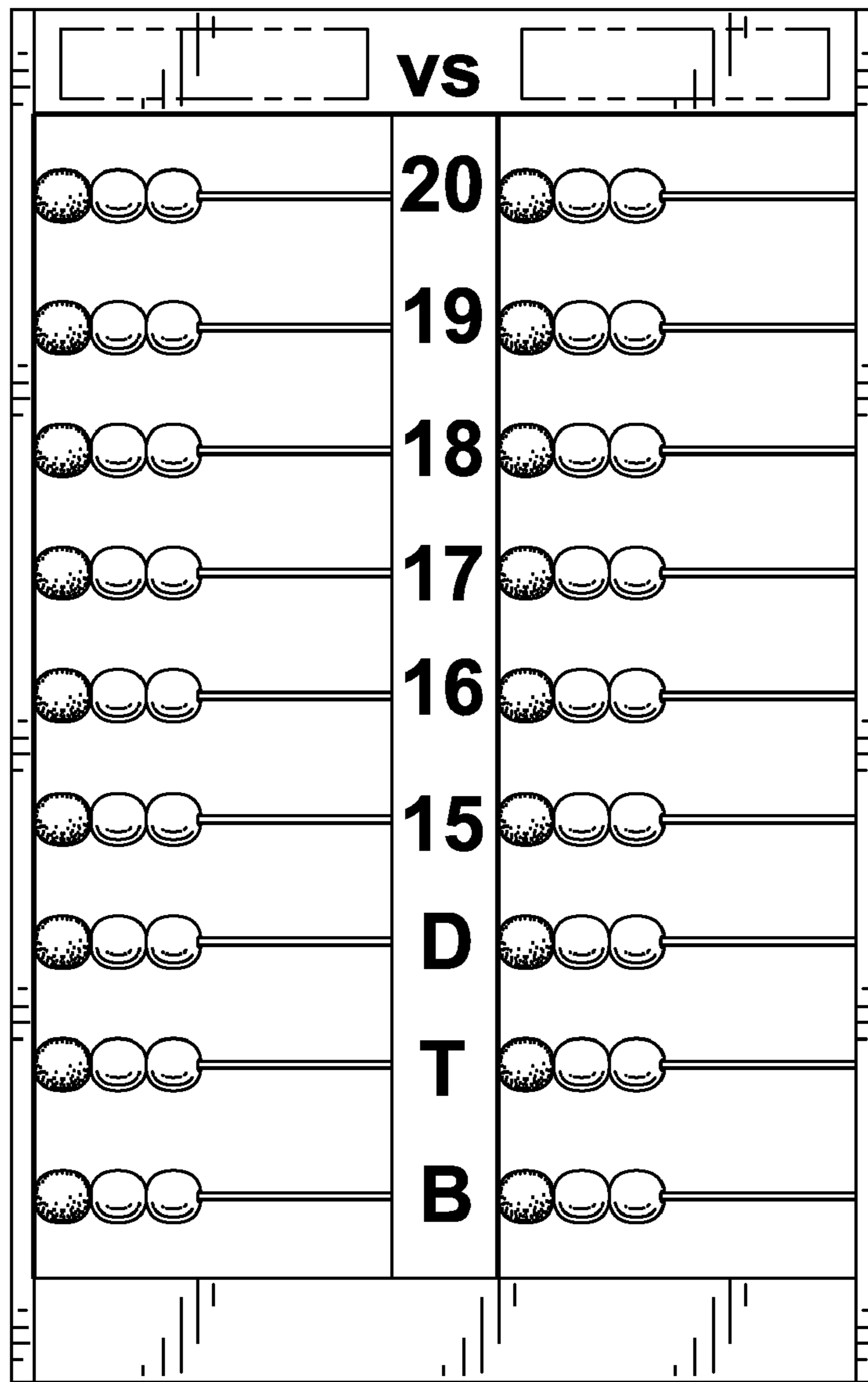


Fig. 3

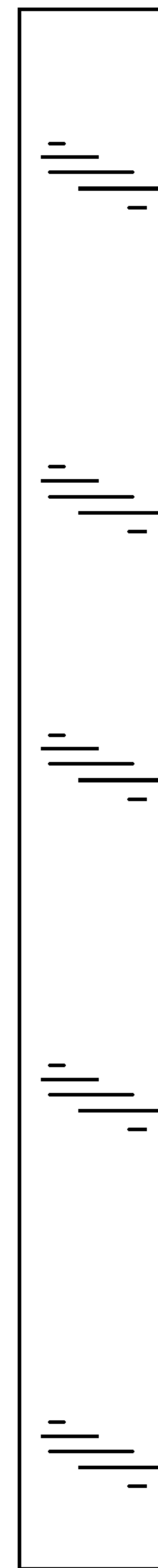


Fig. 4