



US00D579351S

(12) **United States Design Patent**  
**Monachon**

(10) **Patent No.:** **US D579,351 S**  
(45) **Date of Patent:** **\*\* Oct. 28, 2008**

(54) **WATCH**

(75) **Inventor:** **Jean-Claude Monachon**, Biel/Bienne (CH)

(73) **Assignee:** **Omega SA**, Biel/Bienne (CH)

(\*\*) **Term:** **14 Years**

(21) **Appl. No.:** **29/306,084**

(22) **Filed:** **Apr. 2, 2008**

(30) **Foreign Application Priority Data**

Oct. 8, 2007 (WO) ..... DM/069 337

(51) **LOC (8) Cl.** ..... **10-02**

(52) **U.S. Cl.** ..... **D10/39**

(58) **Field of Classification Search** ..... D10/30-39,  
D10/122-126; 368/276, 281, 282, 285, 80,  
368/223, 228, 232, 21, 28

See application file for complete search history.

(56) **References Cited**

**U.S. PATENT DOCUMENTS**

2,361,563	A *	10/1944	Pellaton	.....	368/80
D172,992	S *	9/1954	Schwankhaus	.....	D10/38
D178,770	S *	9/1956	Doerwald	.....	D10/39
D178,771	S *	9/1956	Doerwald	.....	D10/39
D195,421	S *	6/1963	Huguenin	.....	D10/39
5,220,541	A *	6/1993	Vuilleumier	.....	368/88
D353,108	S *	12/1994	Rabassa	.....	D10/32
6,370,087	B1 *	4/2002	Akahane et al.	.....	368/110
D457,817	S *	5/2002	Brandt	.....	D10/39

D470,776	S *	2/2003	Blondin	.....	D10/30
D474,118	S *	5/2003	Monachon	.....	D10/32
6,567,345	B1 *	5/2003	Furukawa et al.	.....	368/80
6,894,951	B1 *	5/2005	Brandt et al.	.....	368/80
D517,432	S *	3/2006	Laucella	.....	D10/39
D524,171	S *	7/2006	Monachon	.....	D10/32
D538,182	S *	3/2007	Lalo	.....	D10/32
D547,206	S *	7/2007	Dewitt	.....	D10/31
D554,539	S *	11/2007	Galliano	.....	D10/32
D570,230	S *	6/2008	Monachon	.....	D10/32

\* cited by examiner

*Primary Examiner*—Lucy Lieberman

(74) *Attorney, Agent, or Firm*—Collen IP; Donald J. Ranft

(57) **CLAIM**

The ornamental design for a watch, as shown and described.

**DESCRIPTION**

FIG. 1 is a front of my new, original and ornamental design for a watch;

FIG. 2 is a rear view thereof;

FIG. 3 is a right side view thereof;

FIG. 4 is a left side view thereof;

FIG. 5 is top view thereof;

FIG. 6 is a bottom view thereof; and,

FIG. 7 is a front perspective view thereof.

The broken lines shown in FIG. 2 are for illustrative purposes only and form no part of the claimed design.

**1 Claim, 3 Drawing Sheets**






FIG. 2




FIG. 1




FIG. 3

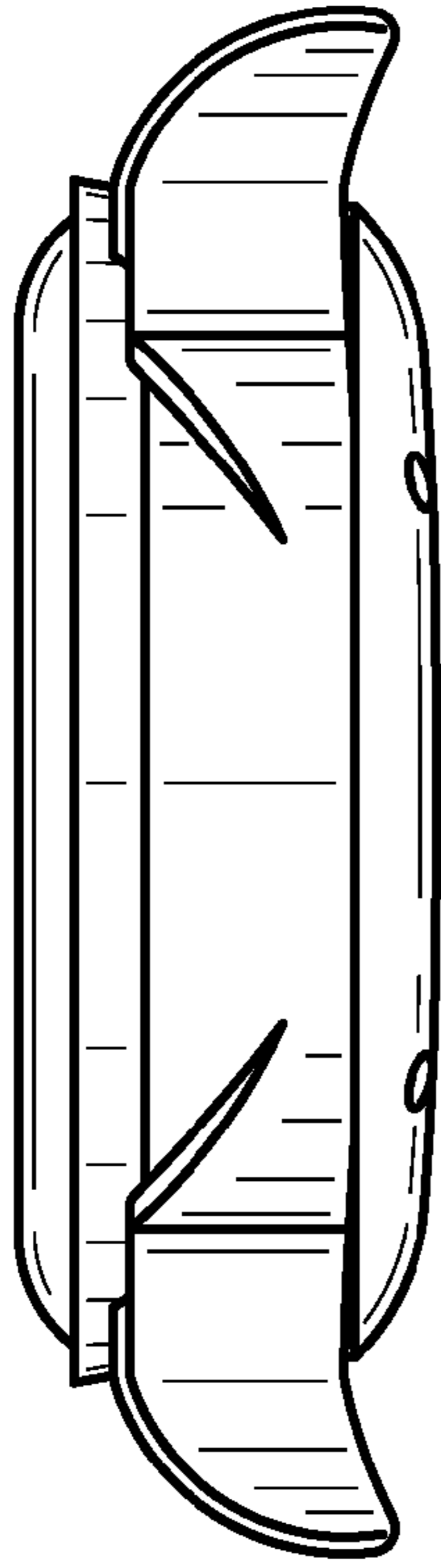


FIG. 4



FIG. 5

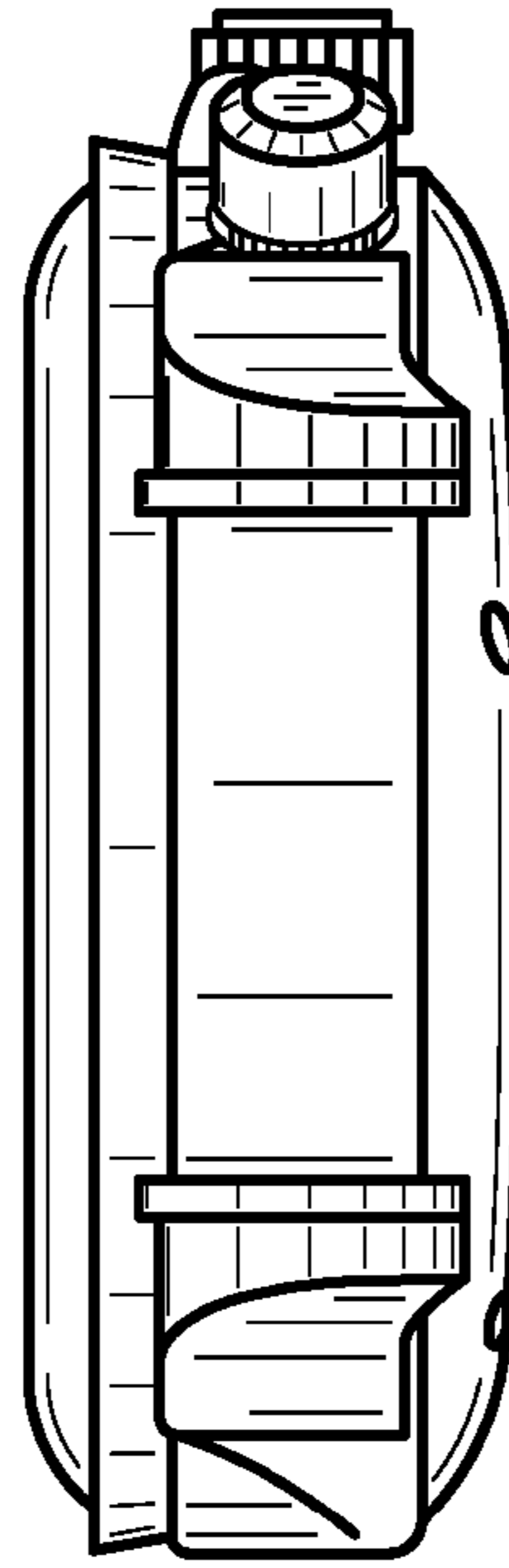


FIG. 6






FIG. 7