

US00D579345S

(12) **United States Design Patent**
Künz

(10) **Patent No.:** **US D579,345 S**

(45) **Date of Patent:** **** Oct. 28, 2008**

(54) **TUBE**

(75) Inventor: **Johann Künz**, Hard (AT)

(73) Assignee: **Alpla Werke Alwin Lehner GmbH & Co. KG**, Hard (AT)

(**) Term: **14 Years**

(21) Appl. No.: **29/301,689**

(22) Filed: **Mar. 12, 2008**

(51) **LOC (8) Cl.** **09-03**

(52) **U.S. Cl.** **D9/697**

(58) **Field of Classification Search** D9/695-699,
D9/711, 521, 544, 435, 440, 454, 723-724,
D9/727-728, 442, 447, 504; 222/92, 107,
222/215, 491, 527-529; 206/822-823; D28/7,
D28/76, 82; 220/DIG. 7

See application file for complete search history.

(56) **References Cited**

U.S. PATENT DOCUMENTS

- D126,431 S * 4/1941 Deskey D9/697
- D212,412 S * 10/1968 Hanlon D9/697
- D281,055 S * 10/1985 Dombroski D9/697
- 4,598,839 A * 7/1986 Dombroski et al. 222/92
- D319,178 S * 8/1991 Katada et al. D9/617
- D338,397 S * 8/1993 Sun et al. D9/697
- D383,383 S * 9/1997 Prestia et al. D9/521
- 5,816,451 A * 10/1998 Renault 222/215

- D436,029 S * 1/2001 Jones et al. D9/699
- D454,780 S * 3/2002 Leboeuf et al. D9/697
- D532,701 S * 11/2006 Spencer D9/699
- D558,061 S * 12/2007 Py et al. D9/695
- D568,171 S * 5/2008 Kawashima D9/699

* cited by examiner

Primary Examiner—Caron D. Veynar

Assistant Examiner—Abraham Bahta

(74) *Attorney, Agent, or Firm*—Morris O’Bryant Compagni, P.C.

(57) **CLAIM**

The ornamental design for a tube, as shown and described.

DESCRIPTION

FIG. 1 is a perspective front side view of a tube of the present invention;

FIG. 2 is front side view of the tube;

FIG. 3 is a back side view of the tube;

FIG. 4 is a right side view of the tube;


FIG. 5 is a left side view of the tube;

FIG. 6 is a top side view of the tube; and,

FIG. 7 is a bottom side view of the tube.

The broken lines shown in the drawings are for environmental purposes only and form no part of the claimed design.

1 Claim, 7 Drawing Sheets






FIG. 1

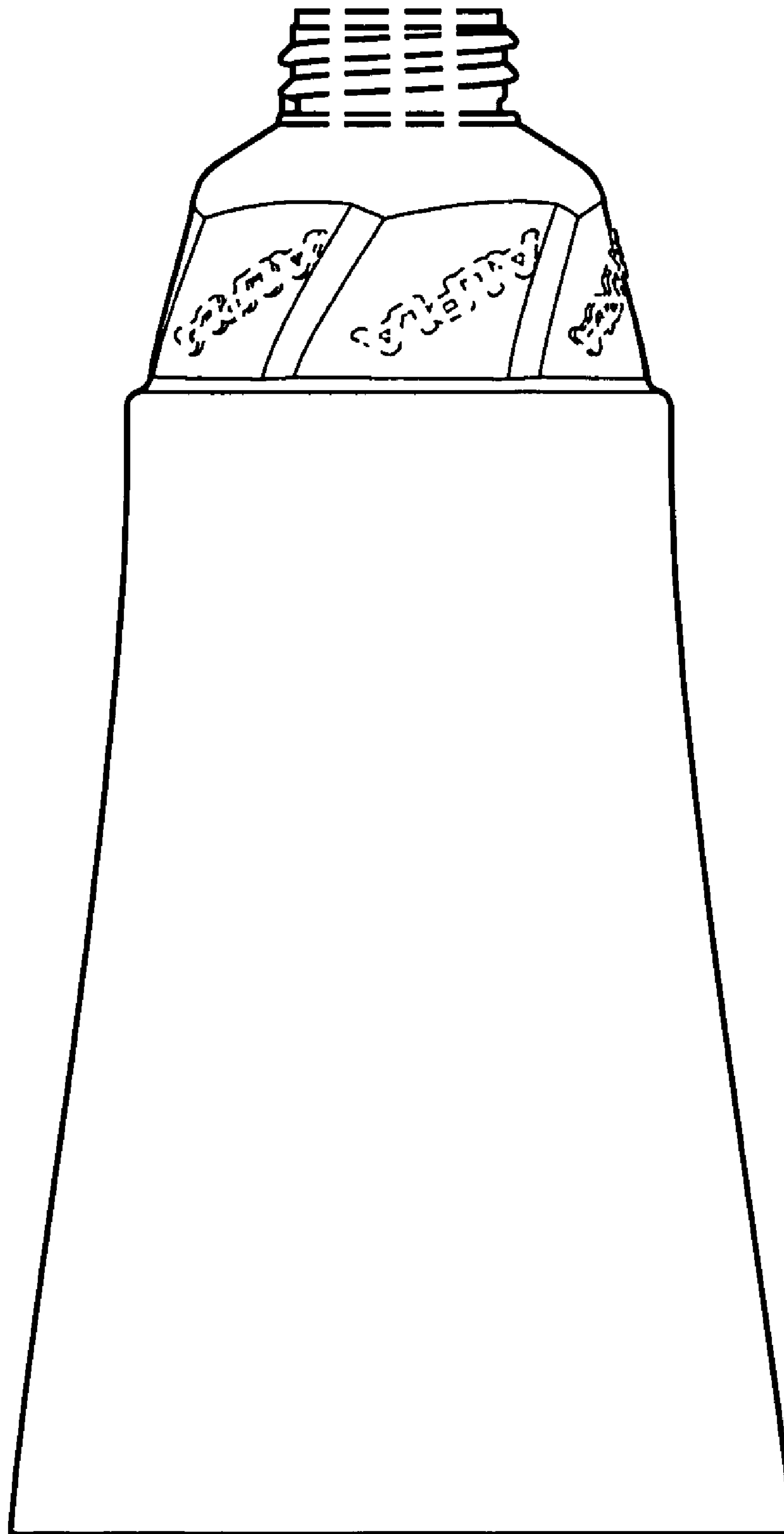


FIG. 2

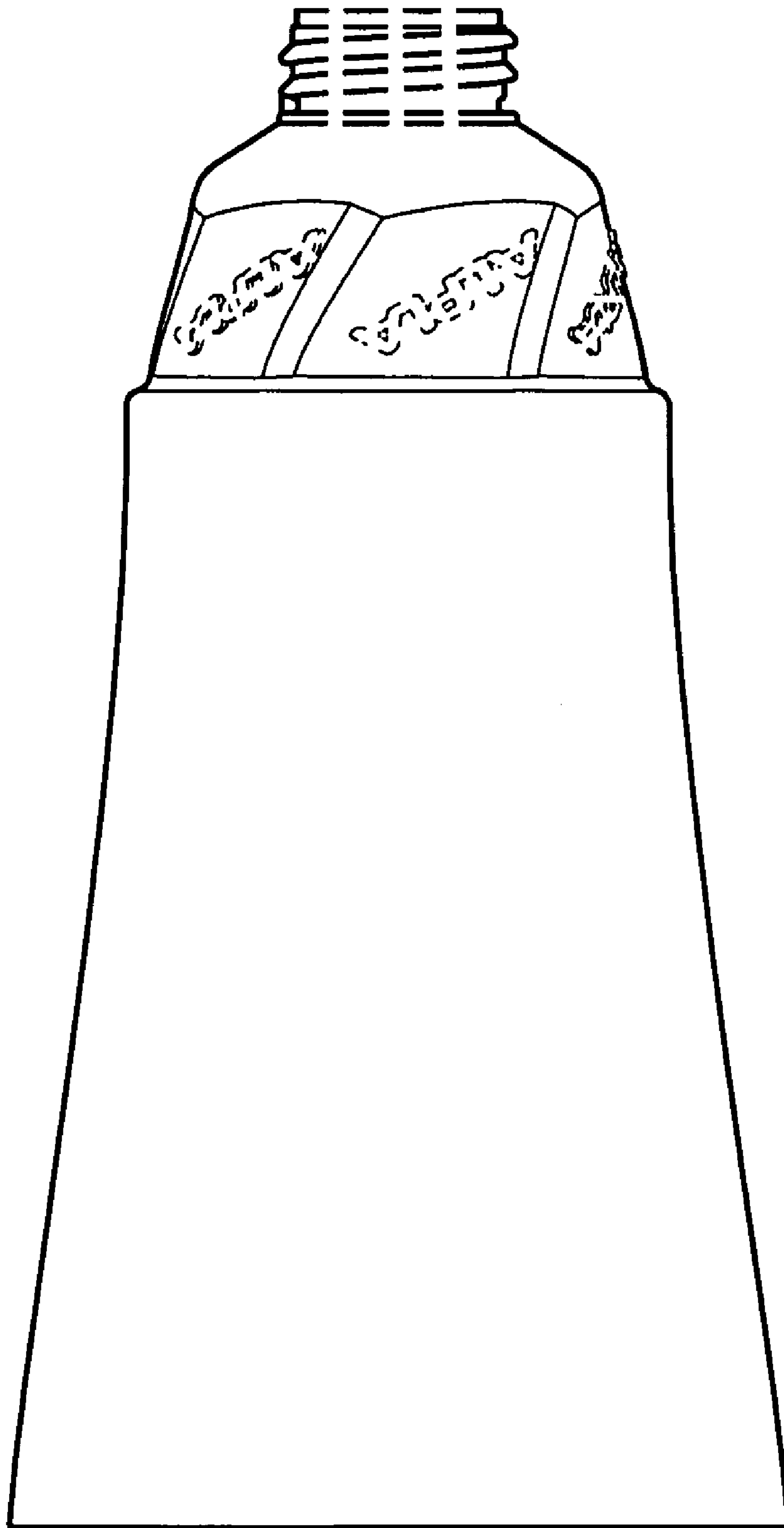


FIG. 3

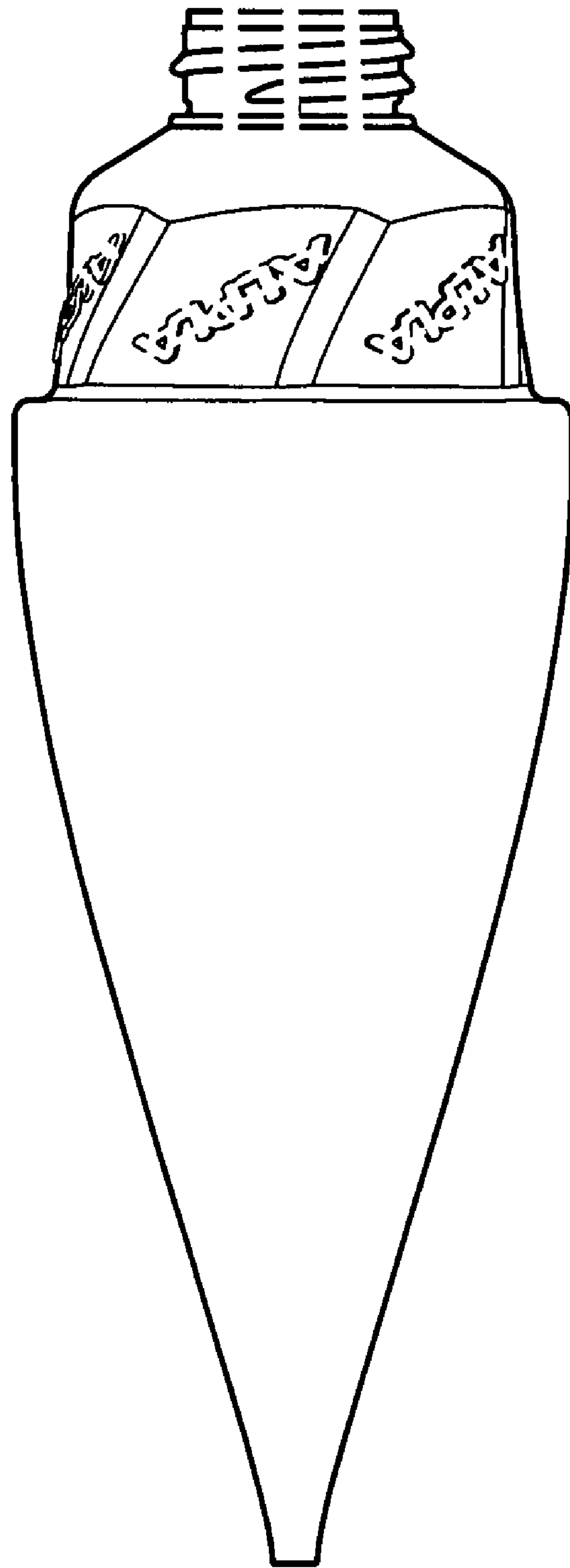


FIG. 4

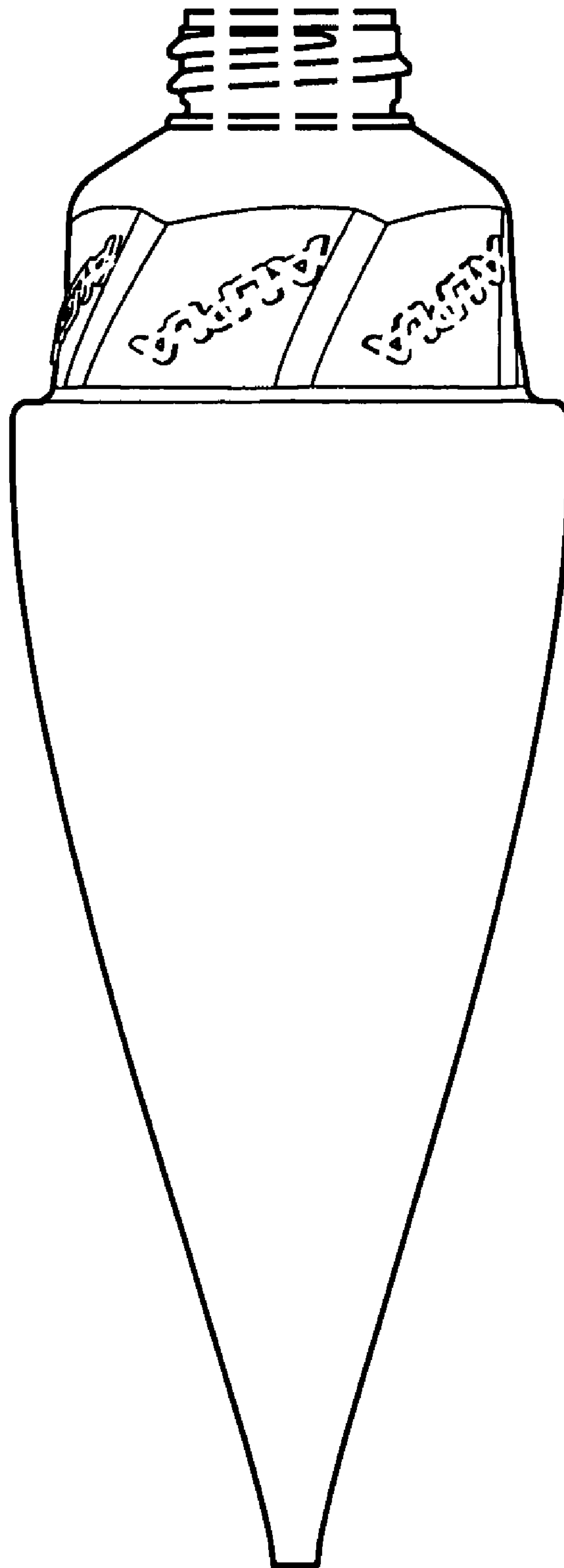


FIG. 5




FIG. 6

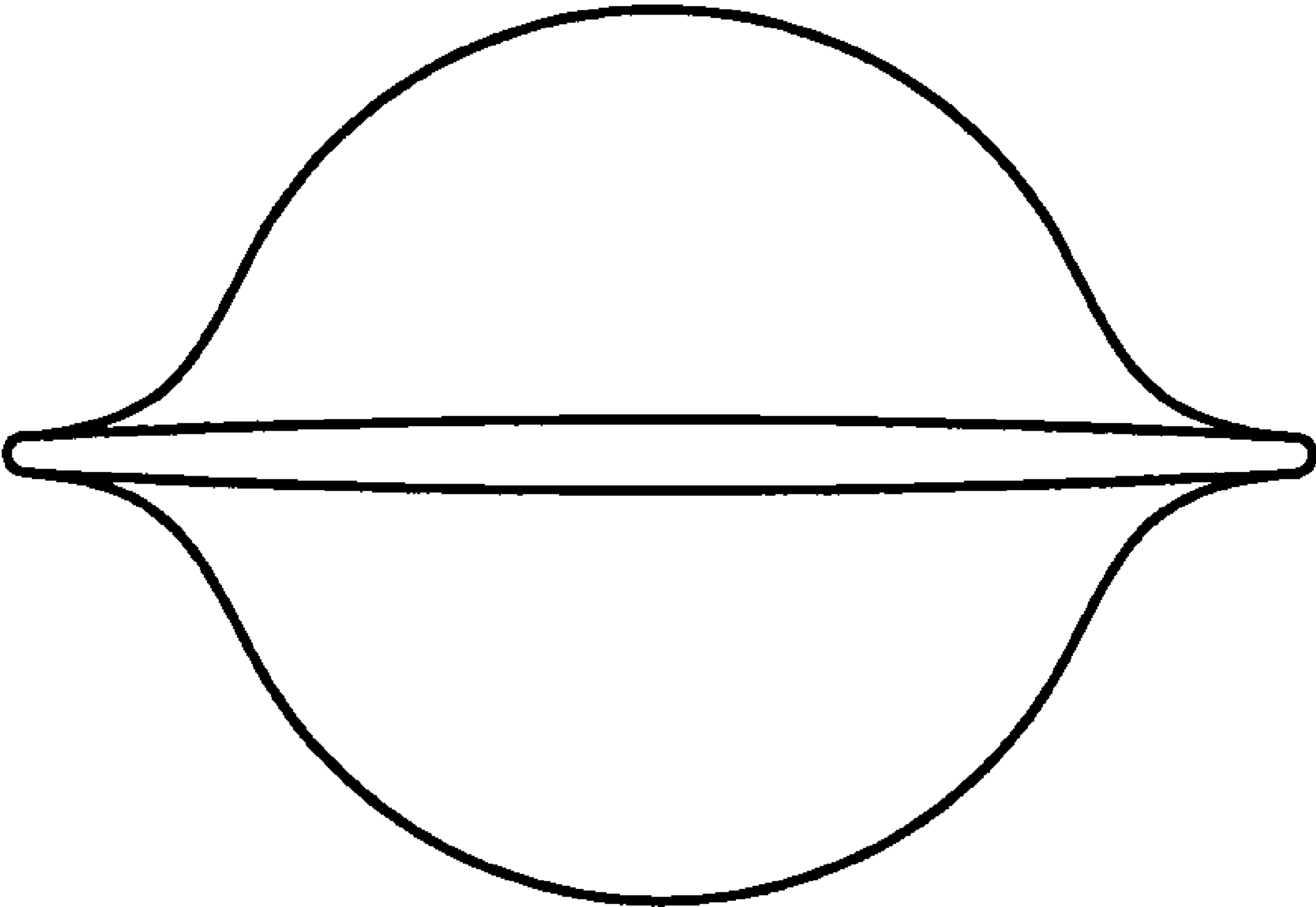


FIG. 7