



US00D579331S

(12) **United States Design Patent**
Nanda

(10) **Patent No.:** **US D579,331 S**
(45) **Date of Patent:** **** Oct. 28, 2008**

(54) **TUBE CAP**

2007/0039109 A1 2/2007 Nanda

(75) Inventor: **Puneet Nanda**, Cerritos, CA (US)

* cited by examiner

(73) Assignee: **Dr. Fresh, Inc.**, Buena Park, CA (US)

Primary Examiner—Gary D. Watson

Assistant Examiner—Susan Bennett Hattan

(**) Term: **14 Years**

(74) *Attorney, Agent, or Firm*—Knobbe, Martens, Olsen & Bear LLP

(21) Appl. No.: **29/278,894**

(57) **CLAIM**

(22) Filed: **Apr. 12, 2007**

The ornamental design for a tube cap, as shown.

(51) **LOC (8) Cl.** **09-07**

DESCRIPTION

(52) **U.S. Cl.** **D9/453; D9/454; D9/449; D9/442**

FIG. 1 is a top, front, and right side perspective of an embodiment of a tube cap embodying my new design.

(58) **Field of Classification Search** D9/454, D9/453, 452, 451, 447, 443, 441, 438, 435, D9/44, 4; D7/396.4, 391; D23/250; 215/329, 215/305, 295, 256, 252, 246

FIG. 2 is a front elevation view of the embodiment of FIG. 1.

FIG. 3 is a rear elevation view of the embodiment of FIG. 1.

FIG. 4 is a right side view of the embodiment of FIG. 1.

FIG. 5 is a top plan view of the embodiment of FIG. 1.

FIG. 6 is a bottom plan view of the embodiment of FIG. 1; and,

See application file for complete search history.

FIG. 7 is a view of the embodiment depicted in FIG. 1 with the cap open and the top of the tube exposed.


(56) **References Cited**

Shown in phantom lines are portions of the exterior of the tube, portions of the top surface of the tube, and portions of the underside of the cap which form no part of the claimed designs.

U.S. PATENT DOCUMENTS

D201,320 S *	6/1965	Hirohama	D9/453
D218,532 S *	8/1970	Gibson	D7/391
D273,365 S *	4/1984	Lukins et al.	D9/454
D312,519 S *	11/1990	Hobson	D32/37
D394,701 S *	5/1998	Kohler et al.	D23/250
D441,056 S *	4/2001	Warshawsky et al.	D23/250
D465,731 S *	11/2002	Brant et al.	D9/453
D558,517 S *	1/2008	Larkin et al.	D9/454
D565,410 S *	4/2008	Canamasas Puigbo	D9/454

1 Claim, 4 Drawing Sheets



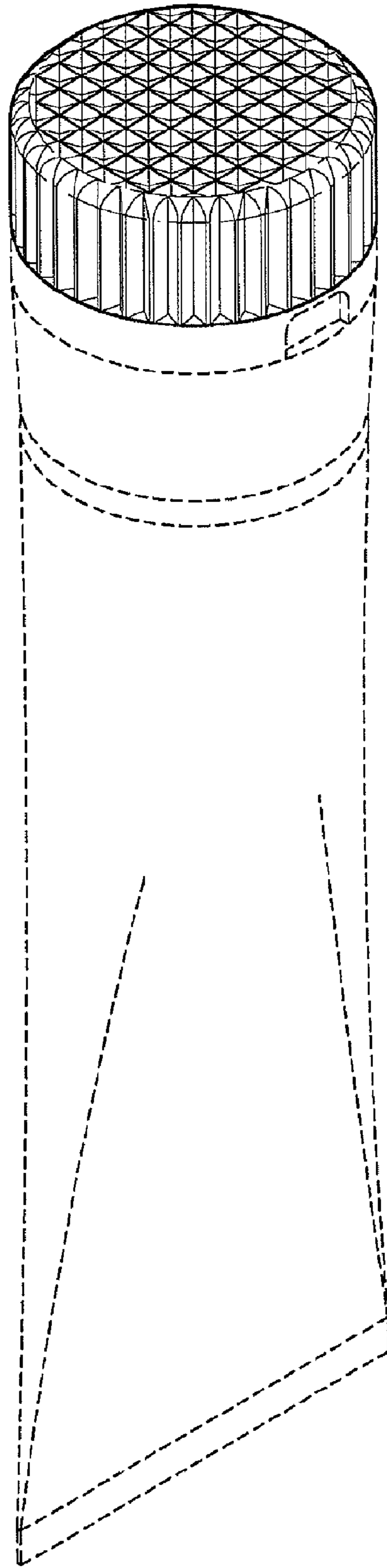


FIG. 1

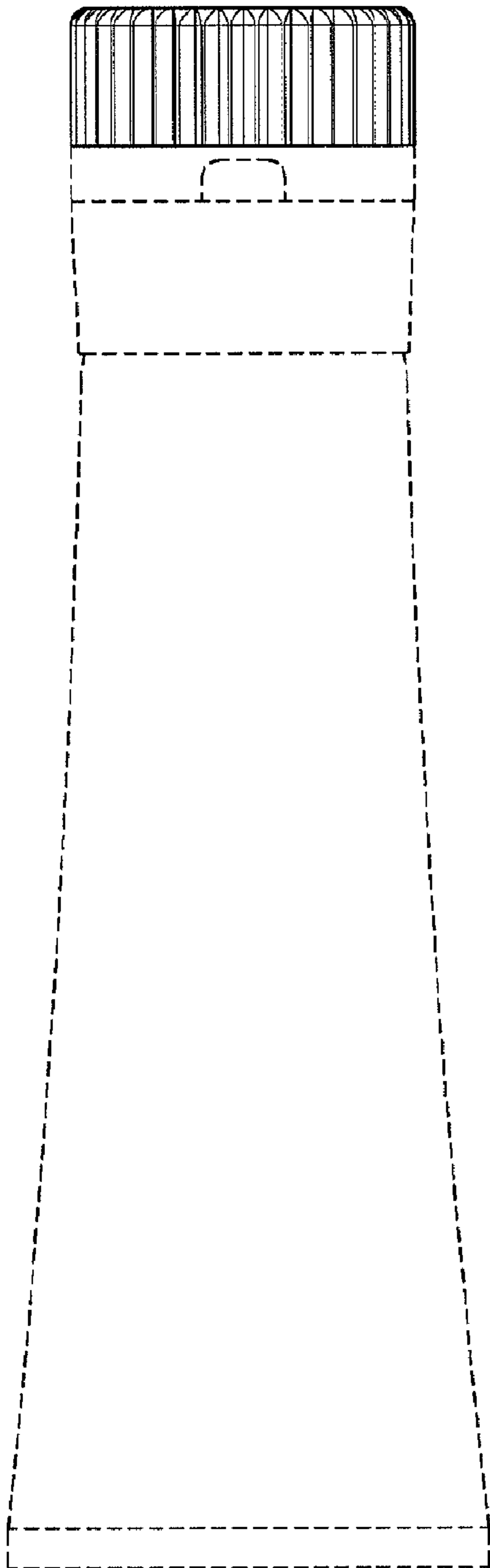


FIG. 2

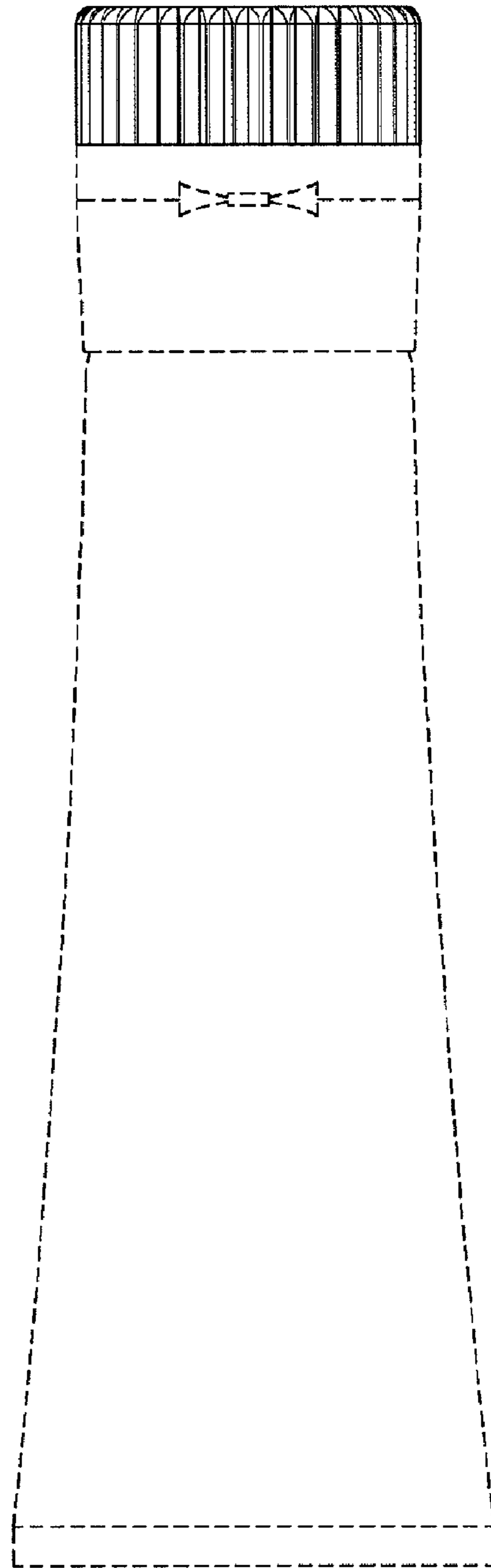


FIG. 3

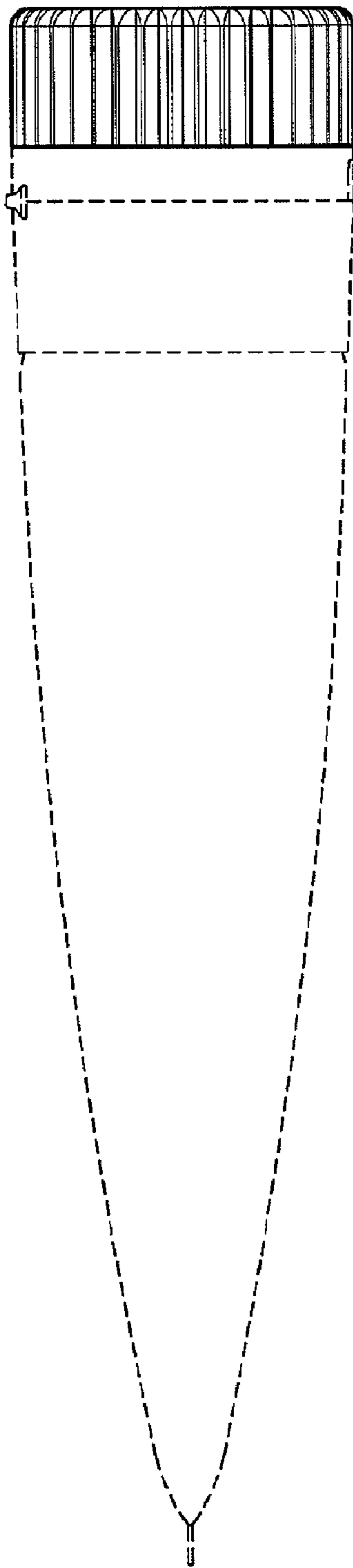


FIG. 4

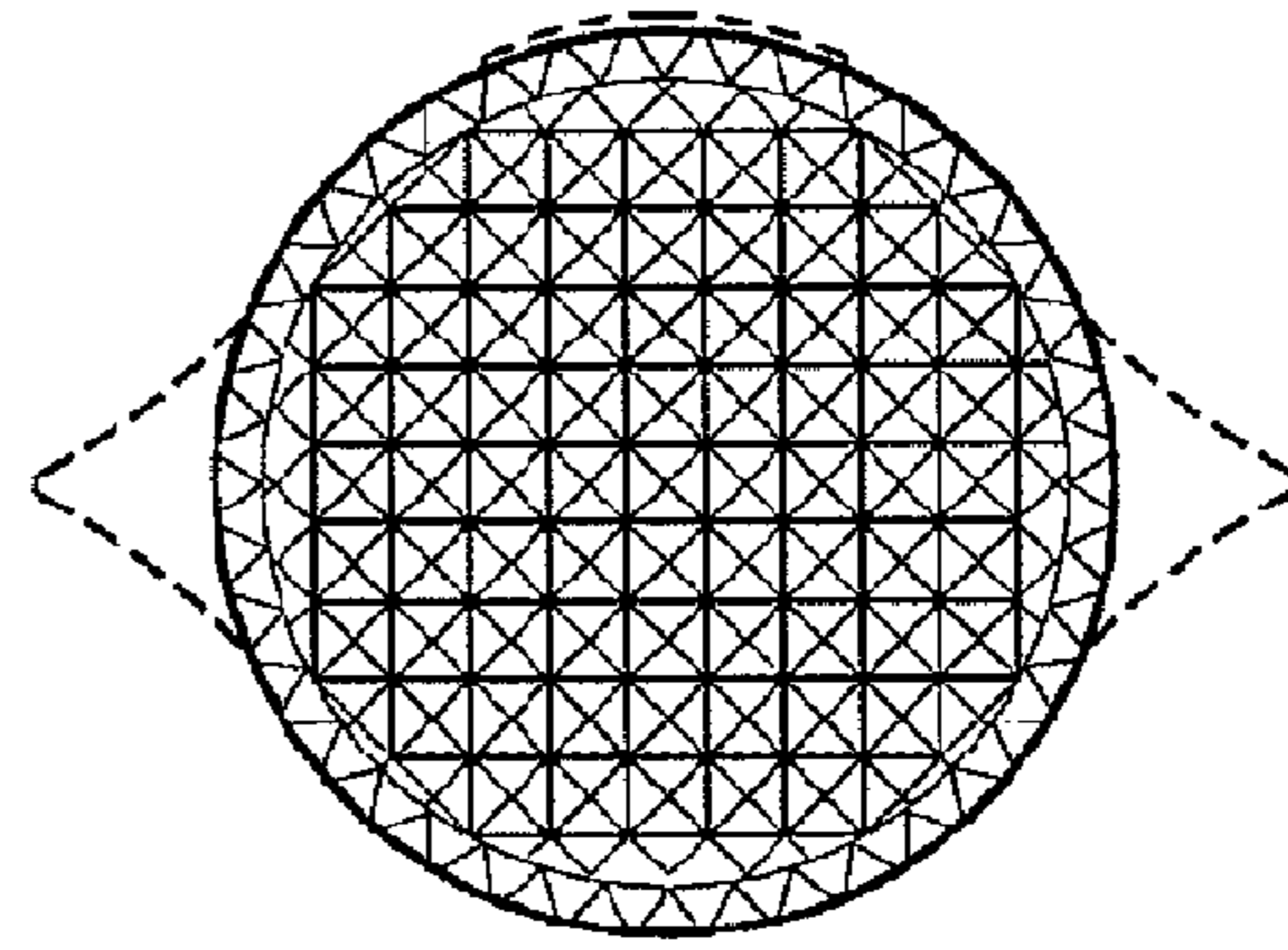


FIG. 5

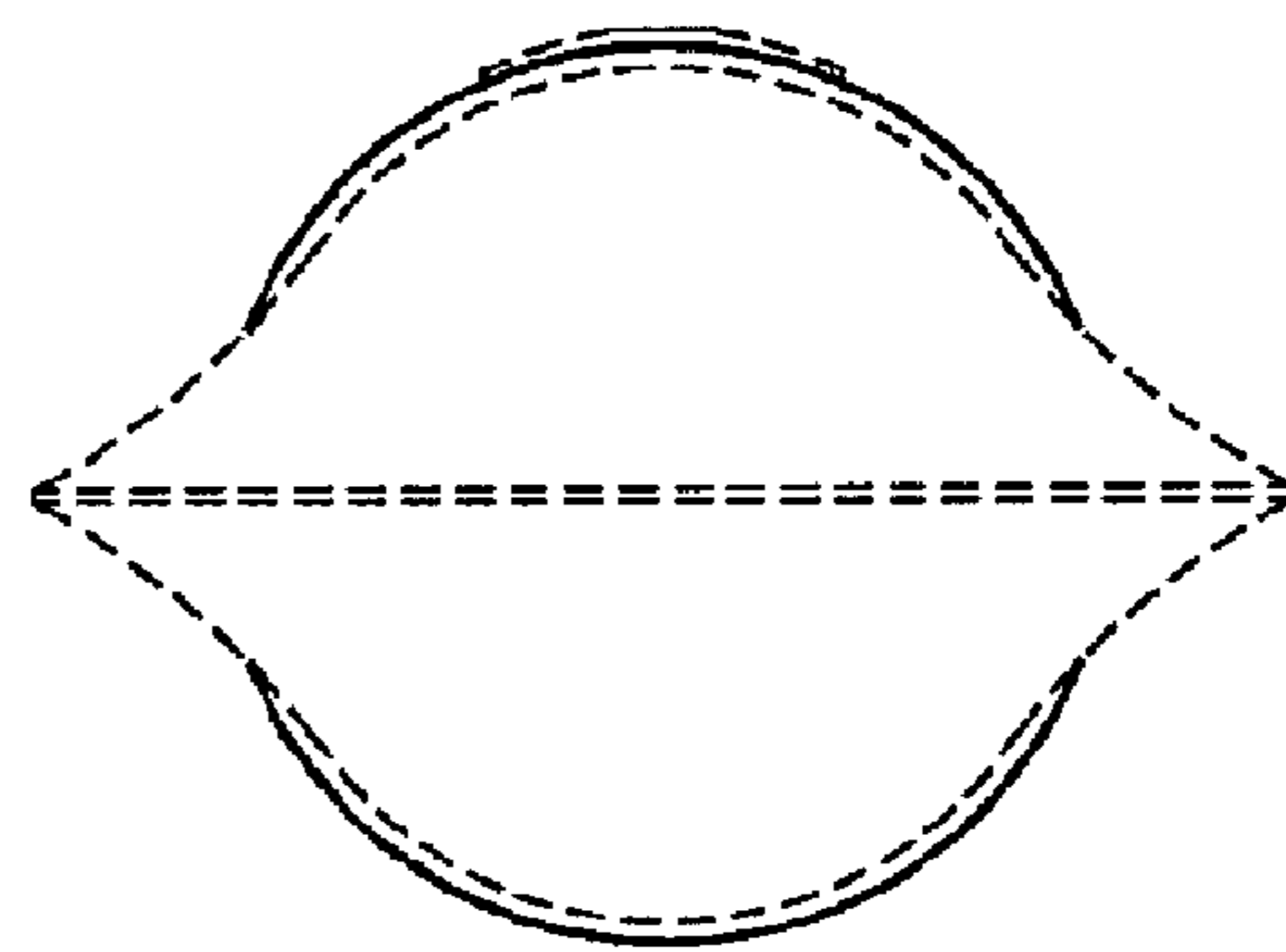


FIG. 6

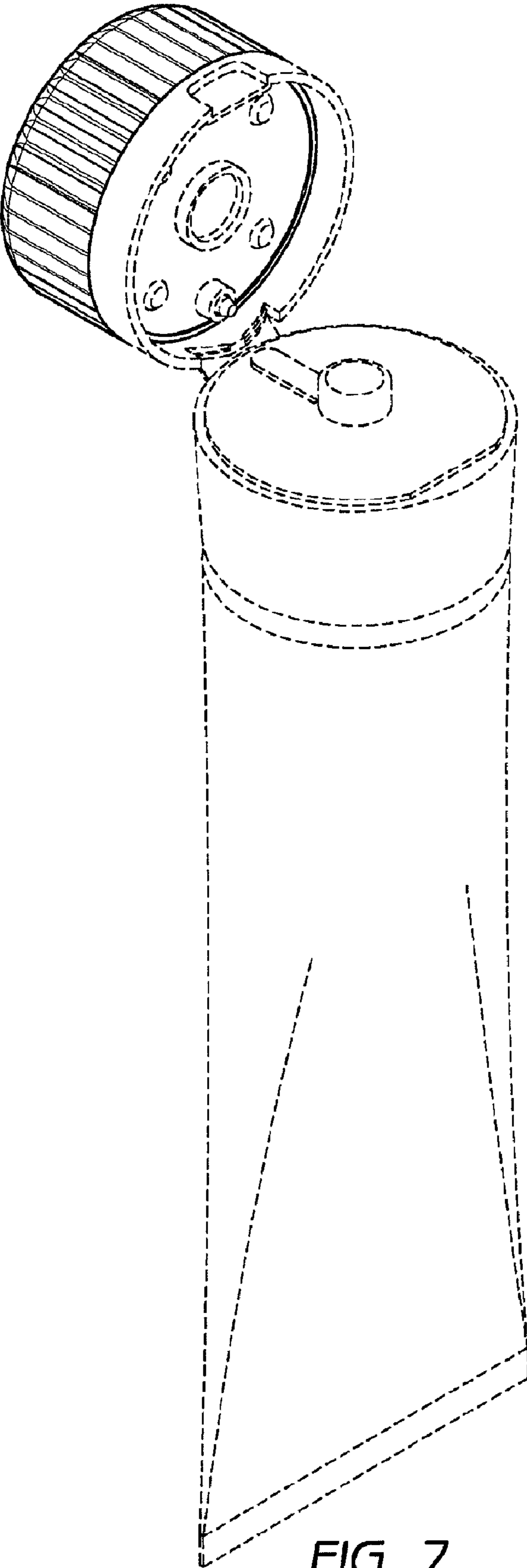


FIG. 7