



US00D579326S

(12) **United States Design Patent**
Chen

(10) **Patent No.:** **US D579,326 S**
(45) **Date of Patent:** **** Oct. 28, 2008**

(54) **FRUIT CONTAINER**

(76) Inventor: **John Chen**, Pintor Cicarelli 268, San Joaquín, Santiago (CL)

(**) Term: **14 Years**

(21) Appl. No.: **29/286,157**

(22) Filed: **Apr. 25, 2007**

(30) **Foreign Application Priority Data**

Oct. 27, 2006 (CL) 2924-2006

(51) **LOC (8) Cl.** **09-03**

(52) **U.S. Cl.** **D9/427; D9/425**

(58) **Field of Classification Search** D9/414-416, D9/418, 420, 424-432, 433, 435, 438, 440, D9/443, 527-530, 704, 730-734, 751-757; D7/354, 360, 505, 553.1, 540-545, 554, 565-567, D7/570, 574, 584-586, 590, 604, 629; D30/123, D30/129-133; 426/115, 122, 394; 206/162, 206/170, 193, 195, 216, 469, 471, 497, 508-509, 206/519, 536, 557, 804, 815; 220/4.21-4.23, 220/266, 350, 366.1, 470, 471, 495.01, 557, 220/574, 618, 662, 756, 793, 839, 913; 229/117.14, 229/117.18, 123.1, 125.35, 161, 220, 230, 229/406, 362.4; D3/203.1-203.3, 273, 276, D3/304, 307, 314, 294, 323

See application file for complete search history.

(56) **References Cited**

U.S. PATENT DOCUMENTS

D276,216 S * 11/1984 Michaud D9/425
5,046,659 A * 9/1991 Warburton 220/4.22
D343,576 S * 1/1994 Krupa D9/423
D363,879 S * 11/1995 Krupa et al. D9/423

5,515,993 A * 5/1996 McManus 220/4.23
D382,795 S * 8/1997 Abayhan et al. D9/425
D409,485 S * 5/1999 Christy, Jr. D9/425
6,085,930 A * 7/2000 Curtis 220/371
D467,496 S * 12/2002 Hayes et al. D9/425
D473,137 S * 4/2003 Cadiente et al. D9/423
D490,309 S * 5/2004 Hayes et al. D9/425
6,845,878 B2 * 1/2005 Hayes et al. 220/839
7,100,788 B2 * 9/2006 Cadiente et al. 220/366.1
7,228,986 B2 * 6/2007 Hayes et al. 220/675
D553,490 S * 10/2007 Yang et al. D9/425

* cited by examiner

Primary Examiner—Robert M. Spear
Assistant Examiner—Susan E Krakower

(74) *Attorney, Agent, or Firm*—Morris E. Cohen

(57) **CLAIM**

I claim the ornamental design for a fruit container, as shown.

DESCRIPTION

FIG. 1 is a perspective view of the fruit container of the present invention;

FIG. 2 is a top view of the fruit container shown in FIG. 1;

FIG. 3 is a bottom view of the fruit container shown in FIGS. 1-2;

FIG. 4 is a front view of the fruit container shown in FIGS. 1-3;

FIG. 5 is a back view of the fruit container shown in FIGS. 1-4;

FIG. 6 is a left side view of the fruit container shown in FIGS. 1-5; and,

FIG. 7 is a right side view of the fruit container shown in FIGS. 1-6.

1 Claim, 4 Drawing Sheets

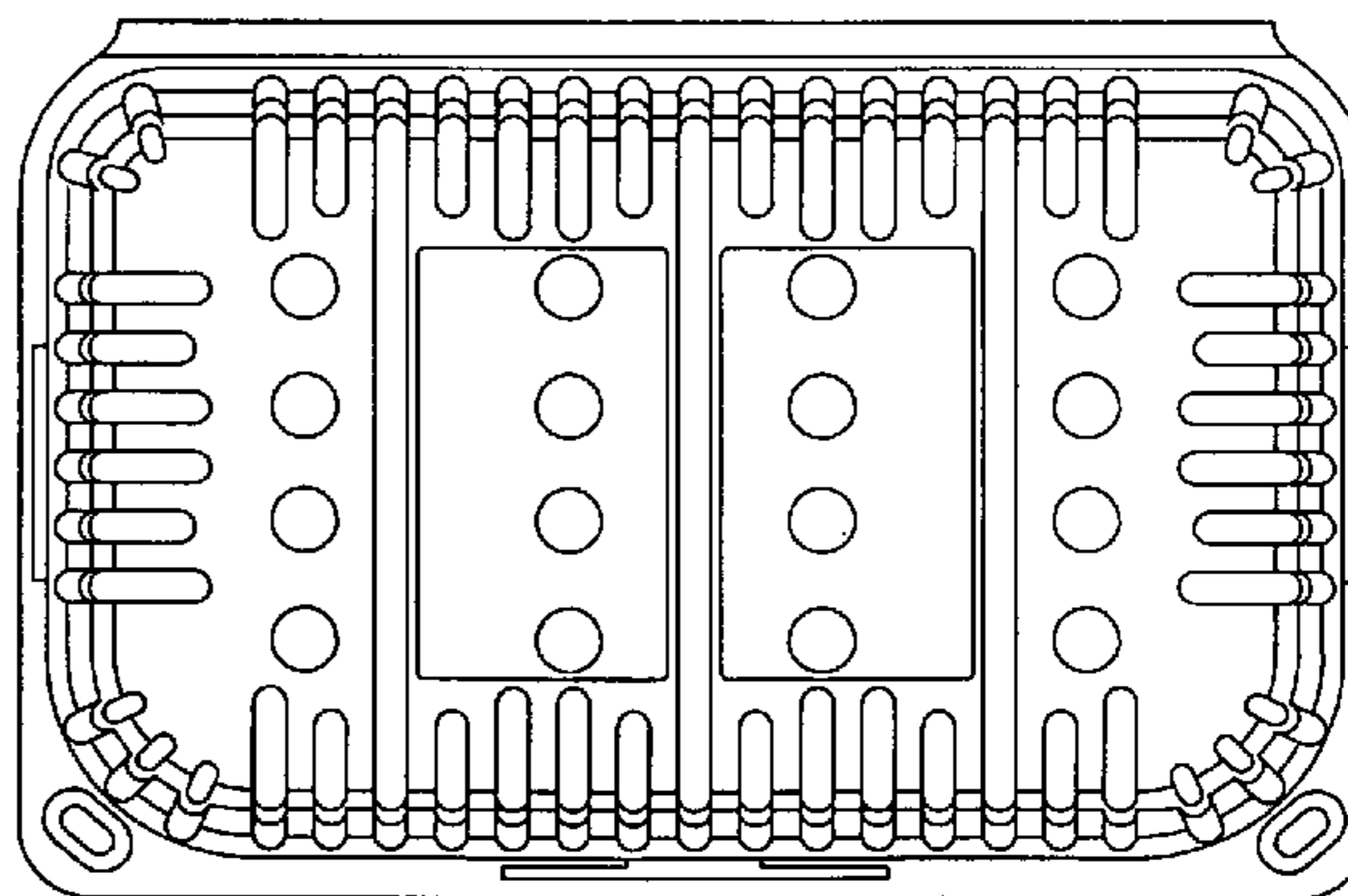
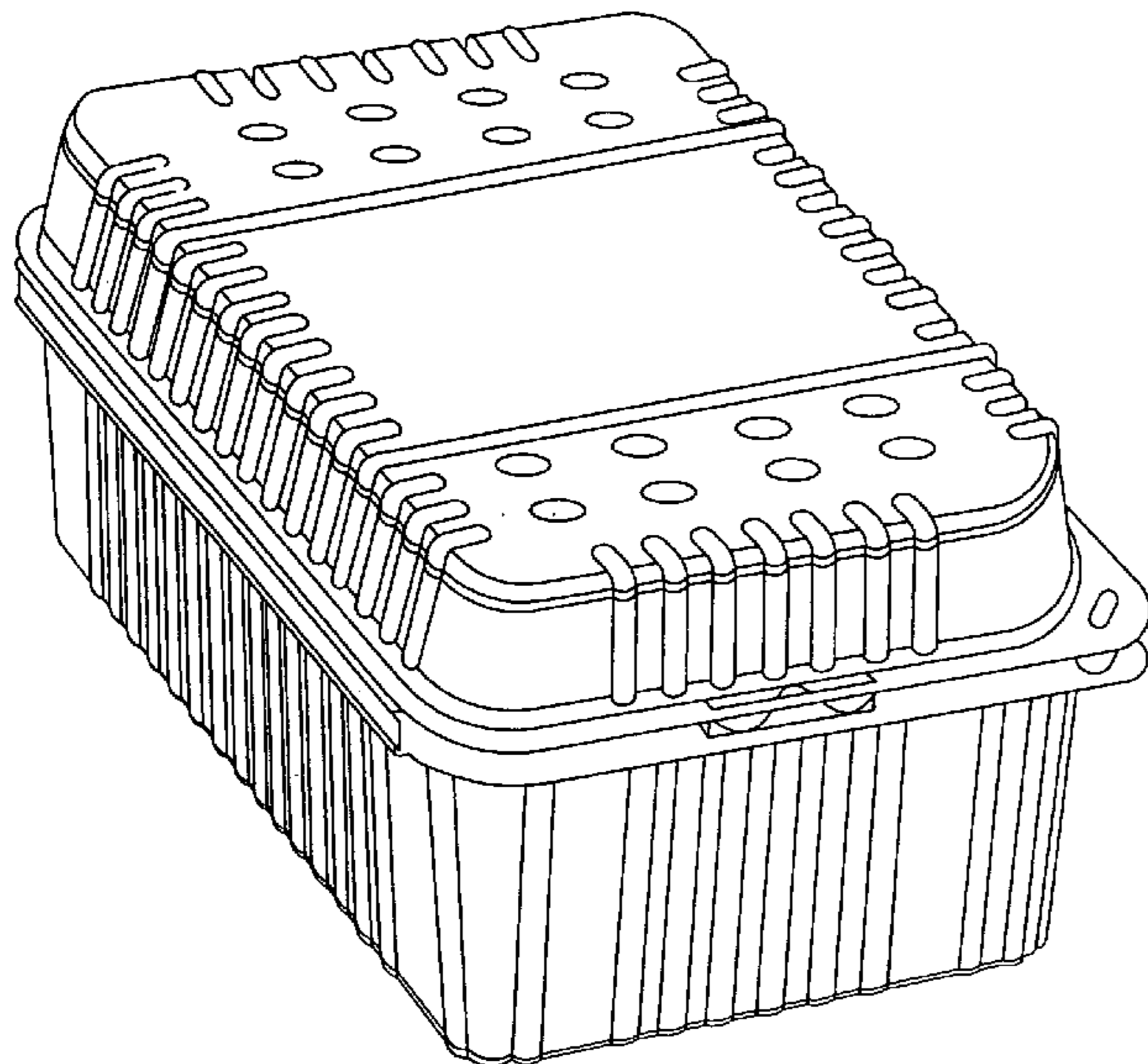


FIG. 1

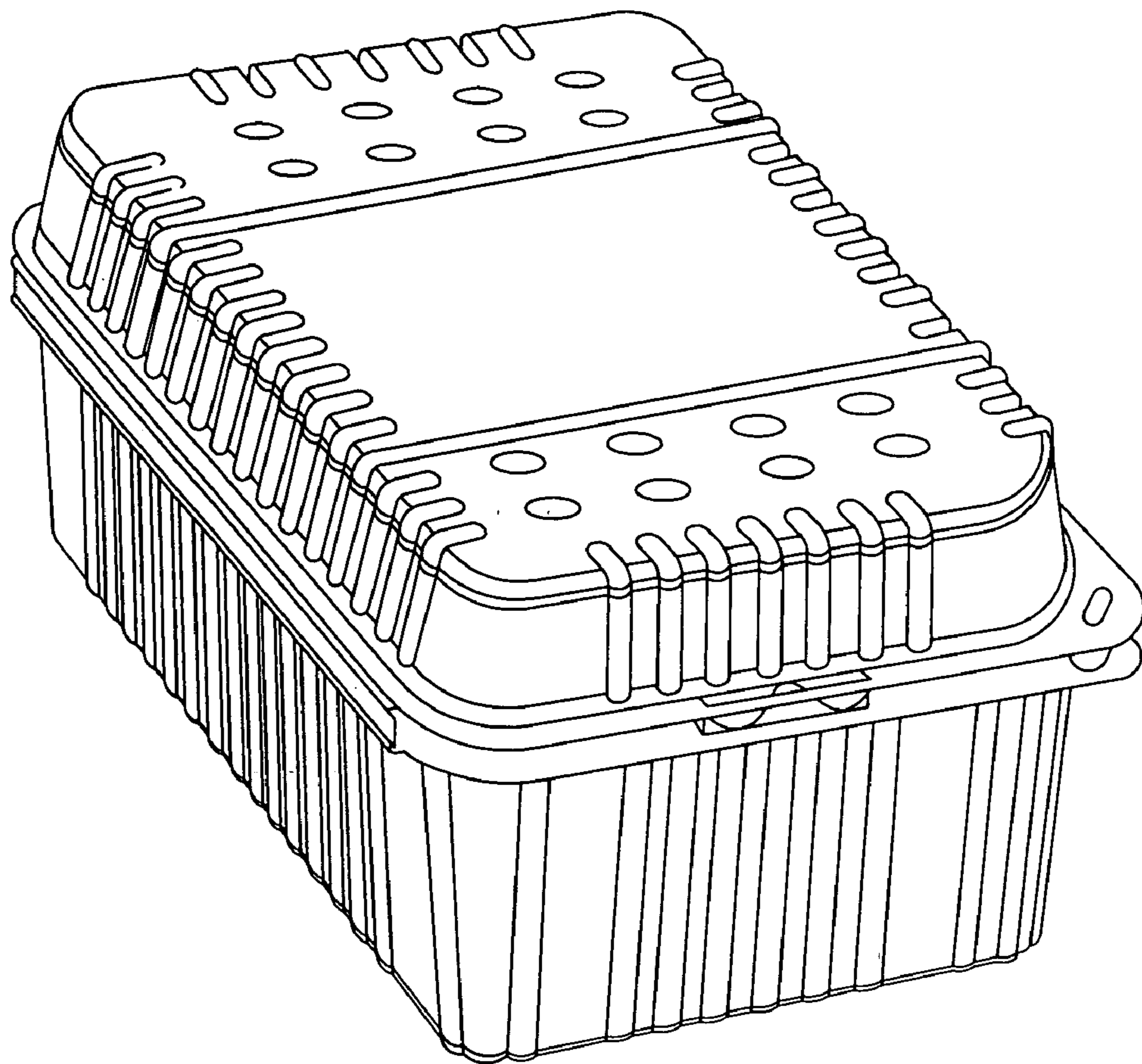


FIG. 2

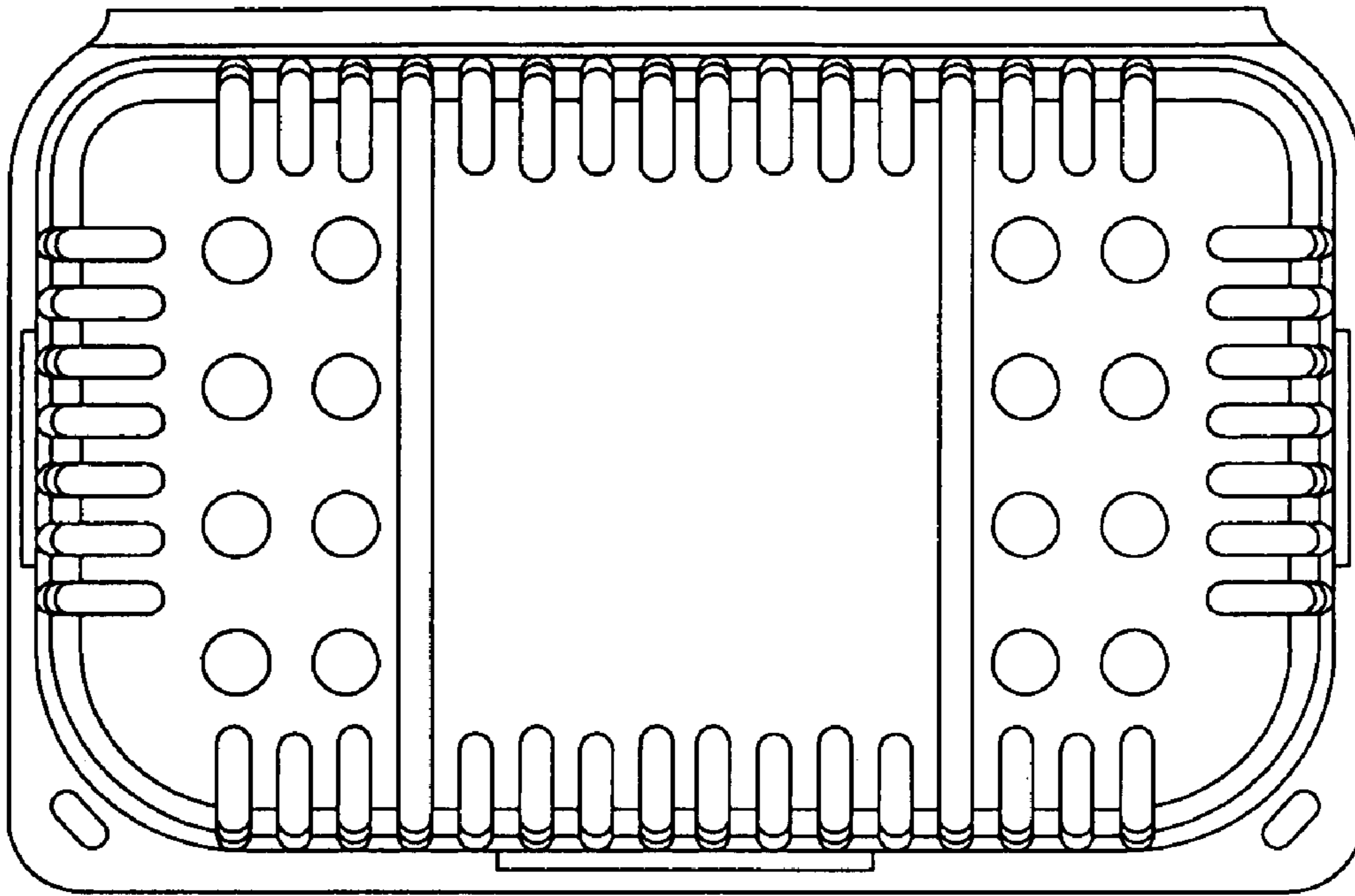


FIG. 3

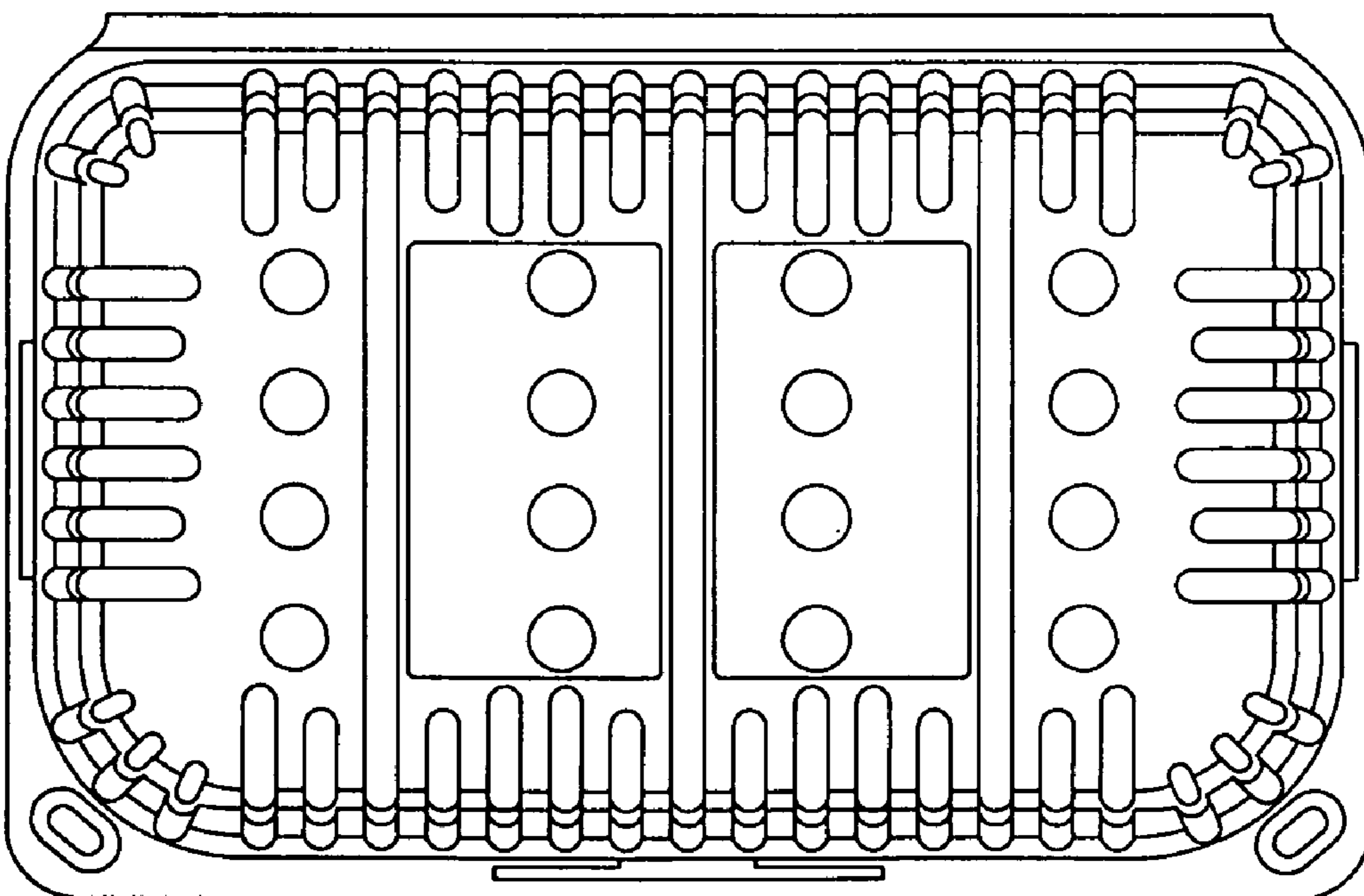


FIG. 4

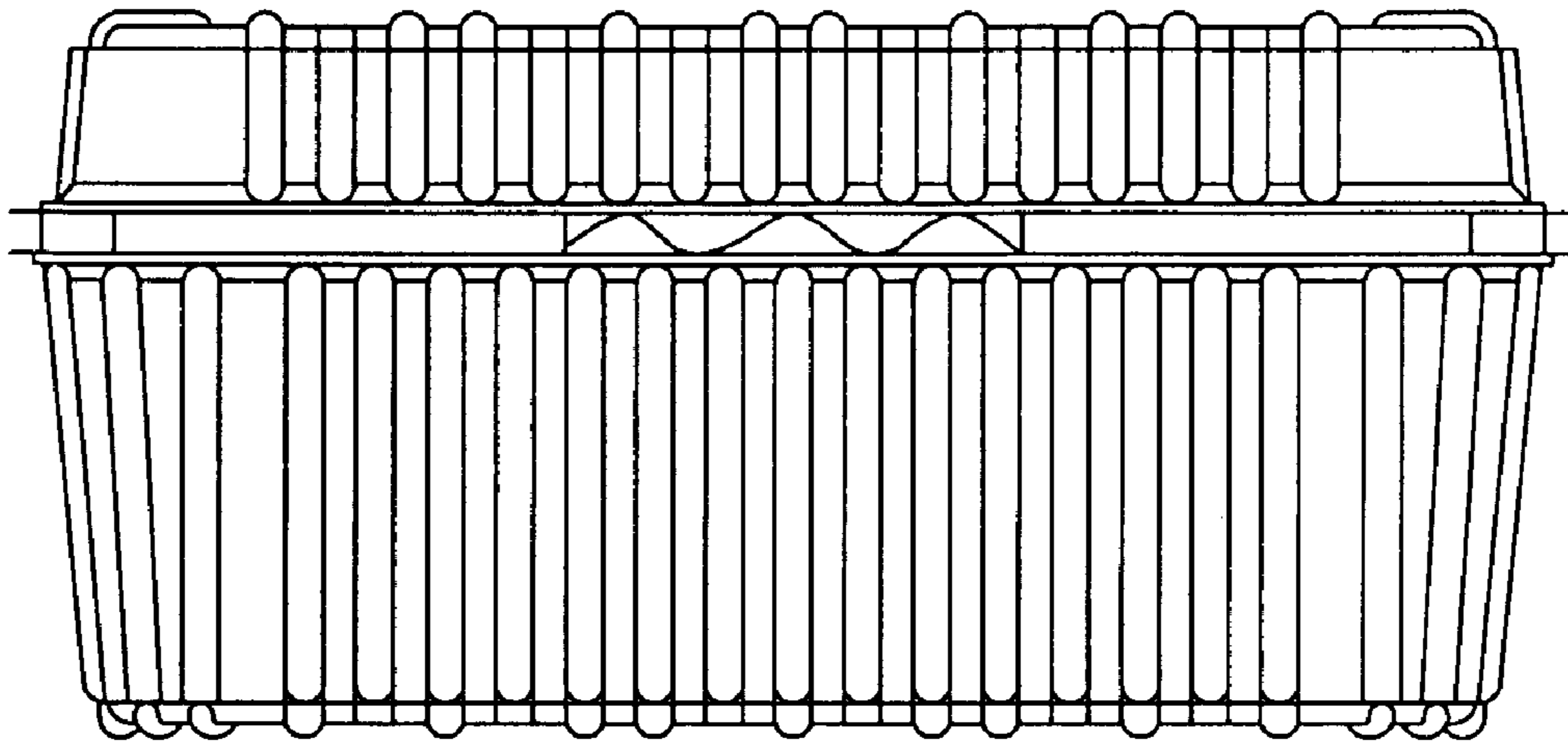


FIG. 5




FIG. 6

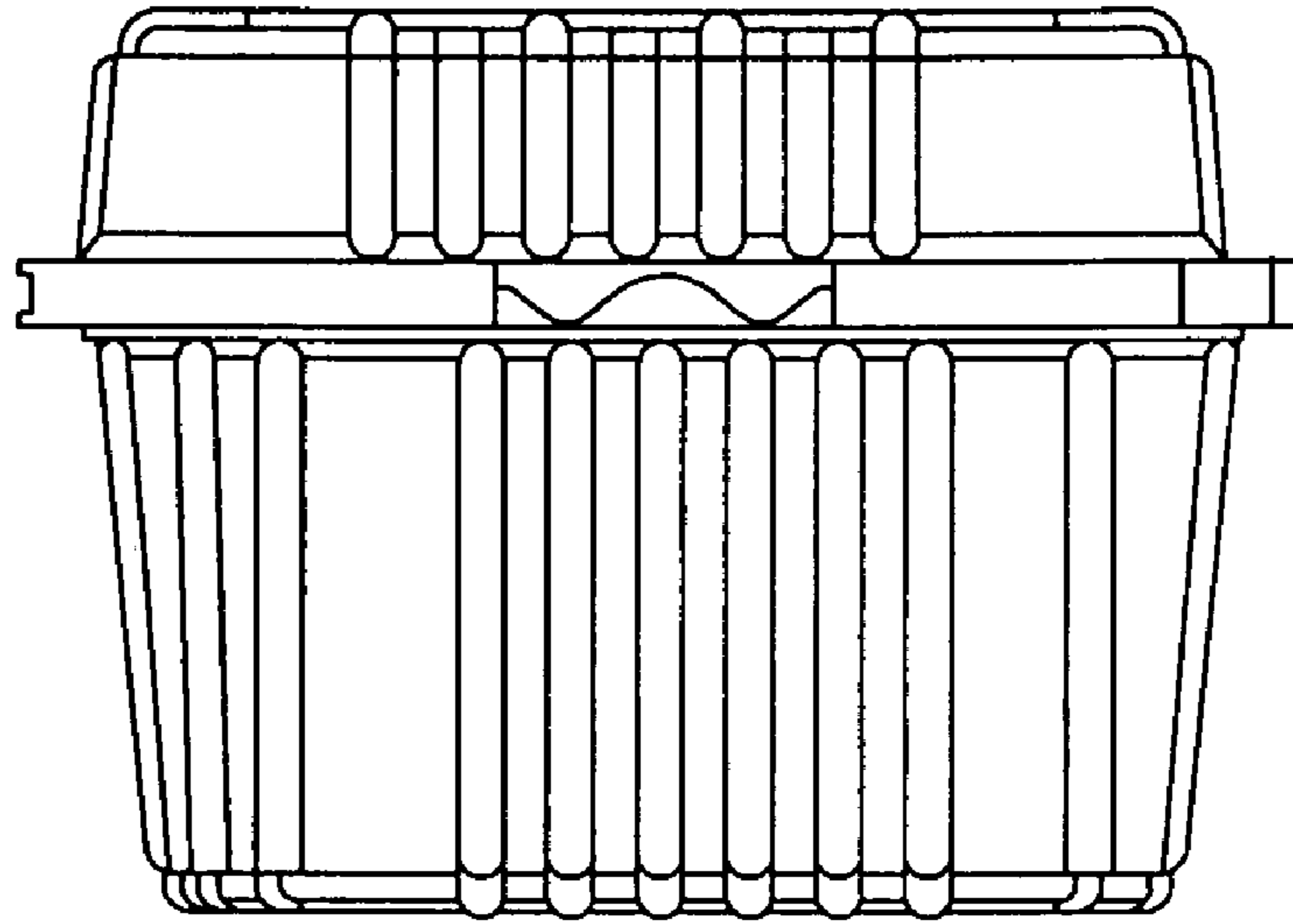


FIG. 7

